

version control

for mere and freelance mortals

www.bazaar-vcs.org
@emmajanedotnet



About this talk

- As a freelance developer chances are good you use either many, or no, version control systems for your code. If your mental health has been compromised by index.version080912f-b.inc file naming, or you wish there was more flexibility in how (and when) your files are submitted to data central, it's possible that Bazaar is the version control system you've been waiting for.
- In this session you will be exposed to one freelancer's adventures of getting all projects arranged into a manageable version control system. Specific topics will include:
 - an overview of the main competitors in the open source world of version control (the good, the better and the CVS);
 - a peek into a single human's work environment to see how it ties together multiple projects, multiple computers, and deals with travel-related network outages; and finally,
 - a tour of the basics you will need to set up your own system with Bazaar.



Why are we here?

blame

SRSLY

Because this sucks:

```
$ cp template.php template.php.old
```

```
$ vim template.php
```

```
$ cp template.php template.php.c.20081025c
```

And this is awesome:

```
$ bzip blame legalnotice.xml
```

```
156.1.13 camille | <?xml version="1.0" encoding="utf-8"?>
156.1.19 camille | <!DOCTYPE legalnotice PUBLIC "-//OASIS//DTD DocBook XML
                  V4.3//EN" "http://docbook.org/xml/4.3/docbookx.dtd">
156.1.5  spindle | <legalnotice>
156.1.13 camille |   <para>Written by and attributed to Canonical Ltd.
                  and the Ubuntu
161.1.2  emmajan |   Training community 2008-2009.</para>
156.1.13 camille |   <para>This license is bound by the Creative Commons: CC by
```

Bazaar & Launchpad



launchpad



Search Launchpad

10394 projects, 330578 bugs, 25526 branches, 1131437 translations, 61659 answers, 14919 blueprints, and counting...

Launchpad is a unique collaboration and Bazaar code hosting platform for software projects. [Read more...](#)

Featured projects

- Anewt
- Awn
- Baub
- Baza
- GNOME
- Drizzle
- Extreme Tux
- Racer
- Exaile
- GASP
- Get-You
- LottaNZB
- SchoolTool
- Silva CMS
- Terminator
- Ubuntu
- Zope.org

What's new?

Upstreams: Ubuntu translations

con... full circle
...si... create the...
...tion translator...
...an... in effort...

Translations style guides

Share your translation team's policies, best practices and guidelines directly from translation...

The Bug Plug API

Create your own plugin for direct communication between Launchpad and your favourite bug tracker.

Help test Launchpad's API!

Join the beta of our web services API and Python library.

Updated 2009-01-28. [Read our blog!](#)

Get started

- Browse projects
- Browse people & teams
- Take the tour
- Read the guide

open source

July 21, 2009

work flow



freelance

collaboration



http://www.flickr.com/photos/g_jewels/2540454980

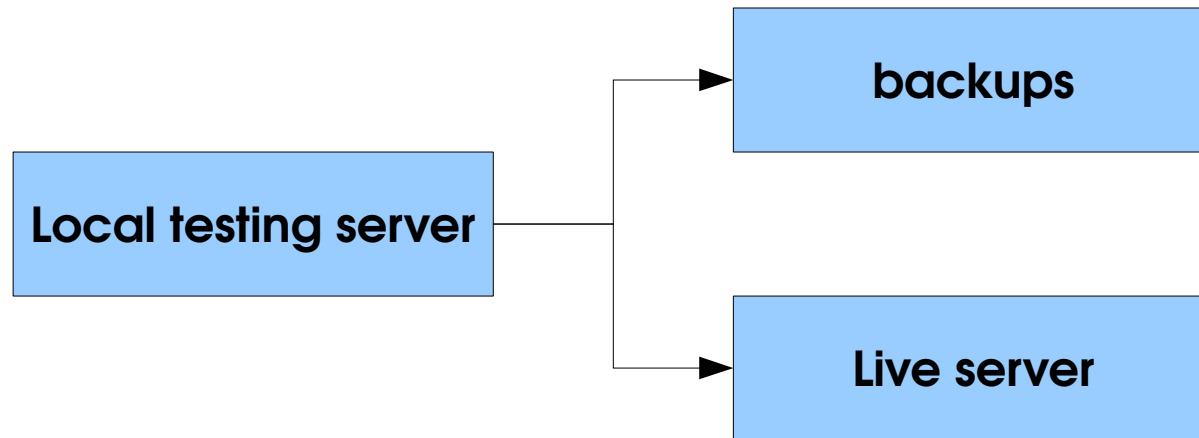
Drupal – Freelance Contracts

- ① create project
- ② record changes
- ③ browse history
- ④ package release

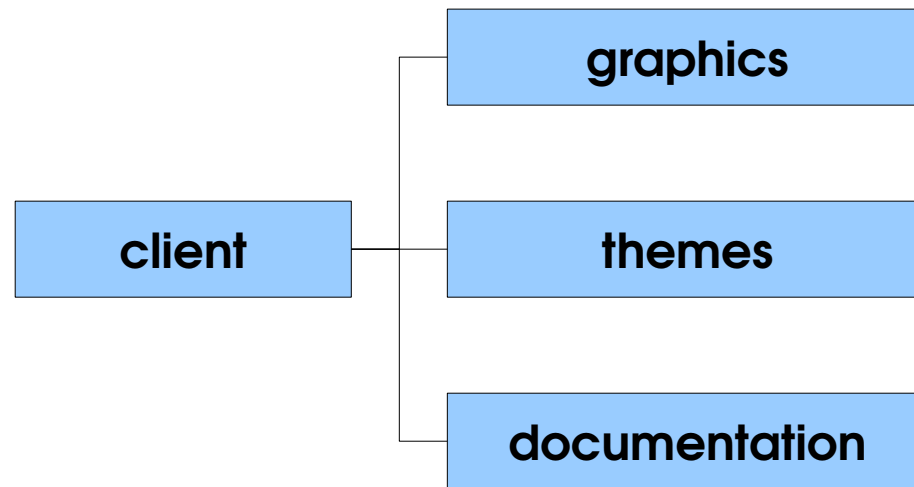
Computer
© iStockphoto.com/Photo



freelance



files





1

Install Bazaar

<http://bazaar-vcs.org/Download>

you only need this on machines that will be editing code

2

Start the magic trick

```
$ bzip init
```

this converts the directory to one that can be version-controlled

3

Put the rabbit into the hat

```
$ bzip add
```

Add your files to the version control system.

4

Wave the magic wand

`$ bzip commit`

Commit the “changes” to the repository.

Do some work.

commit again

5

The rabbit appears on the server

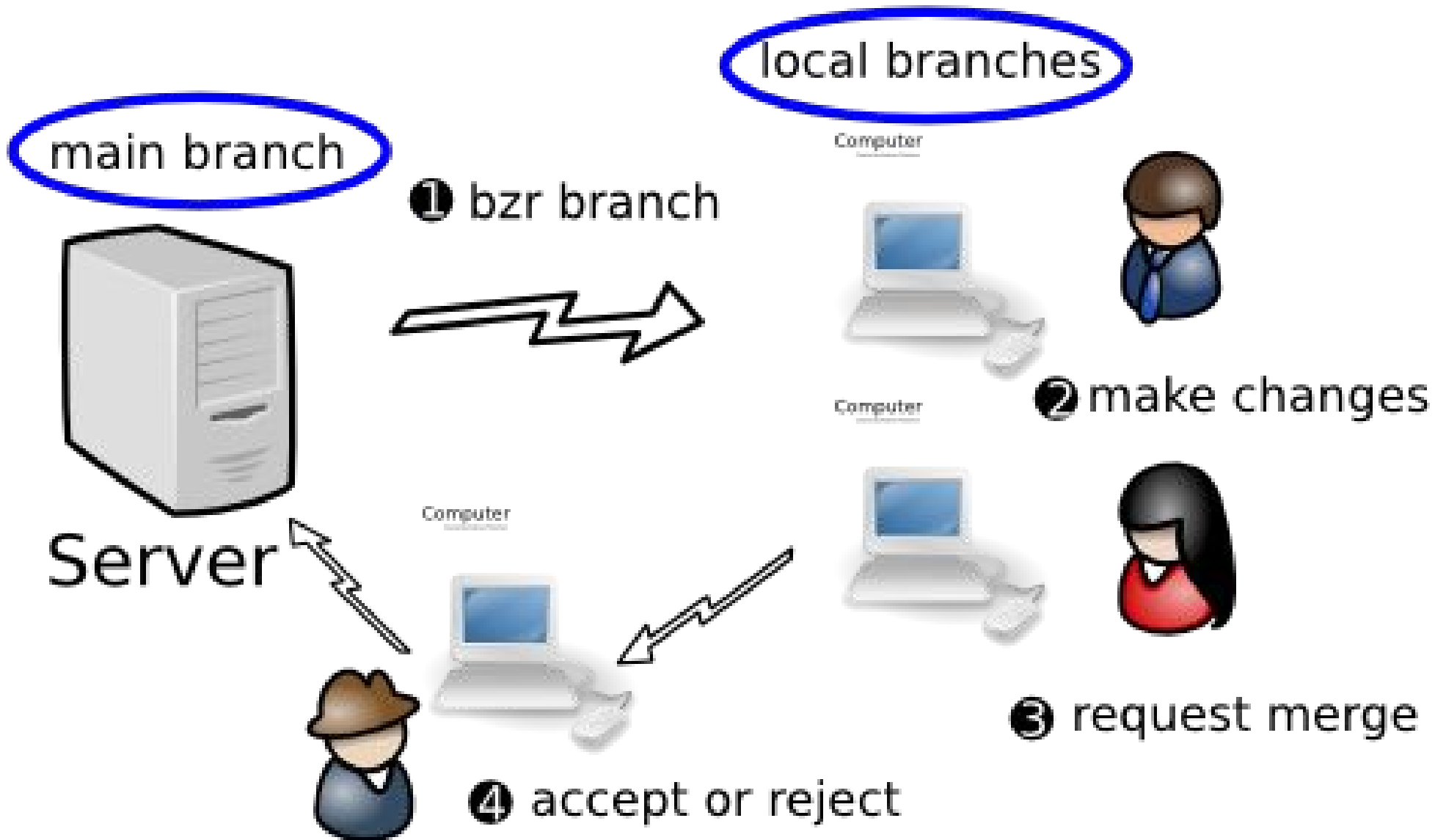
`$ bzip upload`

Upload the changes via SFTP to the Web server.

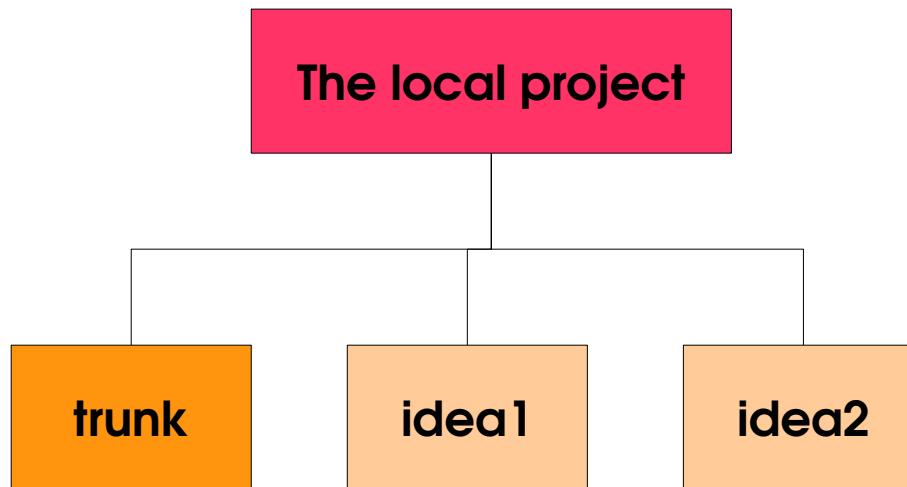
More information at:

<http://bazaar-vcs.org/BazaarUploadForWebDev>

Ubuntu Documentation Team



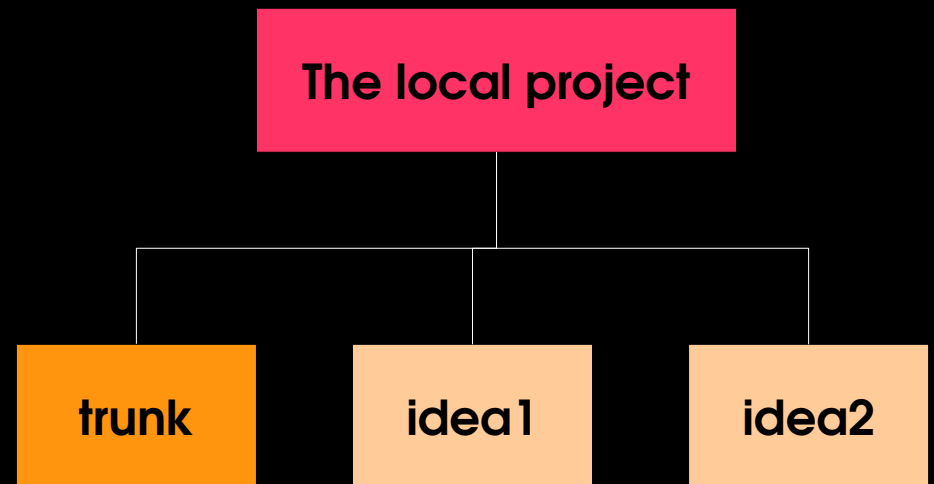
Team Work



1

Working efficiently

```
$ bazaar init-repo project-name
```

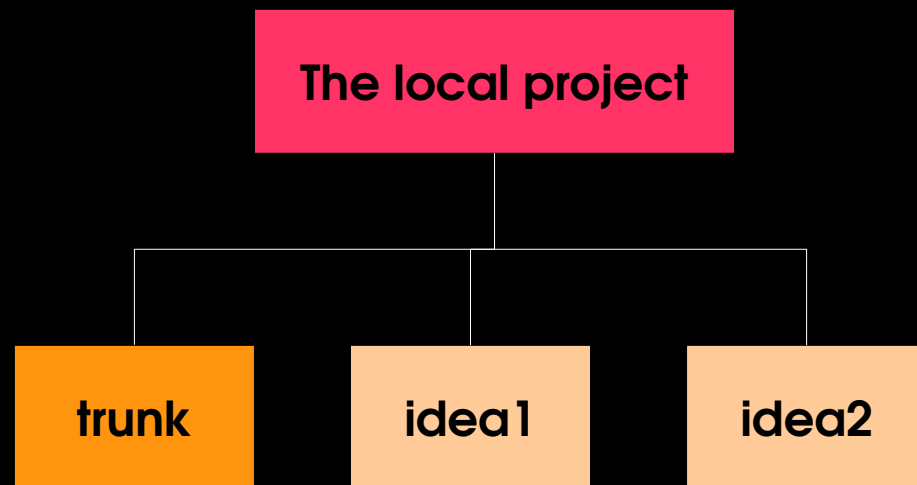


2

Download the files

```
$ bazaar branch lp:project-name trunk
```

From launchpad.

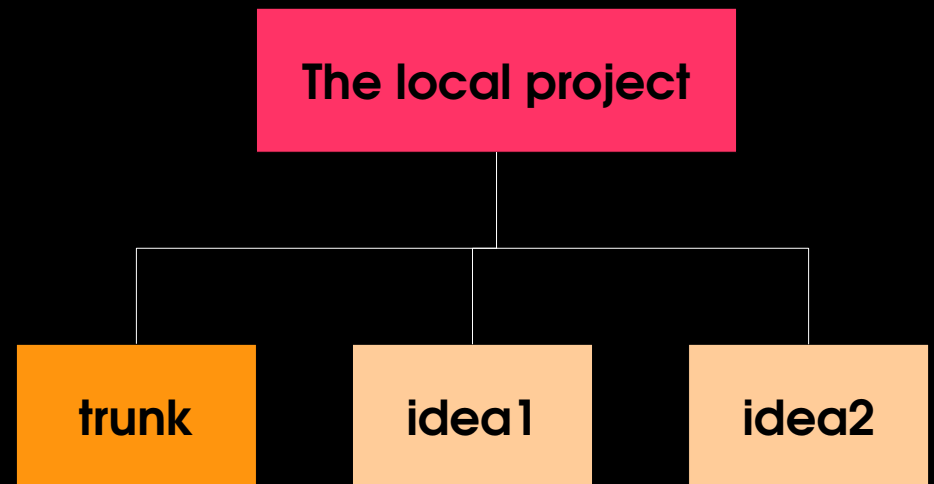


3

Copy the files to a working tree

```
$ bzip branch trunk idea1
```

```
$ bzip branch trunk idea2
```

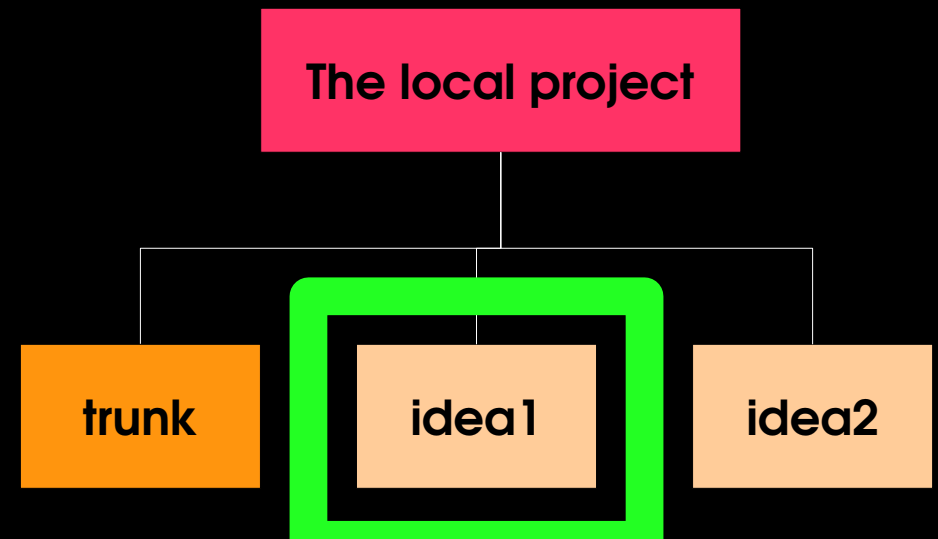


Do some work.

4

Wave the magic wand, again
`$ bazaar commit`

Commit the “changes” to the working tree—same as before.



5

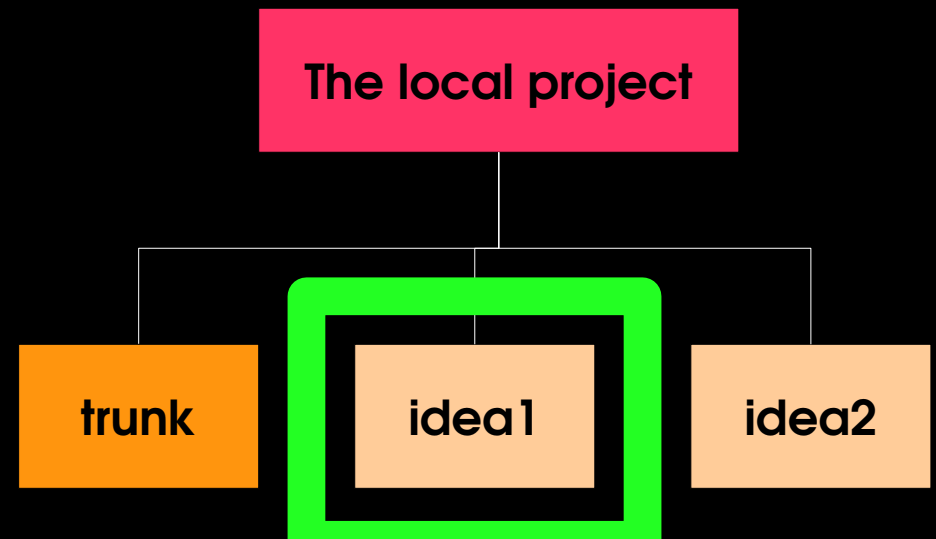
Work with other people

\$ bzip push

Pushes your changes to an off-site repository.

You will need to include a location the first time you push.

```
$ bzip push lp:~USER_NAME/your-project-name/my-branchname
```



6

Incorporate changes from others:

```
$ bzr merge
```

```
$ bzr pull
```

Quick reference

```
$ bzip --help commands
```

Talk to helpful people

```
/join #bzip (on irc.freenode.net)
```




**But what
about you?**

@emmajanedotnet
www.bazaar-vcs.org

<http://www.flickr.com/photos/fkehren/3352577815/>