

Connect everything with CoAP

Follow the slides



<https://goo.gl/U7kWKw>

Agenda

Internet of things 101

What protocols should I use?

CoAP

What is CoAP?

CoAP live!

Californium

HANDS-ON!

More CoAP goodies

What you will need

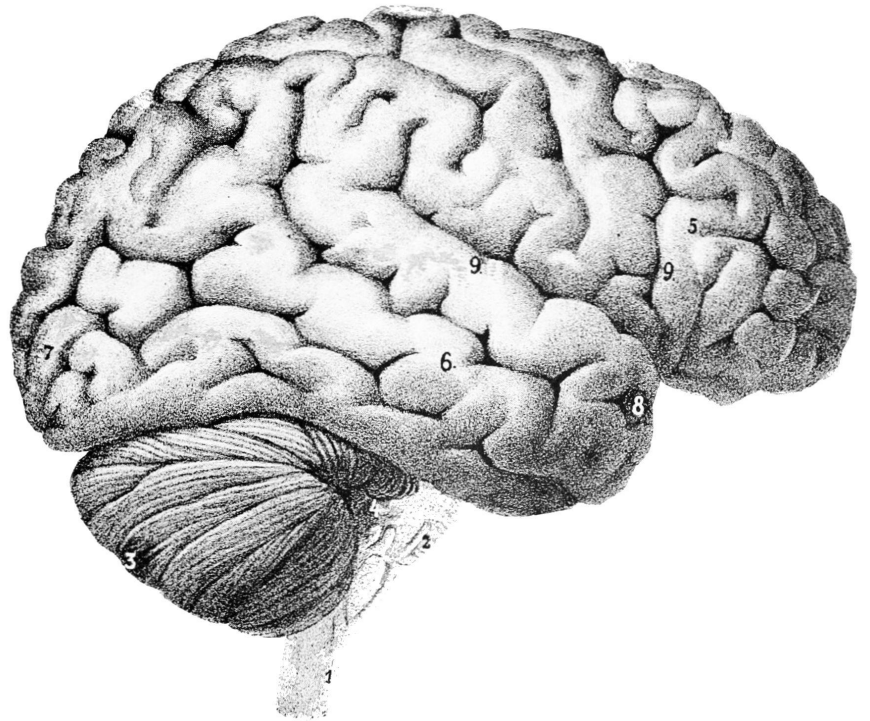
Eclipse IDE

Basic Java knowledge

Californium JARs

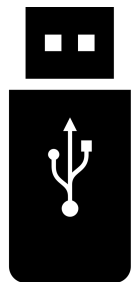
Firefox + Copper

Your brainzzz



Contents of the USB stick

- Eclipse IDE for Windows, Linux and Mac
- Firefox and Copper .xpi
- Sample projects to be imported in your workspace
+ Californium JAR file
- Completed projects



Machine to machine?

Machine to machine?
Internet of things?



Technology that
supports
wired or wireless
communication
between devices

Different needs, different protocols

Device Management

Radio statistics, device configuration, ...

OMA-DM, TR-069, LWM2M...

Local sensor networks

Transmit sensor data, usually over RF or PLC

Zigbee, X10, Bluetooth Smart, ...

End-user applications

Display sensor data on mobile app, dashboards,

HTTP, Websockets, ...

The Web of Things

Slide courtesy
of Vlad Trifa



Application-layer interoperability and usability for the IoT

Well-known patterns



Cloud services

Web mashups





Tiny Resource-constrained devices

Class 1 devices

~100KiB Flash

~10KiB RAM





Low-power networks

Tiny Resource-constrained devices

Target

of less than \$1
for IoT SoC



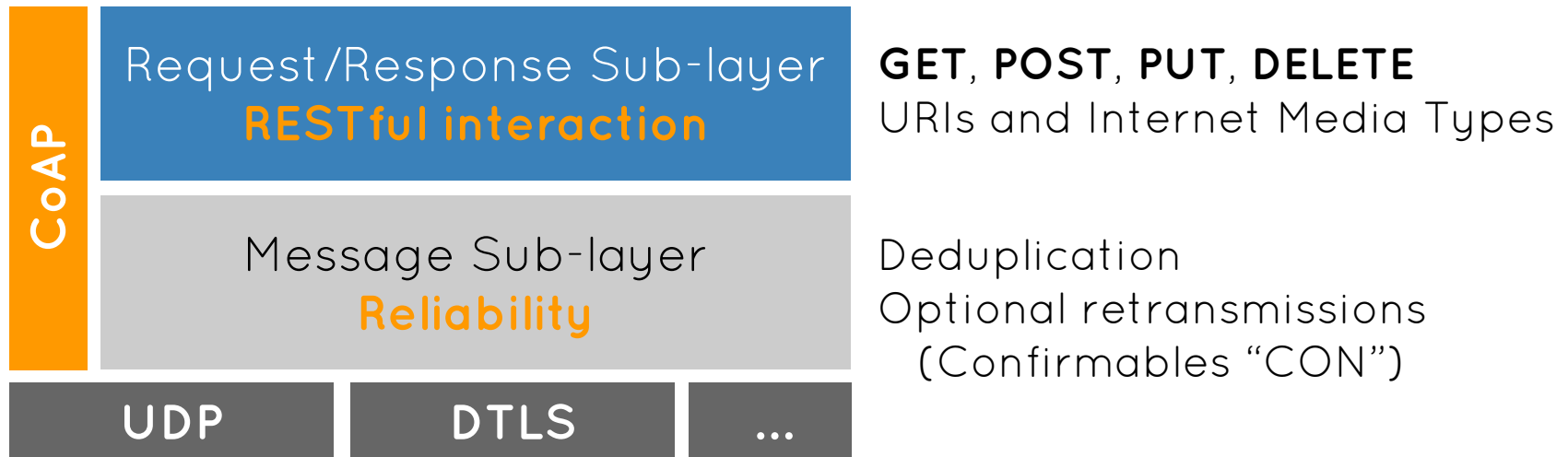
TCP and HTTP
are not a good fit

Constrained Application Protocol

RESTful protocol designed from scratch

Transparent mapping to HTTP

Additional features for M2M scenarios



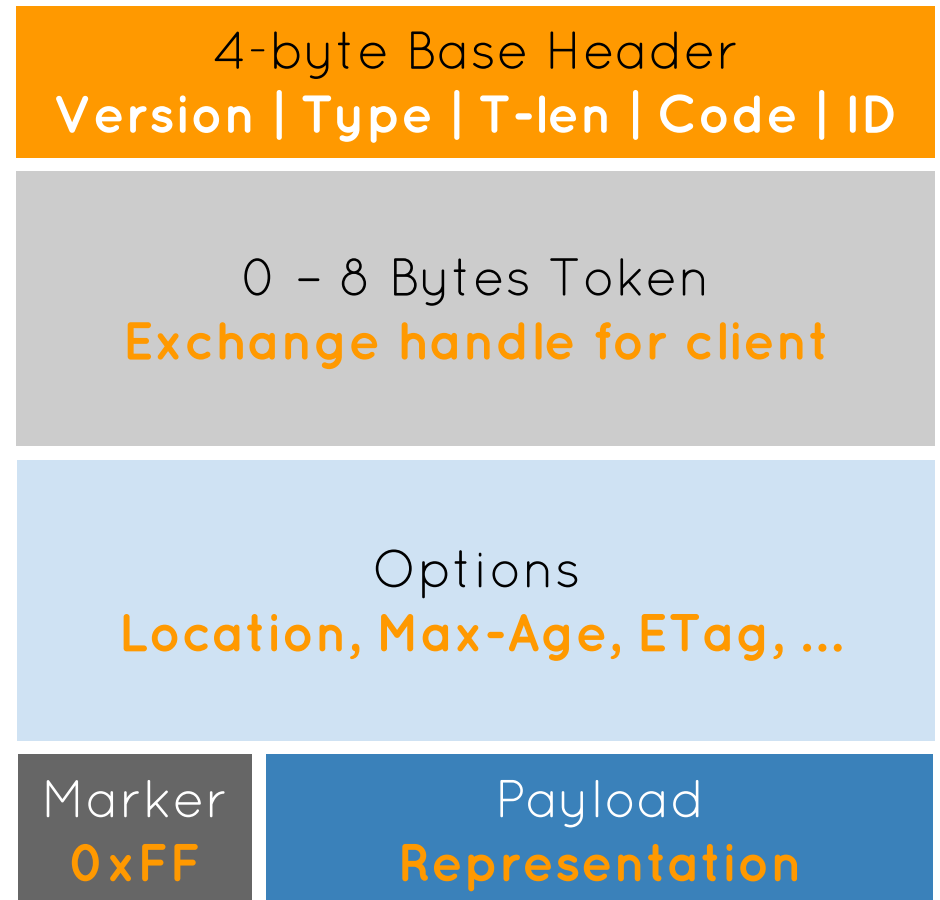
Constrained Application Protocol

Binary protocol

- Low parsing complexity
- Small message size

Options

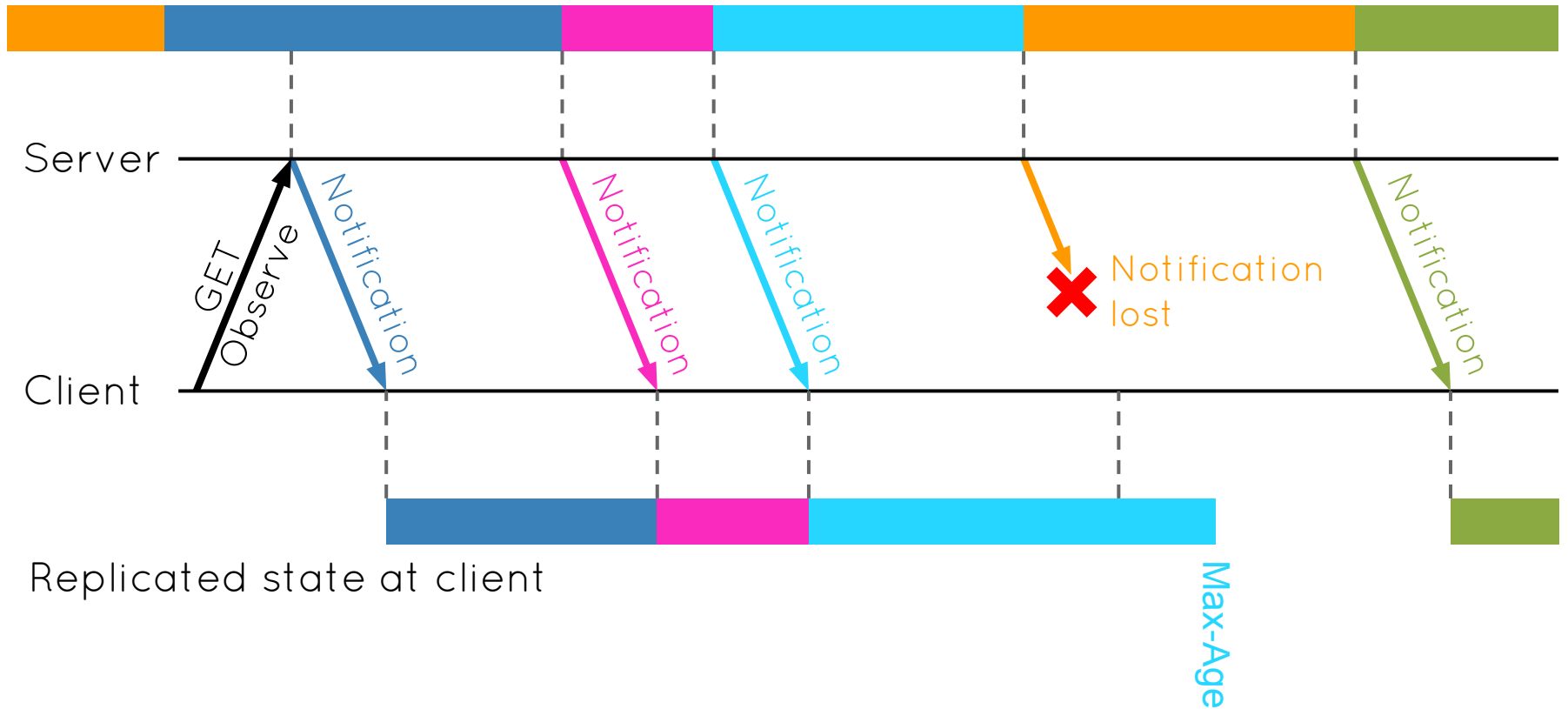
- Numbers in IANA registry
- Type-Length-Value
- Special option header marks payload if present



Observing resources

Resource state at origin server

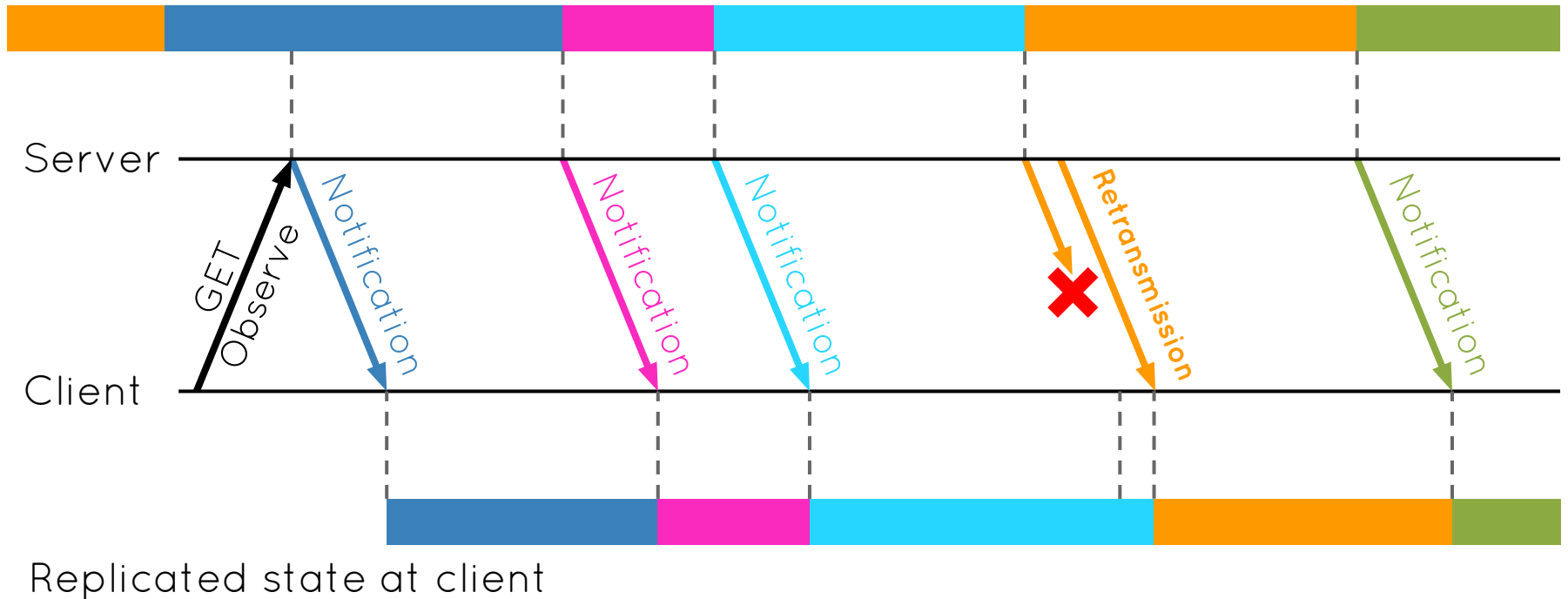
Observe illustration courtesy of Klaus Hartke



Observing resources - CON mode

Resource state at origin server

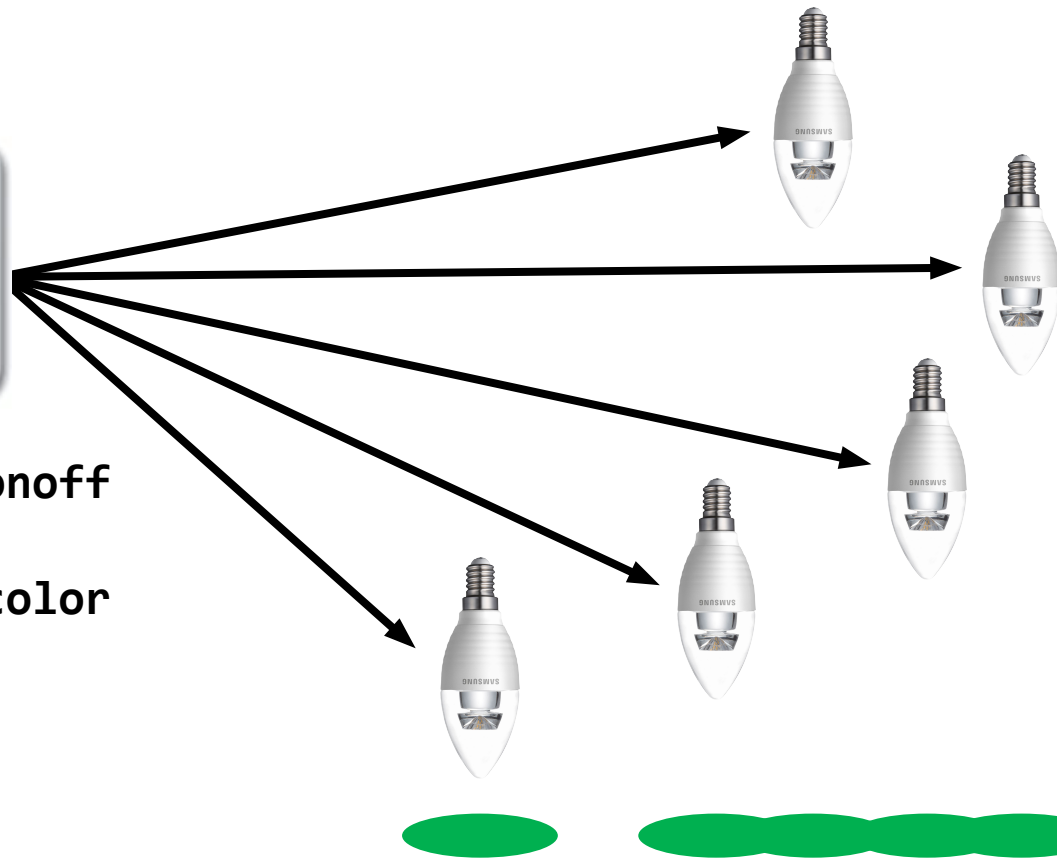
Observe illustration courtesy of Klaus Hartke



RESTful group communication

GET /status/power

all-lights.floor-d.example.com



PUT /control/onoff

PUT /control/color
#00FF00

Resource discovery

Based on **Web Linking** (RFC5988)

Extended to **Core Link Format** (RFC6690)

```
GET /.well-known/core
```

```
</config/groups>;rt="core.gp";ct=39,  
</sensors/temp>;rt="ucum.Cel";ct="0 50";obs,  
</large>;rt="block";sz=1280,  
</device>;title="Device management"
```

Decentralized discovery

Infrastructure-based

Multicast Discovery

Resource Directories

Alternative transports

Short Message Service (SMS)

Unstructured Supplementary
Service Data (USSD)

***101#** 📞

Addressable through URIs

```
coap+sms://+123456789/bananas/temp*
```

Could power up subsystems for
IP connectivity after SMS signal



Security

Based on **DTLS** (TLS/SSL for Datagrams)

Focus on Elliptic Curve Cryptography (**ECC**)

Pre-shared secrets, certificates, or raw public keys

Hardware acceleration in IoT devices

IETF is currently working on

- Authentication/authorization (ACE)
- DTLS profiles (DICE)

e.g.,



Status of CoAP

Proposed Standard since 15 Jul 2013



RFC 7252

Next working group documents in the queue

- Observing Resources
- Group Communication
- Blockwise Transfers

- Resource Directory
- HTTP Mapping Guidelines

Status of CoAP

In use by


- OMA Lightweight M2M
- IPSO Alliance
- ETSI M2M / OneM2M



- Device management for network operators
- Lighting systems for smart cities

CoAP live with Copper!

CoAP protocol handler for Mozilla Firefox



Browsing and bookmarking
of CoAP URIs

Interaction with resource like
RESTClient or Poster

Treat tiny devices like
normal RESTful Web services

Copper (Cu) CoAP user-agent

The screenshot displays the Firefox Copper CoAP user-agent interface. The browser window shows the URL `coap://sky025.h108:5683/sensors/light`. The interface includes a navigation bar with buttons for Discover, Ping, GET, POST, PUT, DELETE, Observe, Payload, and Behavior. The main content area shows the response for the `sky025.h108:5683` resource, which is a `2.05 Content` (RTT: 80ms). The response is an Acknowledgment with a Code of 2.05 Content, Message ID 23198, and 1 Option (Content-Type: application/json). The payload is a JSON object representing light sensor data.

sky025.h108:5683 (RTT: 80ms)
2.05 Content

| Header | Value | Option | Value | Info |
|------------|----------------|--------------|------------------|------|
| Type | Acknowledgment | Content-Type | application/json | 50 |
| Code | 2.05 Content | | | |
| Message ID | 23198 | | | |
| Options | 1 | | | |

Payload (44)

Incoming | Rendered | Outgoing

```
{
  light:
    {
      photosynthetic: 190
      solar: 166
    }
}
```

Debug options: Debug options (Reset)

Accept: application/json

Content-Format: [empty]

Block2: [empty] | Block1: [empty] | Auto: [empty]

Token: use hex (0x.) or string [X]

Observe: use integer [X]

ETag: use hex (0x.) or string [X]

If-Match: use an ETag [X]

If-None-Match: If-None-Match

Uri-Host: not set [X] | Uri-Port: n/s [X]

Proxy-Uri: use absolute URI [X]


Response options: Max-Age [empty]

CoAP live with Copper!

Available sandboxes:

`coap://californium.eclipse.org:5683/`

`coap://coap.me:5683/`



ETH
Zürich



Californium (Cf)

ETH

Institute for
Personal Computing

Californium (Cf)



ETH
Digitalisierendes Technische Institut Zürich
Swiss Federal Institute of Technology Zurich

Californium (Cf) CoAP framework

Unconstrained CoAP implementation

- written in Java
- focus on scalability and usability

For

- IoT cloud services
- Stronger IoT devices
(Java SE Embedded or special JVMs)

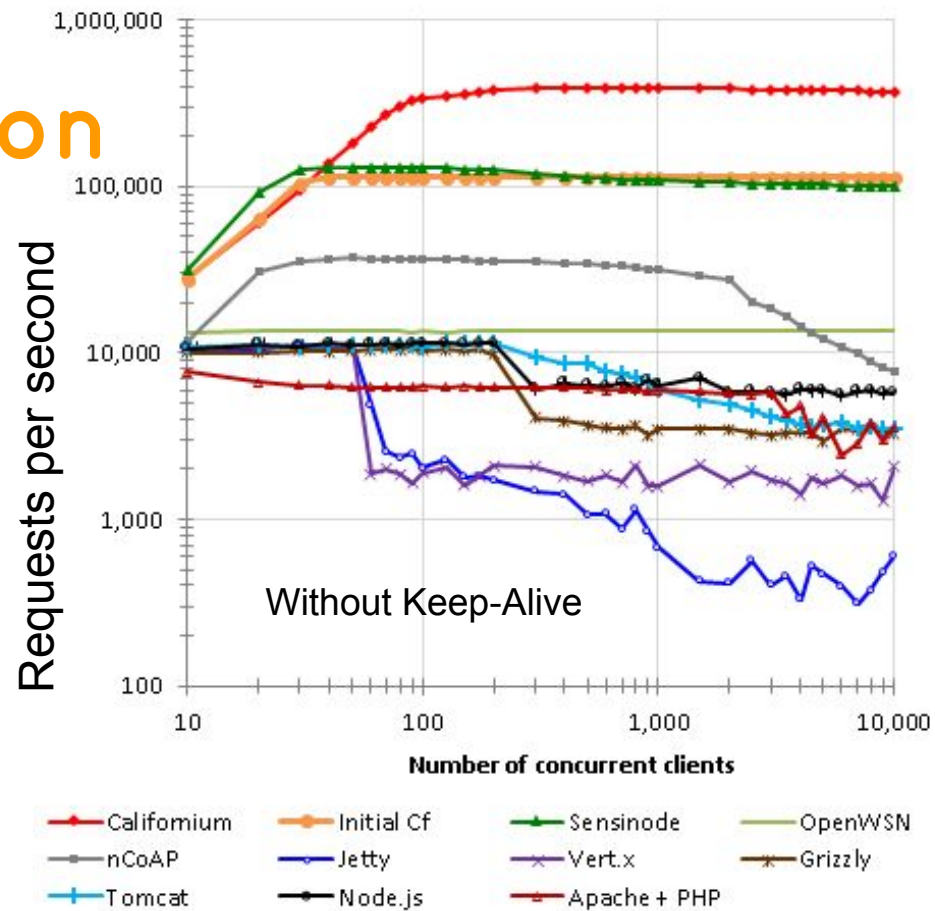
Paper on evaluation at IoT 2014

Matthias Kovatsch,
Martin Lanter, and
Zach Shelby.

*Scalable Cloud Services
for the Internet of Things.*

In Proc. IoT, Cambridge, MA, USA, 2014.

<http://www.iot-conference.org/iot2014/>



Let's get concrete!



Project structure

6 repositories on GitHub

- <https://github.com/eclipse/californium>
Parent POM
- <https://github.com/eclipse/californium.core>
Core library and example projects
- <https://github.com/eclipse/californium.element-connector>
Abstraction for modular network stage (Connectors)
- <https://github.com/eclipse/californium.scandium>
DTLS 1.2 implementation for network stage (DtlsConnector)
- <https://github.com/eclipse/californium.tools>
Stand-alone CoAP tools such as console client or RD
- <https://github.com/eclipse/californium.actinium>
App server for server-side JavaScript*

Maven artifacts

Maven artifacts available at

<https://repo.eclipse.org/content/repositories/californium-snapshots/>

<https://repo.eclipse.org/content/repositories/californium-releases/>

And on Maven Central too

Code structure

<https://github.com/eclipse/californium.core>

- Libraries (“californium-” prefix)
 - **californium-core** CoAP, client, server
 - **californium-osgi** OSGi wrapper
 - **californium-proxy** HTTP cross-proxy
- Example code
- Example projects (“cf-” prefix)

Code structure

<https://github.com/eclipse/californium.core>

- Libraries
- Example code
 - **cf-api-demo** API call snippets
- Example projects

Code structure

<https://github.com/eclipse/californium.core>

- Libraries
- Example code
- Example projects
 - **cf-helloworld-client** basic GET client
 - **cf-helloworld-server** basic server
 - **cf-plugtest-checker** tests Plugtest servers
 - **cf-plugtest-client** tests client functionality
 - **cf-plugtest-server** tests server functionality
 - **cf-benchmark** performance tests
 - **cf-secure** imports Scandium (DTLS)
 - **cf-proxy** imports californium-proxy

Server API

Important classes (see org.eclipse.californium.core)

- **CoapServer**
- **CoapResource**
- **CoapExchange**

- Implement custom resources by extending **CoapResource**
- Add resources to server
- Start server

Server API - resources

```
import static org.eclipse.californium.core.coap.CoAP.ResponseCode.*; // shortcuts

public class MyResource extends CoapResource {
    @Override
    public void handleGET(CoapExchange exchange) {
        exchange.respond("hello world"); // reply with 2.05 payload (text/plain)
    }
    @Override
    public void handlePOST(CoapExchange exchange) {
        exchange.accept(); // make it a separate response

        if (exchange.getRequestOptions()....) {
            // do something specific to the request options
        }
        exchange.respond(CREATED); // reply with response code only (shortcut)
    }
}
```

Server API - creation

```
public static void main(String[] args) {  
  
    CoapServer server = new CoapServer();  
  
    server.add(new MyResource("hello"));  
  
    server.start(); // does all the magic  
}
```

Client API

Important classes

- **CoapClient**
 - **CoapHandler**
 - **CoapResponse**
 - **CoapObserveRelation**
-
- Instantiate **CoapClient** with target URI
 - Use offered methods `get()`, `put()`, `post()`, `delete()`, `observe()`, `validate()`, `discover()`, or `ping()`
 - Optionally define **CoapHandler** for asynchronous requests and observe

Client API - synchronous

```
public static void main(String[] args) {  
  
    CoapClient client1 = new CoapClient("coap://californium..eclipse.org:5683/multi-format");  
  
    String text = client1.get().getResponseText(); // blocking call  
    String xml = client1.get(APPLICATION_XML).getResponseText();  
  
    CoapClient client2 = new CoapClient("coap://californium.eclipse.org:5683/test");  
  
    CoapResponse resp = client2.put("payload", TEXT_PLAIN); // for response details  
    System.out.println( resp.isSuccess() );  
    System.out.println( resp.getOptions() );  
  
    client2.useNONs(); // use autocomplete to see more methods  
    client2.delete();  
    client2.useCONs().useEarlyNegotiation(32).get(); // it is a fluent API  
}
```

Client API - asynchronous

```
public static void main(String[] args) {
```

```
    CoapClient client = new CoapClient("coap://californium.eclipse.org:5683/separate");
```

```
    client.get(new CoapHandler() { // e.g., anonymous inner class
```

```
        @Override public void onLoad(CoapResponse response) { // also error resp.
            System.out.println( response.getResponseText() );
        }
```

```
        @Override public void onError() { // I/O errors and timeouts
            System.err.println("Failed");
        }
```

```
    });
```

```
}
```

Client API - observe

```
public static void main(String[] args) {  
  
    CoapClient client = new CoapClient("coap://californium.eclipse.org:5683/obs");  
  
    CoapObserveRelation relation = client.observe(new CoapHandler() {  
  
        @Override public void onLoad(CoapResponse response) {  
            System.out.println( response.getResponseText() );  
        }  
  
        @Override public void onError() {  
            System.err.println("Failed");  
        }  
    });  
  
    relation.proactiveCancel();  
}
```

Advanced API

Get access to internal objects with

`advanced()` on

CoapClient, CoapResponse, CoapExchange

Define your own concurrency models with

ConcurrentCoapResource and

`CoapClient.useExecutor()` / `setExecutor(exe)`

HANDS-ON!



Getting started

- Tutorial projects

<https://github.com/jvermillard/hands-on-coap>

- Launch Eclipse

- Import projects contained on the USB stick

- File > Import... > Existing projects into workspace

Step 1

The mandatory Hello world CoAP server!

1. Complete the code:
 - Add “hello” resource with a custom message (GET)
 - Run the CoAP server
2. Test with Copper

Step 2

Improve the server by adding:

1. A “subpath/another” hello world
2. Current time in milliseconds
3. A writable resource
4. A removable resource

Step 3

Hello world CoAP client

1. Complete the code for reading the previous “helloworld” values
2. Connect your client with your server

More fun

Connect with the LED strip

Read the sensors

Change the color

Have fun!

Where is the code?

Tutorial steps

<https://github.com/jvermillard/hands-on-coap>


Californium

<https://github.com/eclipse?query=californium>

Hands-off

Questions?

Going further with CoAP



Going further with CoAP

Scandium (Sc)

DTLS (TLS/SSL for UDP) for adding security

Californium (Cf) Proxy

HTTP/CoAP proxy

Californium (Cf) RD

CoAP resource directory

Going further

Contiki OS

Connects tiny, low-power MCU to the Internet

<http://contiki-os.org>

Microcoap

CoAP for arduino

<https://github.com/1248/microcoap>

OMA Lightweight M2M

An device management protocol

Created by the Open Mobile Alliance

Configure, monitor, upgrade your device
using CoAP over UDP and SMS

In a RESTful way!

OMA Lightweight M2M

The specification

<http://technical.openmobilealliance.org>

C client library

<http://github.com/eclipse/wakaama>

Java server implementation

<http://github.com/eclipse/leshan>

Thanks!

More questions? Feel free to contact us!

Benjamin Cabé

[@kartben](#) / benjamin@eclipse.org

Matthias Kovatsch

kovatsch@inf.ethz.ch

Julien Vermillard

[@vrmvrm](#) / jvermillard@sierrawireless.com