



# 2BizBox® Daily Maintenance Guide

***v3.0.1***

**2BizBox® ERP**

[info@2bizbox.com](mailto:info@2bizbox.com)

[www.2bizbox.com](http://www.2bizbox.com)

## **Notice**

This document contains proprietary information of 2BizBox. Possession and use of this document shall be strictly in accordance with a license agreement between the user and 2BizBox, and receipt or possession of this document does not convey any rights to reproduce or disclose its contents, or to manufacture, use, or sell anything it may describe. It may not be reproduced, disclosed, or used by others without specific written authorization of 2BizBox.

2BizBox and the logo are registered trademarks of Serva Software LLC. Other company, brand, or product names are trademarks or registered trademarks of their respective holders. The information contained in this document is subject to change without notice at the discretion of 2BizBox.

Copyright © 2010 2BizBox

All Rights Reserved

## Table of Contents

Backup.....	1
Backup Database .....	1
Backup Document.....	2
Recovery.....	2
Recovery Database .....	2
Recovery Document.....	3
Synchronize Data .....	3

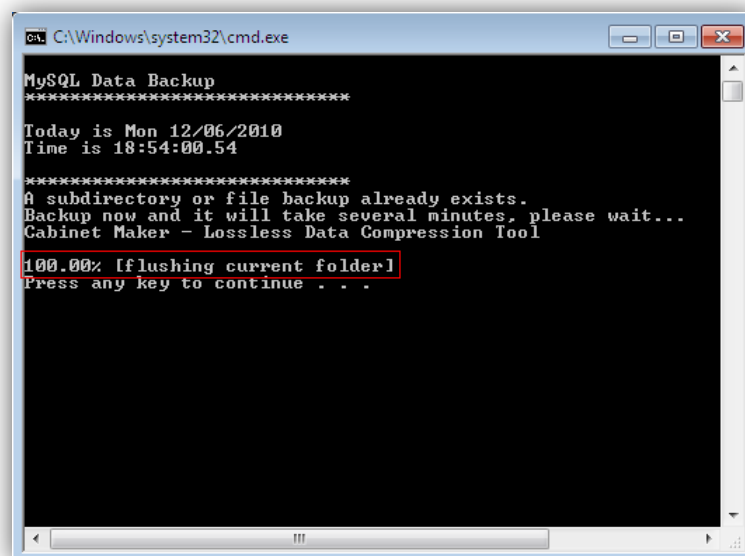
Every day individuals may lose their files due to unwanted action or event, inadvertent deletion, or a drive failure. The result is a great deal of stress, anxiety, lost revenue. So you need to backup the data of 2BizBox usually. Maybe one or two weeks you need to backup one time. You also need to recovery if these things happen.

## BACKUP

It contains two parts: database and document.

### BACKUP DATABASE

- Kick out all online users in 2BizBox. You can send notice to these users and remind them to logout 2BizBox immediately.
- Stop server service. Close run.bat in the server computer.
- Run backup.bat. Go to <install-path>\server\tools of 2BizBox, double click backup.bat.
- Check whether backup is successful. It will show as below picture if it is successful.



```
C:\Windows\system32\cmd.exe

MySQL Data Backup
*****

Today is Mon 12/06/2010
Time is 18:54:00.54

*****
A subdirectory or file backup already exists.
Backup now and it will take several minutes, please wait...
Cabinet Maker - Lossless Data Compression Tool

100.00% [flushing current folder]
Press any key to continue . . .
```

There are following reasons if failing to backup:

- Password wrong. The default password is "root". You can open the backup.bat, check whether the password is true.
- Path wrong. Check whether backup.bat and db are in the same directory.

## BACKUP DOCUMENT

The documents you upload to 2BizBox contains many types: part document, part picture, drawing document, SO document, PO document, WO document, WI document, QT document, EDC document, certificate document, address QA document, CS item Document, NCR file, WI picture, onloan document, emp records document, ECR document, ECN document, balance sheet, balance sheet(SBS), closing statement, profit loss document. You can ignore it if your company has no related documents.

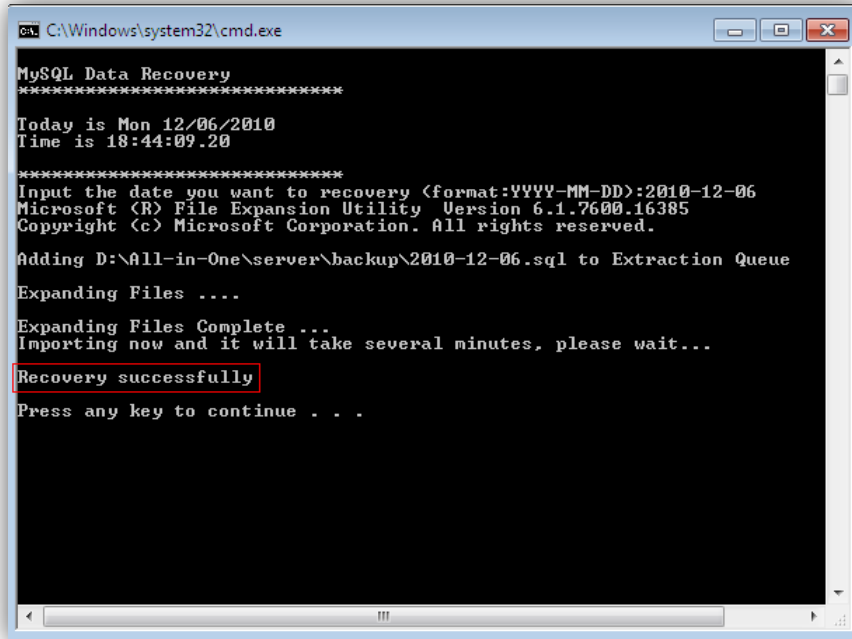
- Get the path of documents. You can get these paths in 2BizBox. Such as the path of Part Document is in Control Panel→General Setting→Part Document Setting.
- Go to document path and zip the directory of document.
- Rename document.zip. You can use date as filename. For example doc\_2011\_01\_07.zip.
- Copy zip file to another server computer.

## RECOVERY

It contains two parts: database and document.

### RECOVERY DATABASE

- Kick out all online users in 2BizBox. You can send notice to these users and remind them to logout 2BizBox immediately.
- Stop server service. Close run.bat in the server computer.
- Run recovery.bat. Go to installation path of 2BizBox, double click recovery.bat.
- Check whether recovery is successful. It will show as below picture if it is successfully.



```

C:\Windows\system32\cmd.exe

MySQL Data Recovery
*****

Today is Mon 12/06/2010
Time is 18:44:09.20

*****
Input the date you want to recovery (format:YYYY-MM-DD):2010-12-06
Microsoft (R) File Expansion Utility Version 6.1.7600.16385
Copyright (c) Microsoft Corporation. All rights reserved.

Adding D:\All-in-One\server\backup\2010-12-06.sql to Extraction Queue
Expanding Files ....
Expanding Files Complete ...
Importing now and it will take several minutes, please wait...
Recovery successfully
Press any key to continue . . .

```

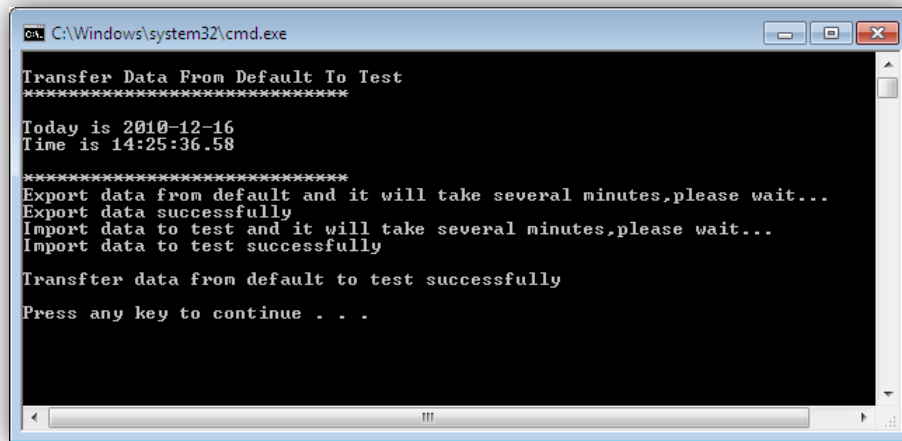
## RECOVERY DOCUMENT

- Find out all Backup Document. Download all documents to server computer if you backup to another computer.
- Copy all documents to the document path which you can get in 2BizBox server.

## SYNCHRONIZE DATA

2BizBox provides two companies: test and default. The test company is used for practicing only, and the default company is used for official using. Sometimes you need to transfer data from default to test; then you can use defaulttotest.bat to do it.

- Kick out all online users in 2BizBox. You can send notice to these users and remind them to logout 2BizBox immediately.
- Stop server service. Close run.bat in the server computer.
- Run defaulttotest.bat. Go to installation path of 2BizBox, and then double click default-to-test.bat.
- Check whether transfer is successful. It will show as below picture if it is successfully.



```
C:\Windows\system32\cmd.exe

Transfer Data From Default To Test
*****

Today is 2010-12-16
Time is 14:25:36.58

*****
Export data from default and it will take several minutes,please wait...
Export data successfully
Import data to test and it will take several minutes,please wait...
Import data to test successfully

Transfter data from default to test successfully

Press any key to continue . . .
```

### **About 2BizBox**

- Our goal is to offer worldwide manufacturing businesses free ERP software and to give them the ability to setup ERP system with the lowest cost, and then to make the businesses more successful.
- Just download, install, setup and use 2BizBox software. All manufacturing businesses can utilize computer applications to improve manufacturing management.
- 2BizBox is an independent, privately held company located in Wichita Falls, Texas.

### **Contact Information**

- For general information - [info@2BizBox.com](mailto:info@2BizBox.com)
- Business Address: P.O. Box 8143, Wichita Falls, Texas, USA 76307