

Handling data skew adaptively in Spark using Dynamic Repartitioning

Zoltán Zvara
zoltan.zvara@sztaki.hu



Introduction

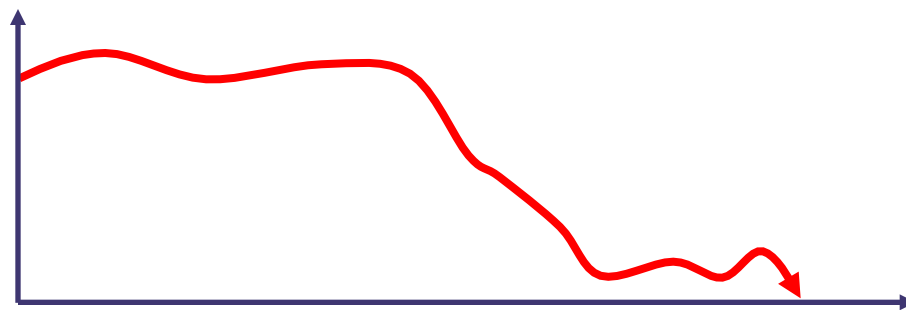
- Hungarian Academy of Sciences, Institute for Computer Science and Control (MTA SZTAKI)
- Research institute with strong industry ties
- Big Data projects using Spark, Flink, Cassandra, Hadoop etc.
- Multiple telco use cases lately, with challenging data volume and distribution

Agenda

- Our data-skew story
- Problem definitions & aims
- Dynamic Repartitioning
 - Architecture
 - Component breakdown
 - Repartitioning mechanism
 - Benchmark results
- Visualization
- Conclusion

Motivation

- We have developed an application aggregating telco data that tested well on toy data
- When deploying it against the real dataset the application seemed healthy
- However it could become surprisingly **slow** or even **crash**
- What did go wrong?



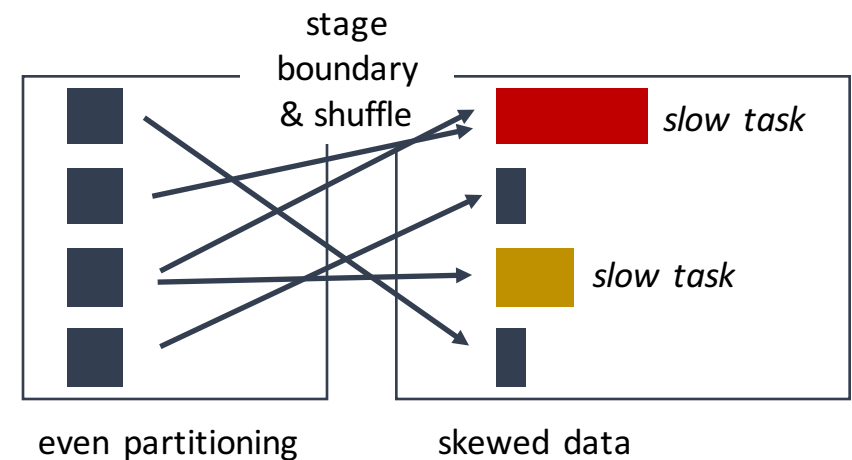
Our data-skew story

- We have use-cases when map-side combine is not an option:
groupBy, join
- 80% of the traffic generated by 20% of the communication towers
- Most of our data is 80–20 rule



The problem

- Using default hashing is not going to distribute the data uniformly
- Some *unknown* partition(s) to contain a lot of records on the reducer side
- Slow tasks will appear
- Data distribution is not known in advance
- „Concept drifts” are common



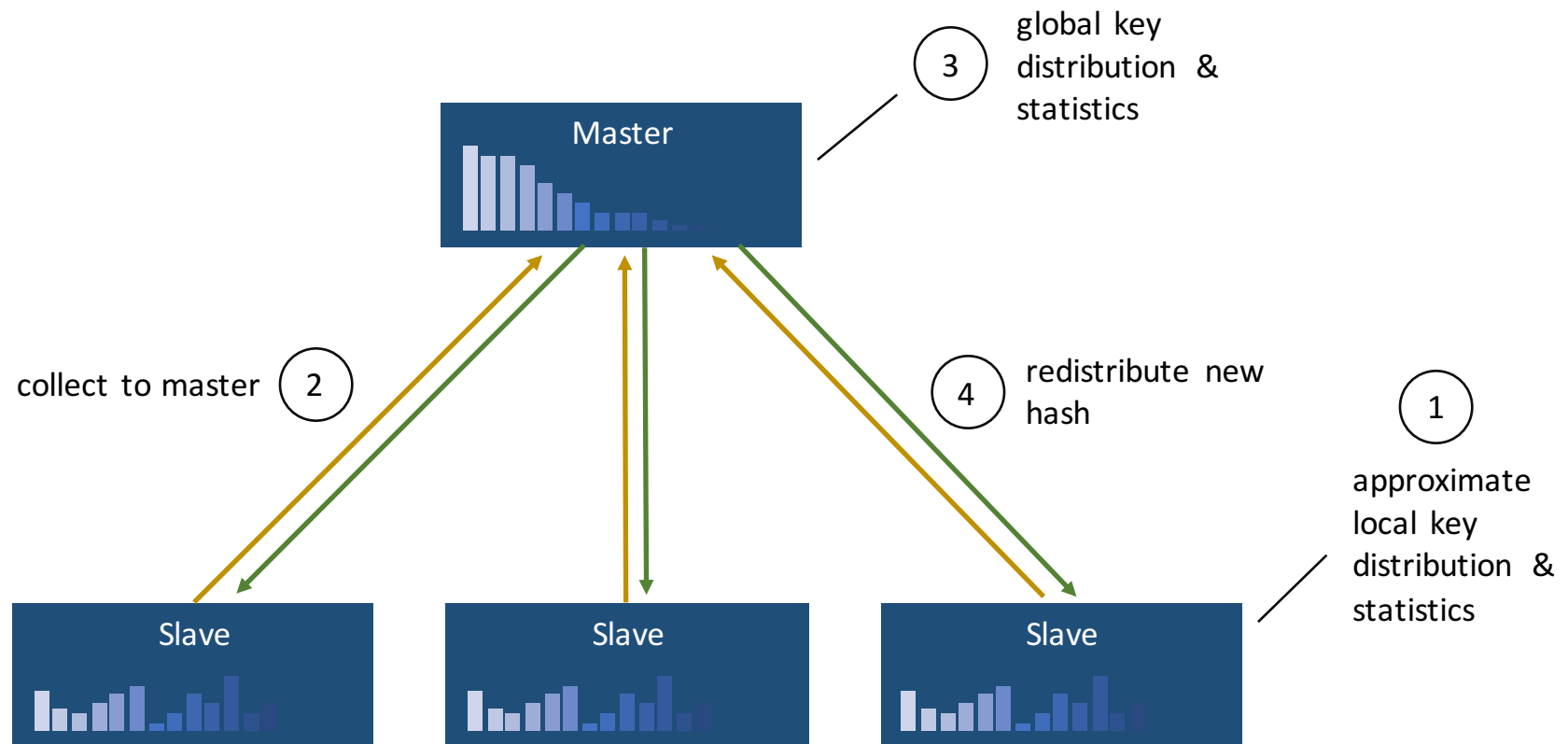
Aim

Generally, make Spark a **data**-aware distributed **data**-processing framework

- Collect information about the data-characteristics on-the-fly
- Partition the data as uniformly as possible on-the-fly
- Handle arbitrary data distributions
- Mitigate the problem of slow tasks
- Be lightweight and efficient
- Should not require user-guidance

```
spark.repartitioning = true
```

Architecture



Driver perspective

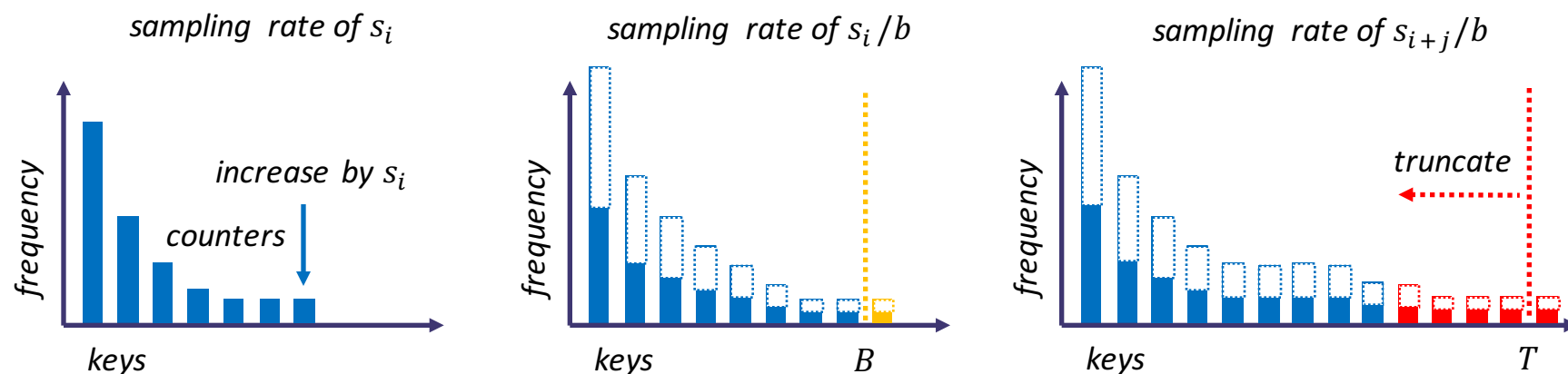
- RepartitioningTrackerMaster part of SparkEnv
- Listens to job & stage submissions
- Holds a variety of repartitioning strategies for each job & stage
- Decides when & how to (re)partition

Executor perspective

- `RepartitioningTrackerWorker` part of `SparkEnv`
- Duties:
 - Stores `ScannerStrategies` (`Scanner` included) received from the RTM
 - Instantiates and binds `Scanners` to `TaskMetrics` (where data-characteristics is collected)
 - Defines an interface for `Scanners` to send `DataCharacteristics` back to the RTM

Scalable sampling

- Key-distributions are approximated with a strategy, that is
 - not sensitive to early or late concept drifts,
 - lightweight and efficient,
 - scalable by using a backoff strategy



Complexity-sensitive sampling

- Reducer run-time can highly correlate with the *computational complexity* of the values for a given key
- Calculating object size is costly in JVM and in some cases shows little correlation to computational complexity (function on the next stage)
- Solution:
 - If the user object is `Weightable`, use complexity-sensitive sampling
 - When increasing the counter for a specific value, consider its *complexity*

Scalable sampling in numbers

- In Spark, it has been implemented with Accumulators
 - Not so efficient, but we wanted to implement it with minimal impact on the existing code
- Optimized with micro-benchmarking
- Main factors:
 - Sampling strategy - *aggressiveness* (*initial sampling ratio, back-off factor, etc...*)
 - Complexity of the current stage (mapper)
- Current stage's runtime:
 - When used throughout the execution of the whole stage it adds 5-15% to runtime
 - After repartitioning, we cut out the sampler's code-path; in practice, it adds **0.2-1.5%** to runtime

Main new task-level metrics

- TaskMetrics
 - RepartitioningInfo – new hash function, repartition strategy
 - ShuffleReadMetrics
 - (Weightable)DataCharacteristics – used for testing the correctness of the repartitioning & for execution visualization tools
 - ShuffleWriteMetrics
 - (Weightable)DataCharacteristics – scanned periodically by Scanners based on ScannerStrategy
 - insertionTime
 - repartitioningTime
 - inMemory
 - ofSpills

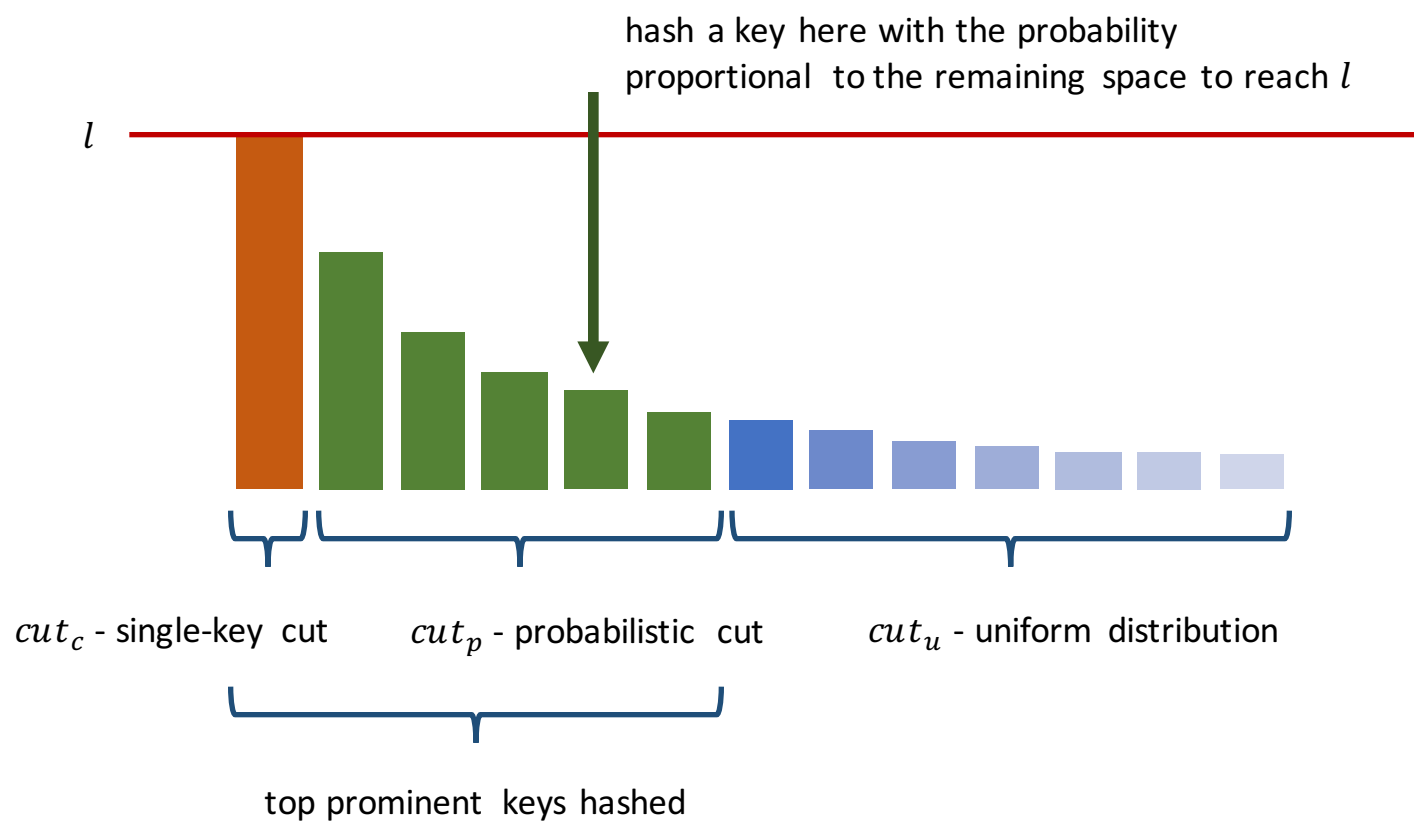
Scanner

- Instantiated for each task before the executor starts them
- Different implementations: Throughput, Timed, Histogram
- `ScannerStrategy` defines:
 - when to send to the RTM,
 - histogram-compaction level.

Decision to repartition

- RepartitioningTrackerMaster can use different decision strategies:
 - number of local histograms needed,
 - global histogram's distance from uniform distribution,
 - preferences in the construction of the new hash function.

Construction of the new hash function



New hash function in numbers

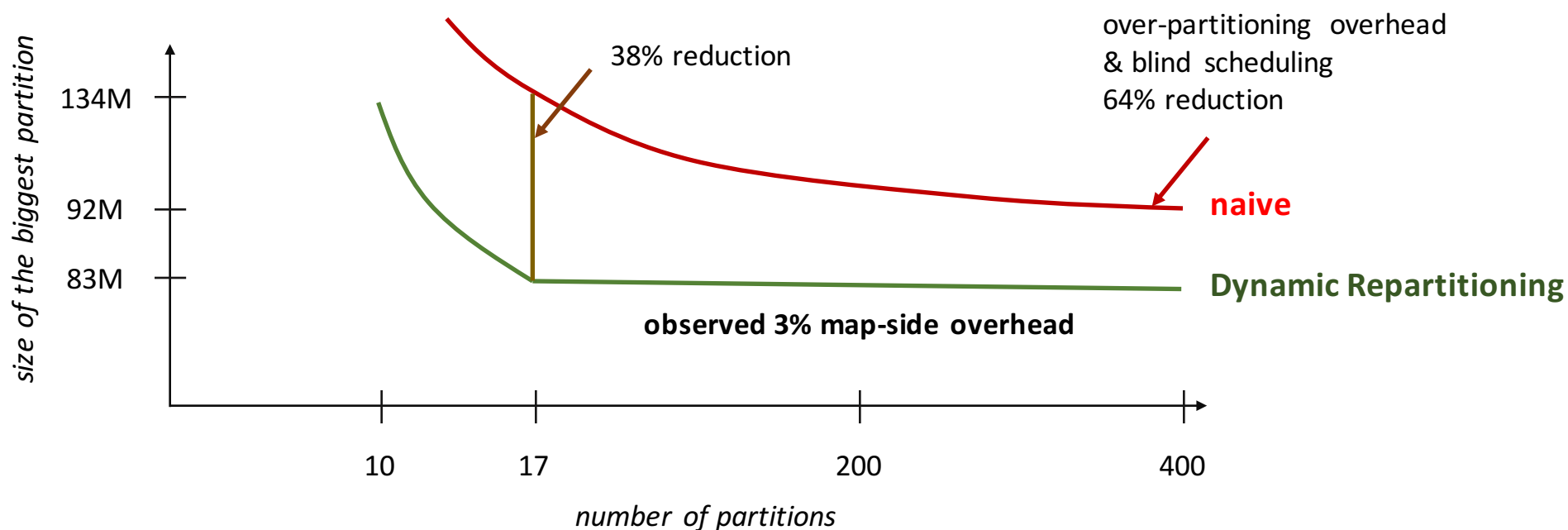
- More complex than a hashCode
- We need to evaluate it for every record
- Micro-benchmark (for example `String`):
 - Number of partitions: 512
 - `HashPartitioner`: AVG time to hash a record is 90.033 ns
 - `KeyIsolatorPartitioner`: AVG time to hash a record is 121.933 ns
- In practice it adds negligible overhead, under 1%

Repartitioning

- Reorganize previous naive hashing
- Usually happens in-memory
- In practice, adds additional 1-8% overhead (usually the lower end), based on:
 - complexity of the mapper,
 - length of the scanning process.

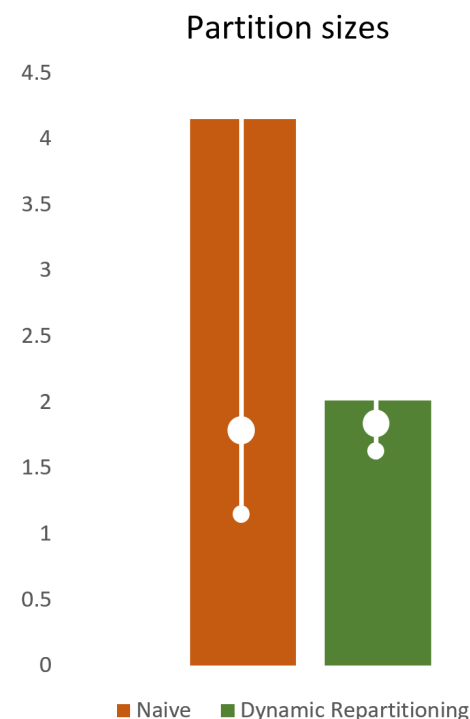
More numbers (groupBy)

MusicTimeseries – groupBy on tags from a listenings-stream



More numbers (join)

- Joining tracks with tags
- Tracks dataset is skewed
- Number of partitions is set to 33
- Naive:
 - size of the biggest partition = **4.14M**
 - reducer's stage runtime = **251 seconds**
- Dynamic Repartitioning
 - size of the biggest partition = **2.01M**
 - reducer's stage runtime = **124 seconds**
 - heavy map, only 0.9% overhead



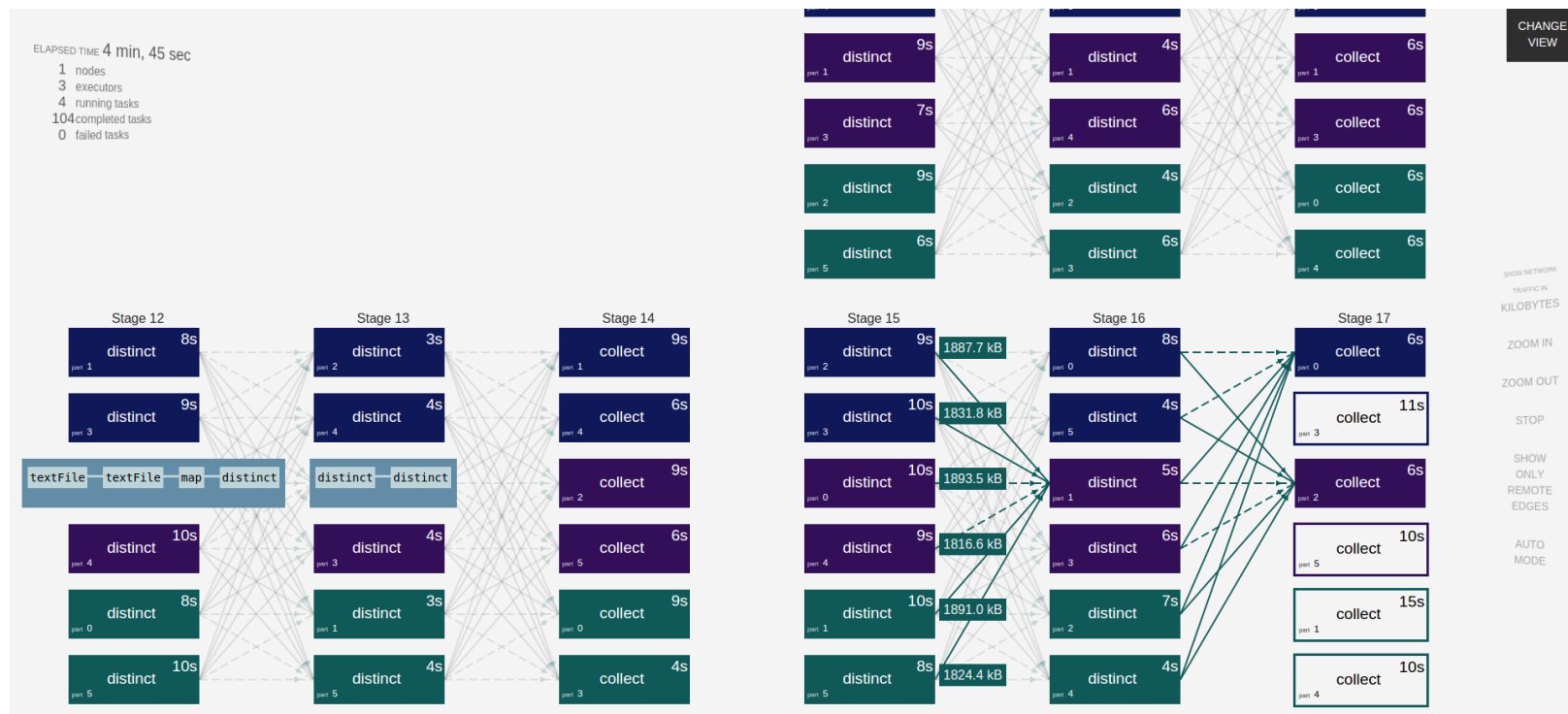
Spark REST API

- New metrics are available through the REST API
- Added new queries to the REST API, for example: „what happened in the last 3 second?”
- BlockFetches are collected to ShuffleReadMetrics

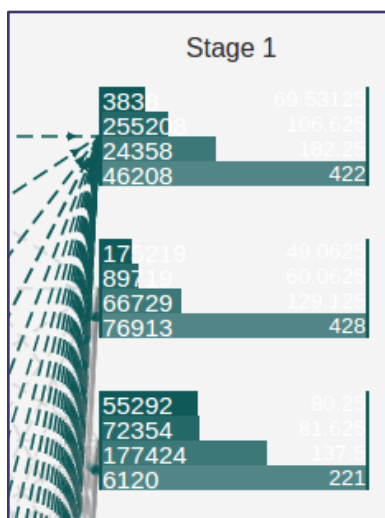
```
recordsRead: 8399,  
dataCharacteristics: {  
  3424: 19.75,  
  115752: 32.25,  
  204710: 19.75,  
  254186: 17.25  
}
```

```
remoteBlocksFetched: 0,  
remoteBlockFetchInfos: [ ],  
localBlocksFetched: 10,  
localBlockFetchInfos: [  
  - {  
    - blockId: {  
      shuffleId: 6,  
      mapId: 0,  
      reduceId: 7,  
      shuffle: true,  
      rdd: false,  
      broadcast: false  
    },  
    bytes: 871162  
  },  
  - {  
    - blockId: {  
      shuffleId: 6,  
      mapId: 1,  
      reduceId: 7,  
      shuffle: true,  
      rdd: false,  
      broadcast: false  
    },  
    bytes: 872696  
  },  
  - {
```

Execution visualization of Spark jobs




Repartitioning in the visualization



*heavy keys create
heavy partitions (slow tasks)*

*heavy is alone,
size of the biggest partition
is minimized*



Conclusion

- Our Dynamic Repartitioning can handle data skew dynamically, on-the-fly on any workload and arbitrary key-distributions
- With very little overhead, data skew can be handled in a natural & general way
- Visualizations can aid developers to better understand issues and bottlenecks of certain workloads
- Making **Spark *data-aware*** pays off

Thank you for your attention

Zoltán Zvara
zoltan.zvara@sztaki.hu

