

Supporting the Enterprise with OS X Automation

Creating solutions using OS X automation technologies

Session 306

Sal Soghoian Product Manager Automation Technologies

“The Enterprise”

"The Enterprise"



“Workflow Strategies”

“Workflow Strategies”

“Workflow Strategies”

Take advantage of strengths

- Use the right tool for the job

“Workflow Strategies”

Take advantage of strengths

- Use the right tool for the job



“Workflow Strategies”


Design workflows as connected modules

- Enable repurposing, adaptation and expansion

“Workflow Strategies”

Design workflows as connected modules

- Enable repurposing, adaptation and expansion



“Workflow Strategies”

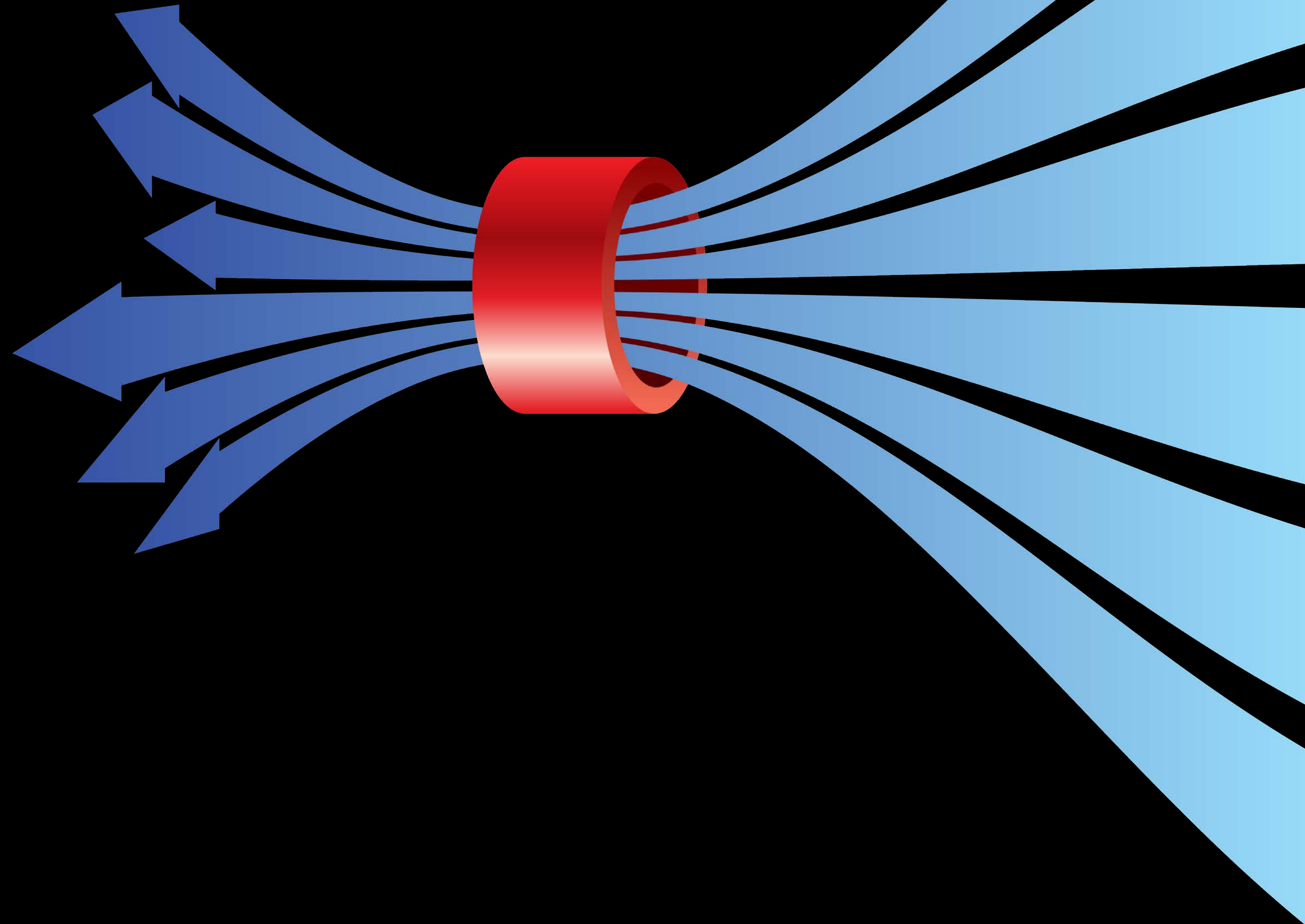
Optimize workflows

- Eliminate bottlenecks
- Reduce repetition
- Remove complexity/confusion

“Workflow Strategies”

Optimize workflows

- Eliminate bottlenecks
- Reduce repetition
- Remove complexity/confusion



“Workflow Strategies”

Design workflows for the user

- **Complex** solutions are **avoided**
- **Convenient** solutions are **used**

“Workflow Strategies”

Design workflows for the user

- **Complex** solutions are **avoided**
- **Convenient** solutions are **used**



“Workflow Strategies”

- ✓ Use all available tools
- ✓ Take advantage of strengths
- ✓ Design workflows to be modular
- ✓ Eliminate bottlenecks, repetition, and complexity
- ✓ Design workflows for the user

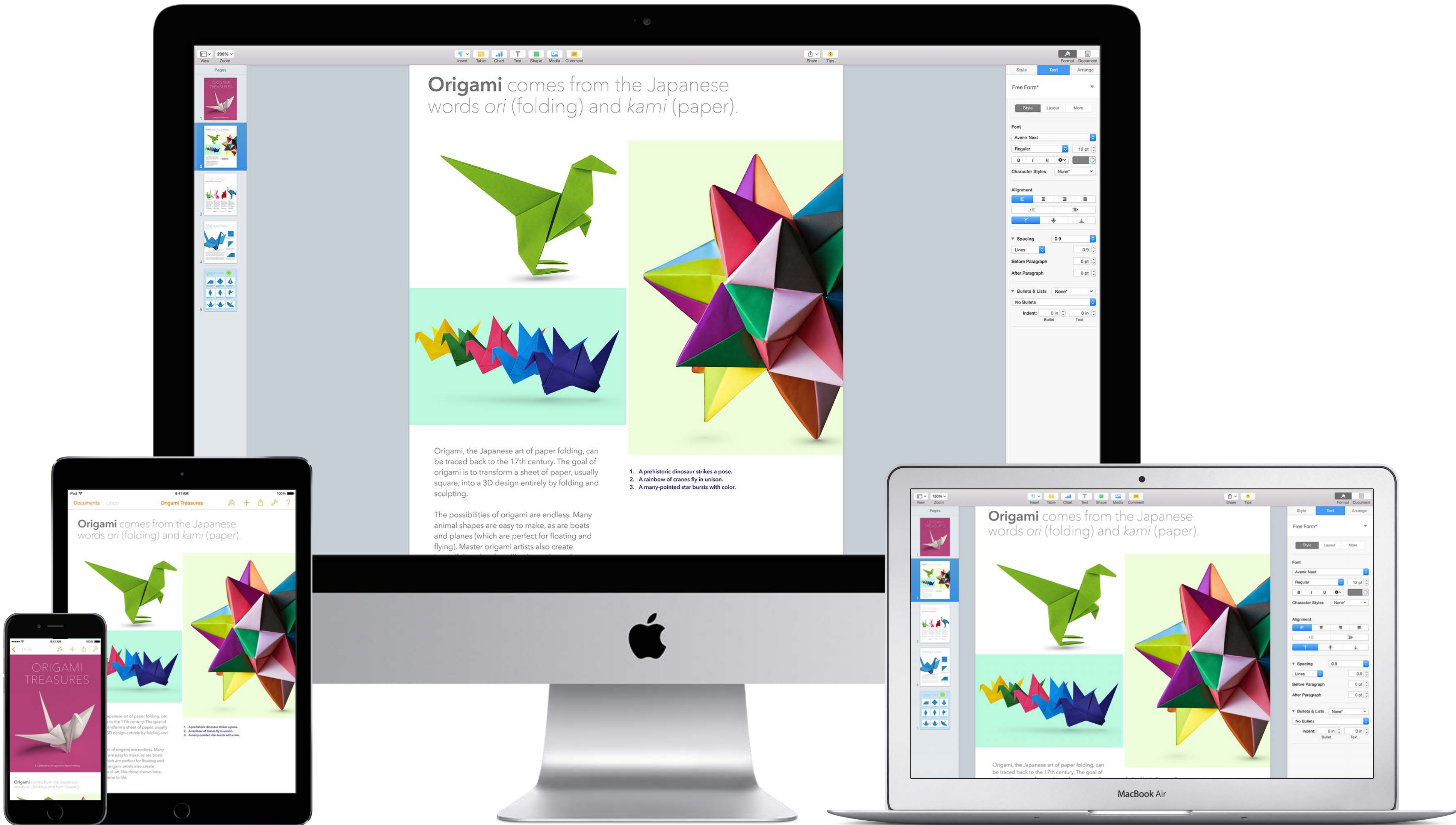
“Workflow Strategies”

 Pursue inclusion

“Workflow Strategies”

 Pursue inclusion

Success = AND not OR



iOS and OS X



OS X

Depth and power



OS X

Depth and power

Frameworks

- Text
- Media - Image - Video
- Animation
- Core Data
- User services
 - Location and Maps - Calendar
- Speech
 - Recognition - Dictation -
Command and Control



OS X

Depth and power

Connective technologies

- WiFi - Bluetooth - Ethernet
- Bonjour
- File Sharing (AFP - SMB)
- Web Sharing
- AirDrop



OS X

Depth and power


Automation technologies

OS X

Depth and power

Automation technologies

- AppleScript




OS X

Depth and power

Automation technologies

- AppleScript
- AppleScriptObjective-C




OS X

Depth and power

Automation technologies

- AppleScript
- AppleScriptObjective-C
- JavaScript for Automation (JXA)




OS X

Depth and power

Automation technologies

- AppleScript
- AppleScriptObjective-C
- JavaScript for Automation (JXA)
- Automator






OS X

Depth and power

Automation technologies

- AppleScript
- AppleScriptObjective-C
- JavaScript for Automation (JXA)
- Automator
- UNIX shells • Perl • Python • Ruby



OS X

Depth and power

Speed




Accuracy

Consistency

Convenience

Flexibility

Scalability



Enterprise Automation Scenarios

Enterprise Automation Scenarios

Workgroup image repository

Enterprise Automation Scenarios

Workgroup image repository

Automating document construction

Enterprise Automation Scenarios

Workgroup image repository

Automating document construction

Automating setup of iOS devices

Workgroup Image Repository



Off-cloud workgroup sharing


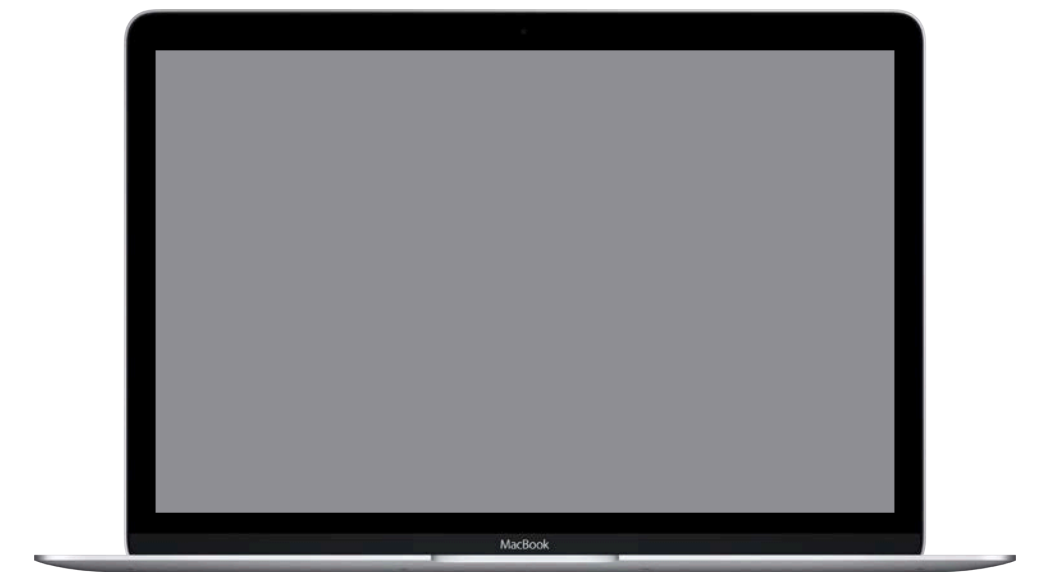





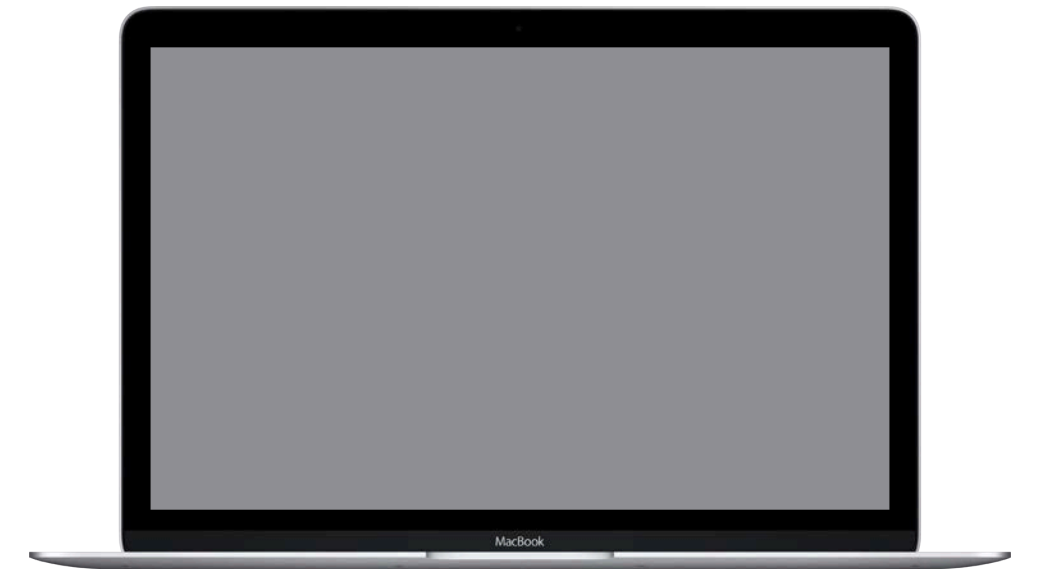








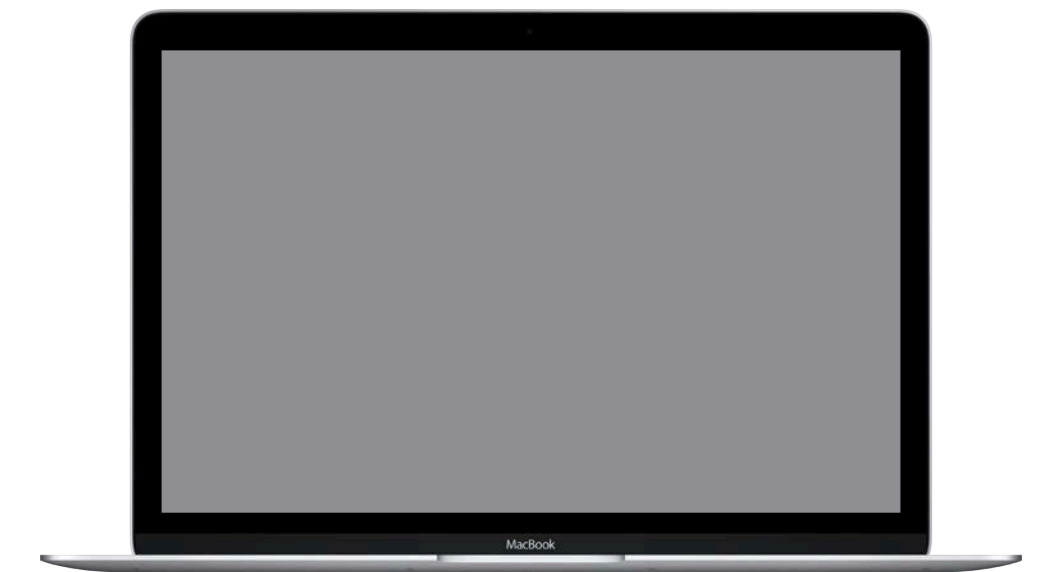







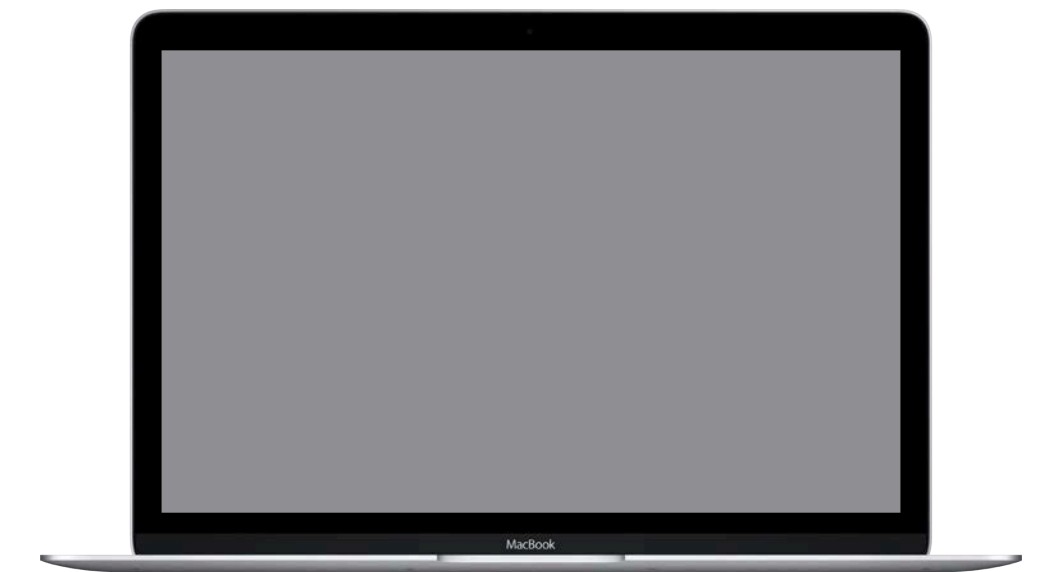





File Sharing



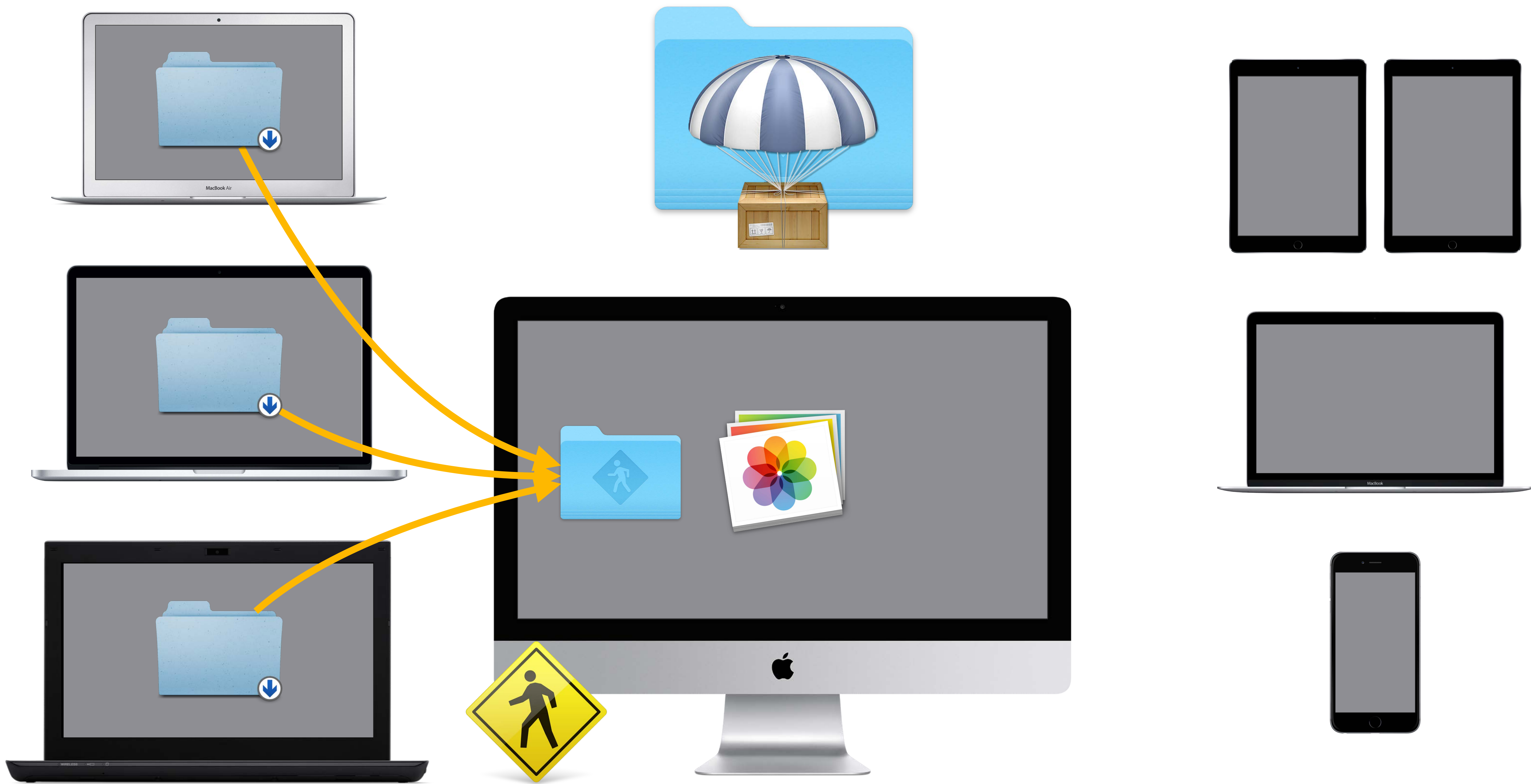
File Sharing



File Sharing







AirDrop



AirDrop




AirDrop












Automator and Folder Actions




Automator and Folder Actions




Automator and Folder Actions




Automator and Folder Actions




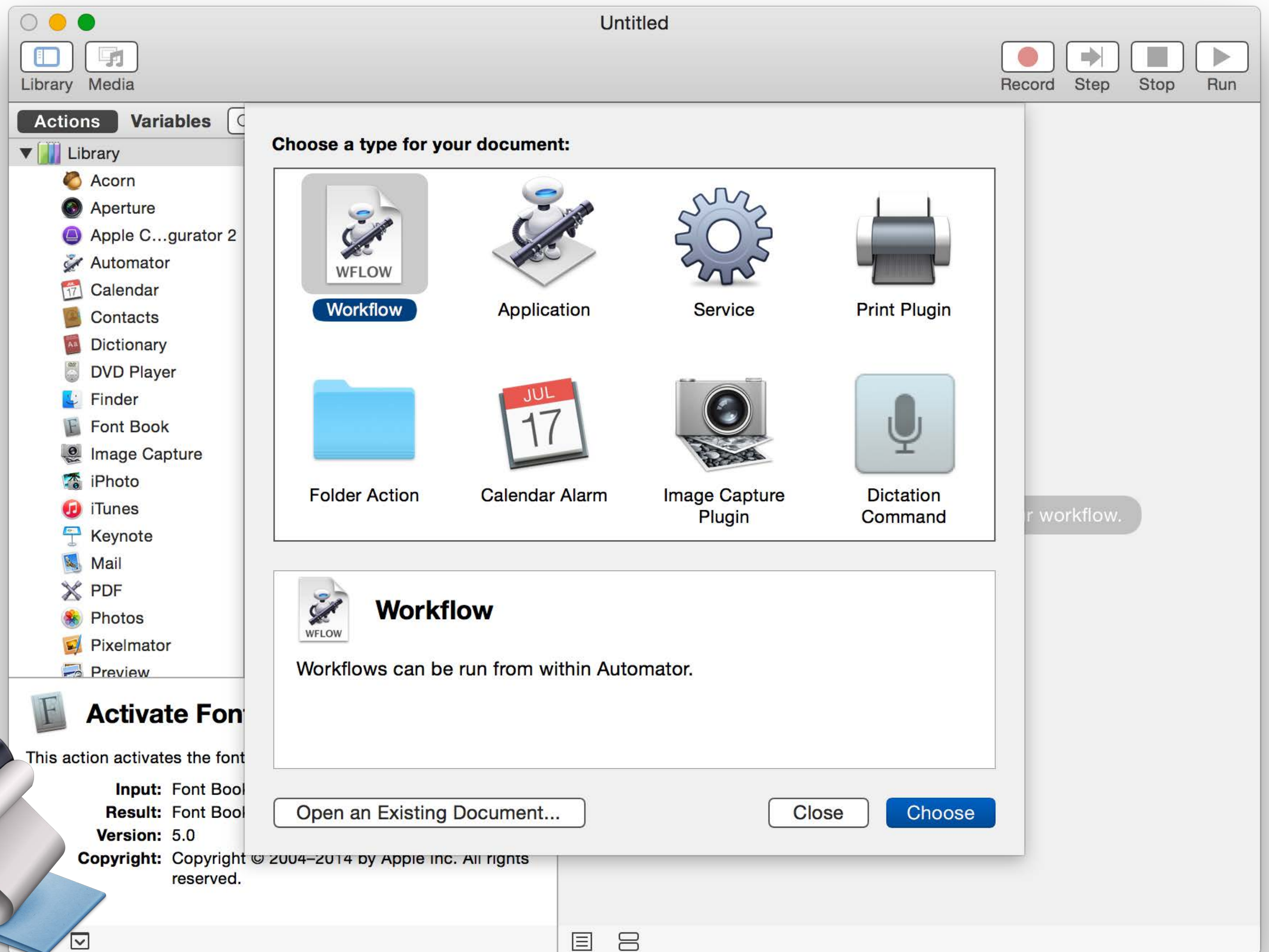
Automator and Folder Actions

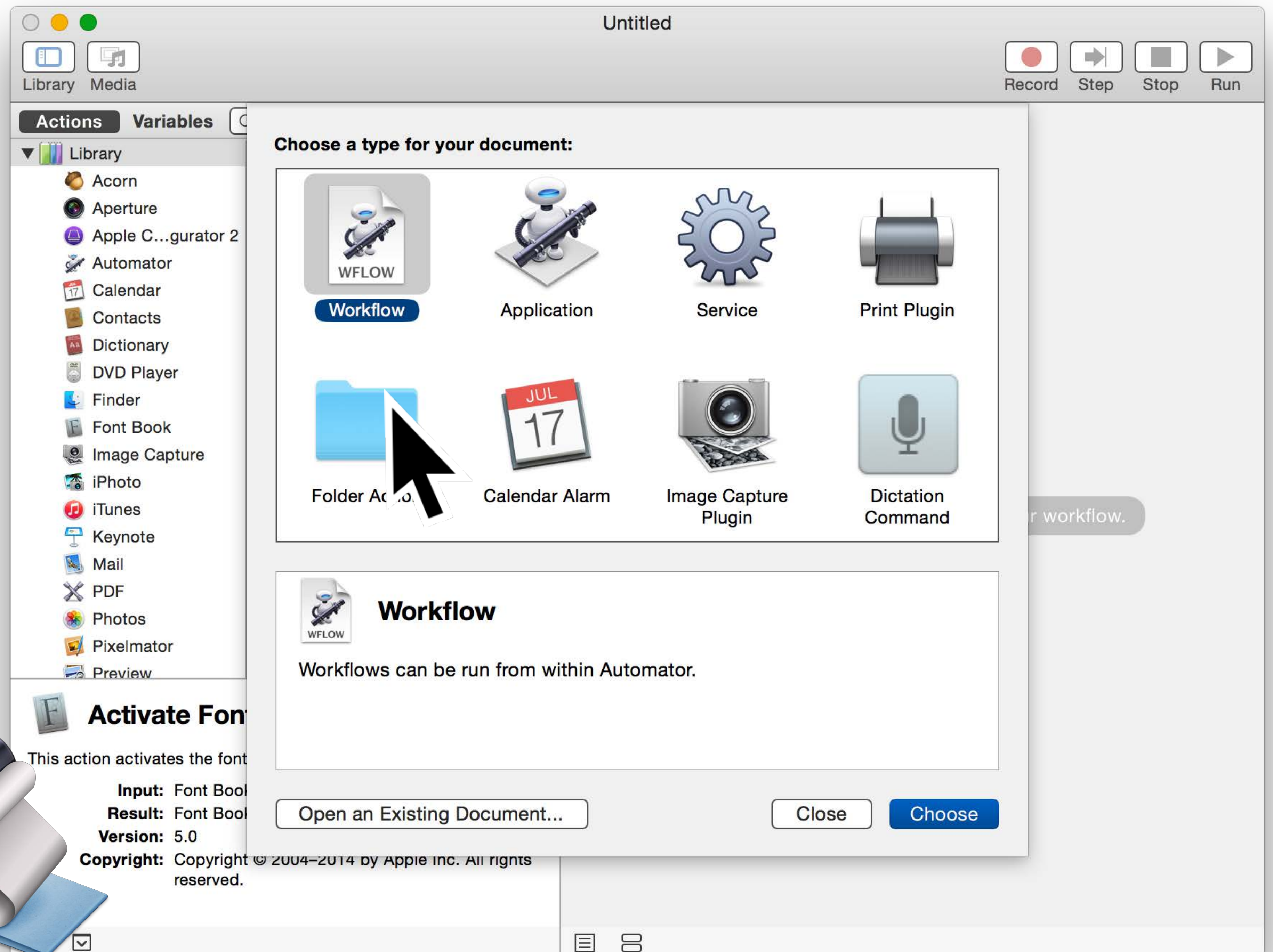


Automator and Folder Actions











LibraryMedia

RecordStepStopRun

ActionsVariables

Library

- Acorn
- Aperture
- Apple Configurator 2
- Automator
- Calendar
- Contacts
- Dictionary
- DVD Player
- Finder
- Font Book
- Image Capture
- iPhoto
- iTunes
- Keynote
- Mail
- PDF
- Photos
- Pixelmator
- Preview

Activate Font Book

This action activates the font...


Input: Font Book

Result: Font Book


Version: 5.0

Copyright: Copyright © 2004–2014 by Apple Inc. All rights reserved.


Choose a type for your document:




Workflow




Application




Service



Print Plugin



Folder Action



Calendar Alarm






Image Capture Plugin



Dictation Command



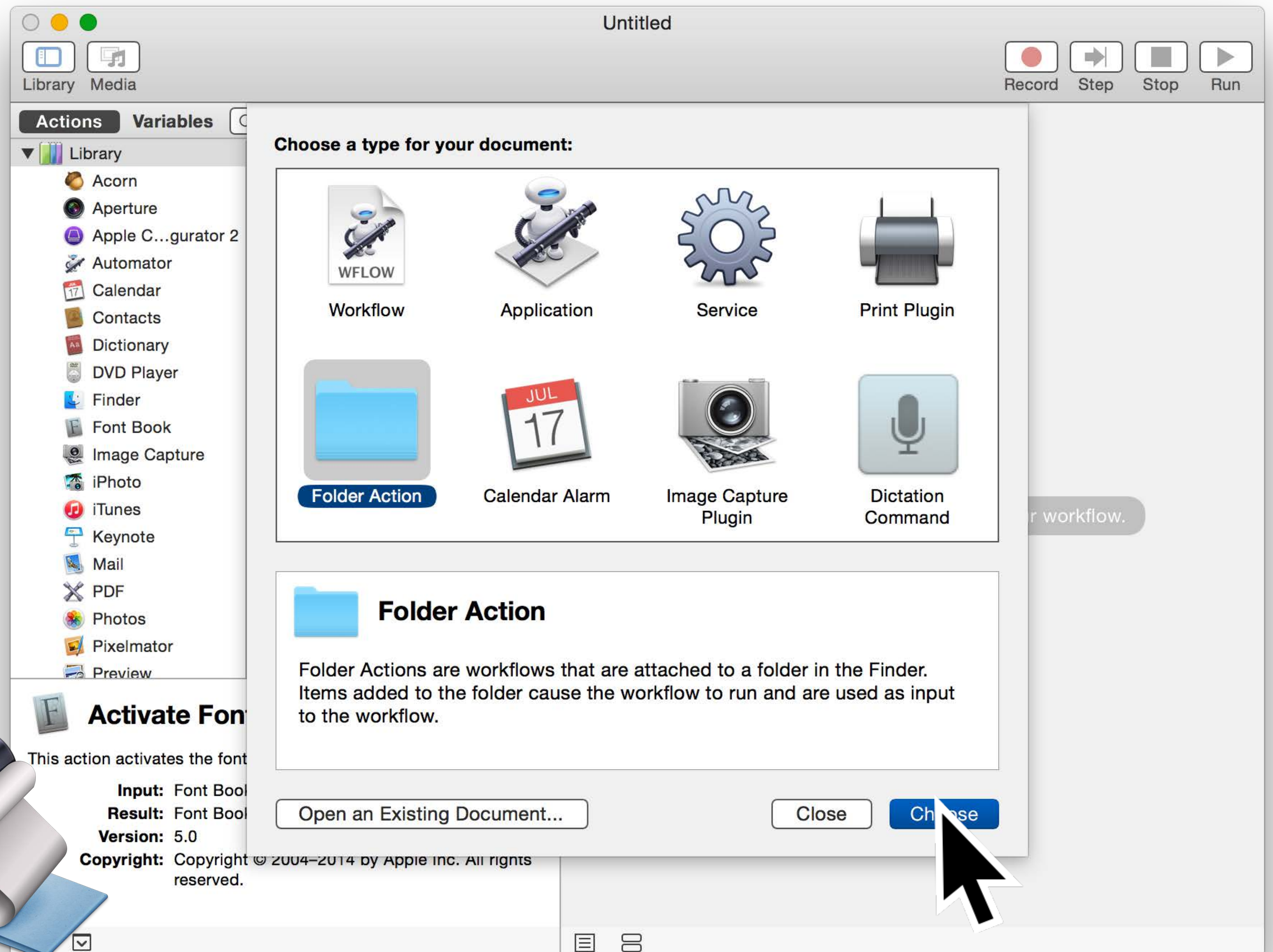
Folder Action

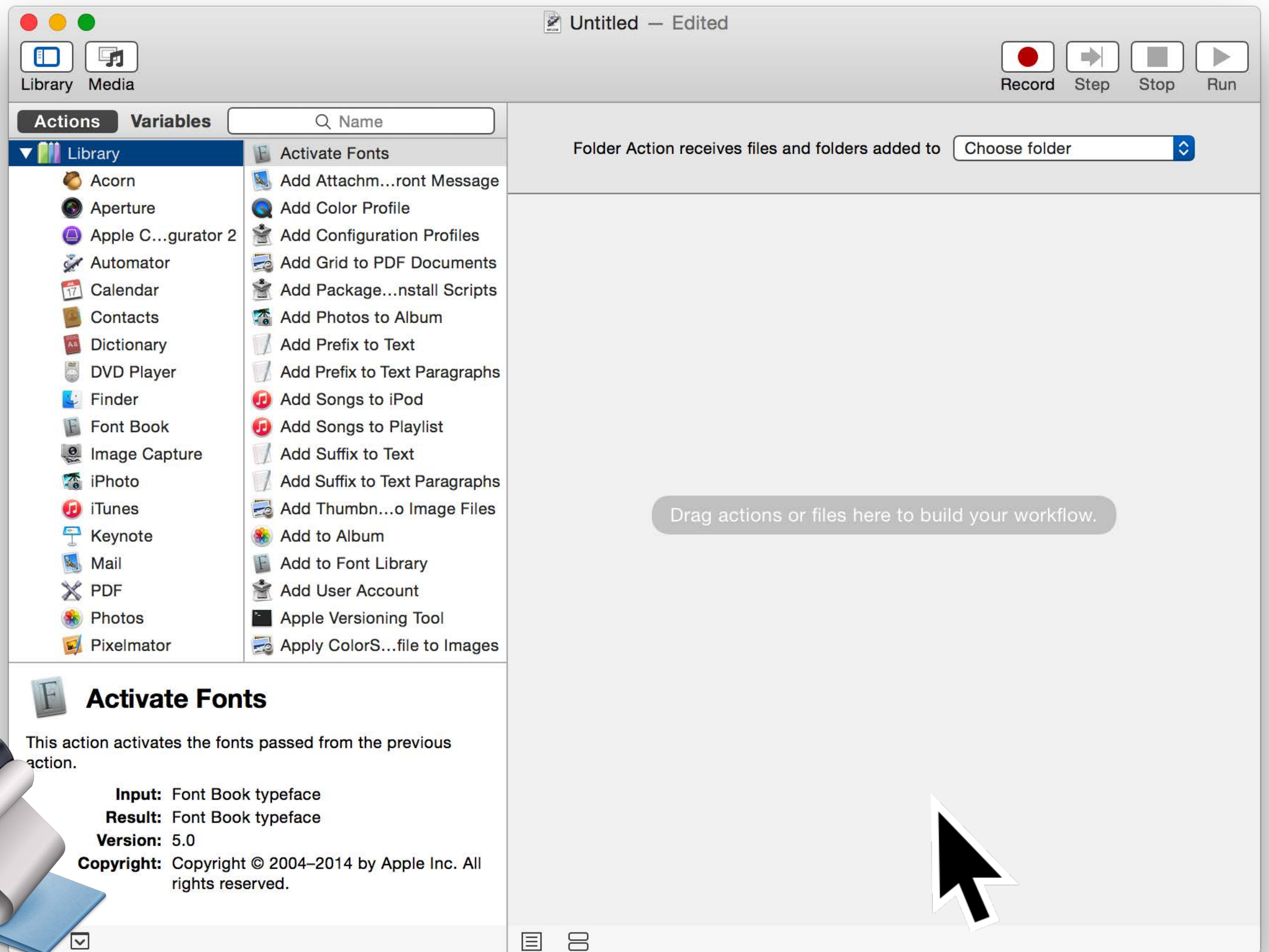
Folder Actions are workflows that are attached to a folder in the Finder. Items added to the folder cause the workflow to run and are used as input to the workflow.

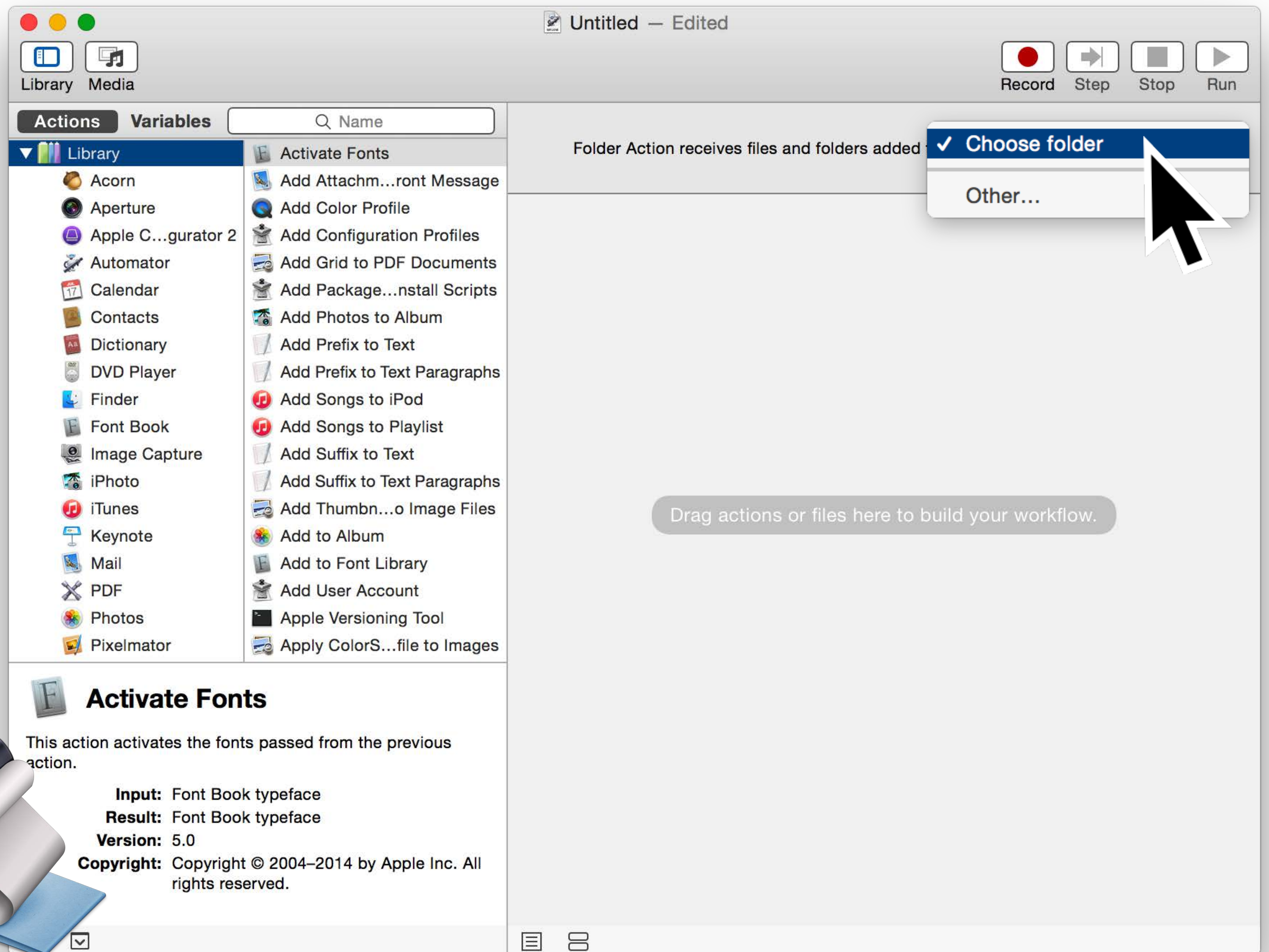
Open an Existing Document...

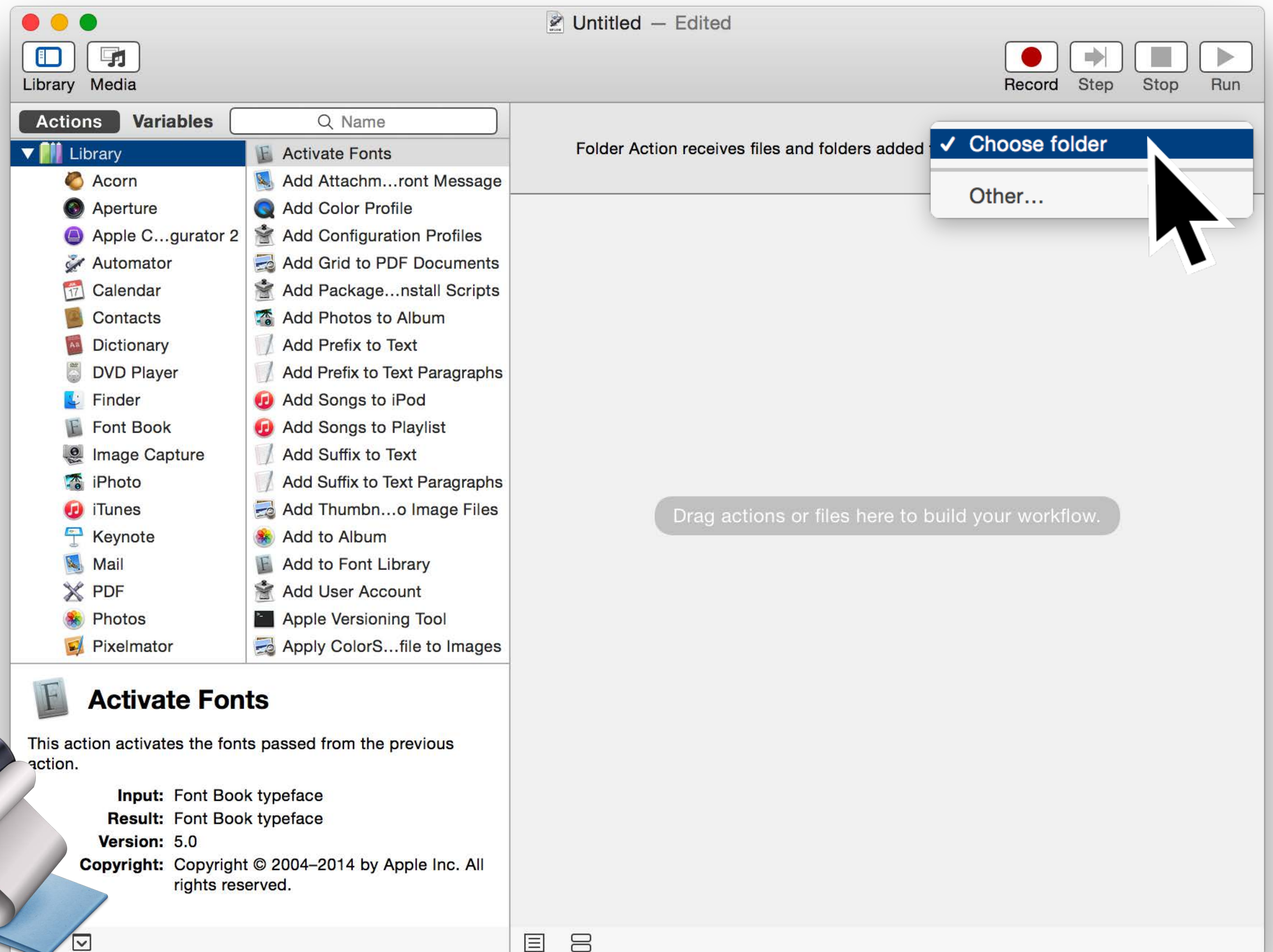
Close

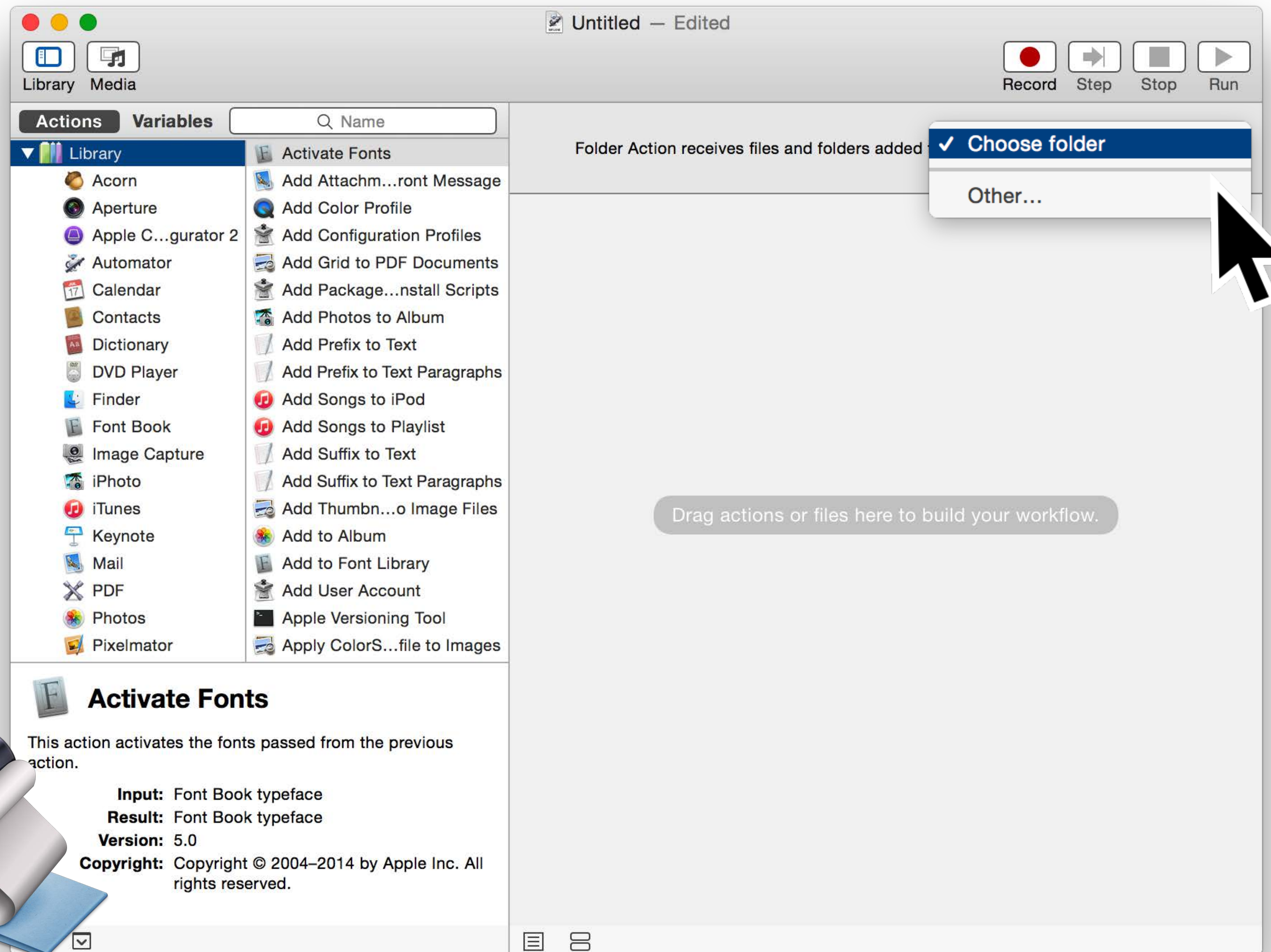
Choose













LibraryMedia

ActionsVariables

Library

AcornApertureApple Configurator 2AutomatorCalendarContactsDictionaryDVD PlayerFinderFont BookImage CaptureiPhotoiTunesKeynoteMailPDFPhotosPixelmator

Activate FontsAdd Attachments to Front MessageAdd Color ProfileAdd Configuration ProfilesAdd Grid to PDF DocumentsAdd Package Installer ScriptsAdd Photos to AlbumAdd Prefix to TextAdd Prefix to Text ParagraphsAdd Songs to iPodAdd Songs to PlaylistAdd Suffix to TextAdd Suffix to Text ParagraphsAdd Thumbnails to Image FilesAdd to AlbumAdd to Font LibraryAdd User AccountApple Versioning ToolApply ColorSync Profile to Images

Activate Fonts

This action activates the fonts passed from the previous action.

Input: Font Book typefaceResult: Font Book typefaceVersion: 5.0Copyright: Copyright © 2004–2014 by Apple Inc. All rights reserved.


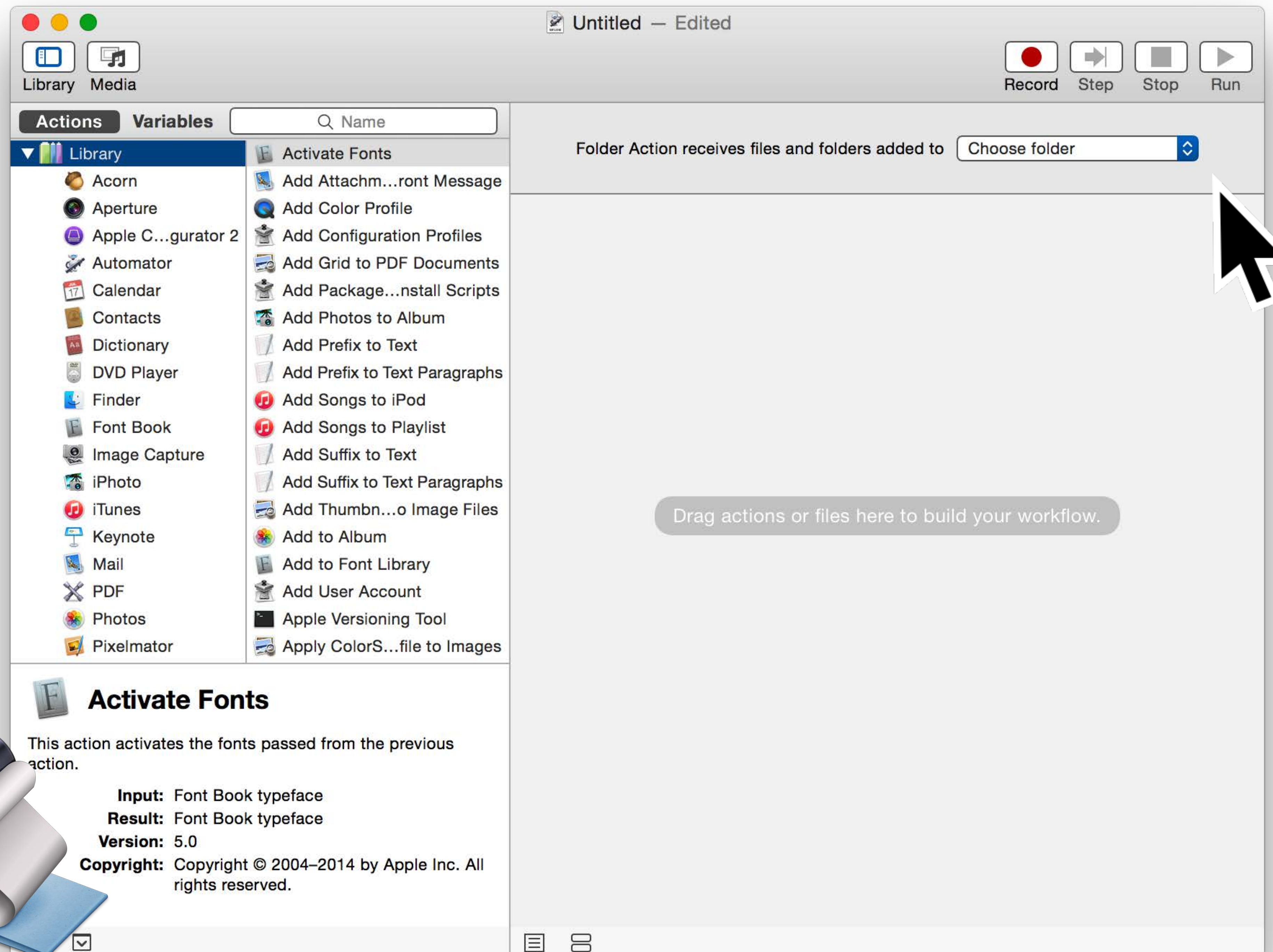
Untitled — Edited

RecordStepStopRun

Folder Action receives files and folders added to this folder

Choose folderOther...

Drag actions or files here to build your workflow.





Library Media

Actions Variable

Library

- Acorn
- Aperture
- Apple C...gura
- Automator
- Calendar
- Contacts
- Dictionary
- DVD Player
- Finder
- Font Book
- Image Captur
- iPhoto
- iTunes
- Keynote
- Mail
- PDF
- Photos
- Pixelmator

Activate Fonts

This action activates the fonts passed from the previous action.

Input: Font Book typeface
Result: Font Book typeface
Version: 5.0
Copyright: Copyright © 2004–2014 by Apple Inc. All rights reserved.

Choose

< > [Icons] [Icons] [Icons] [Icons]

Movies

Search

iCloud

- Automator

Favorites

- iCloud Drive
- Applications
- Desktop
- Documents
- Downloads
- Pictures
- Movies
- Public

Devices

- OS X
- Remote Disc

New Folder

Cancel Choose



Library Media

Actions Variable

Library

- Acorn
- Aperture
- Apple C...gura
- Automator
- Calendar
- Contacts
- Dictionary
- DVD Player
- Finder
- Font Book
- Image Captur
- iPhoto
- iTunes
- Keynote
- Mail
- PDF
- Photos
- Pixelmator

Activate Fonts

This action activates the fonts passed from the previous action.

Input: Font Book typeface

Result: Font Book typeface

Version: 5.0

Copyright: Copyright © 2004–2014 by Apple Inc. All rights reserved.

Choose

< > [Icons]

Public

Search

iCloud

- Automator

Favorites

- iCloud Drive
- Applications
- Desktop
- Documents
- Downloads
- Pictures
- Movies
- Public

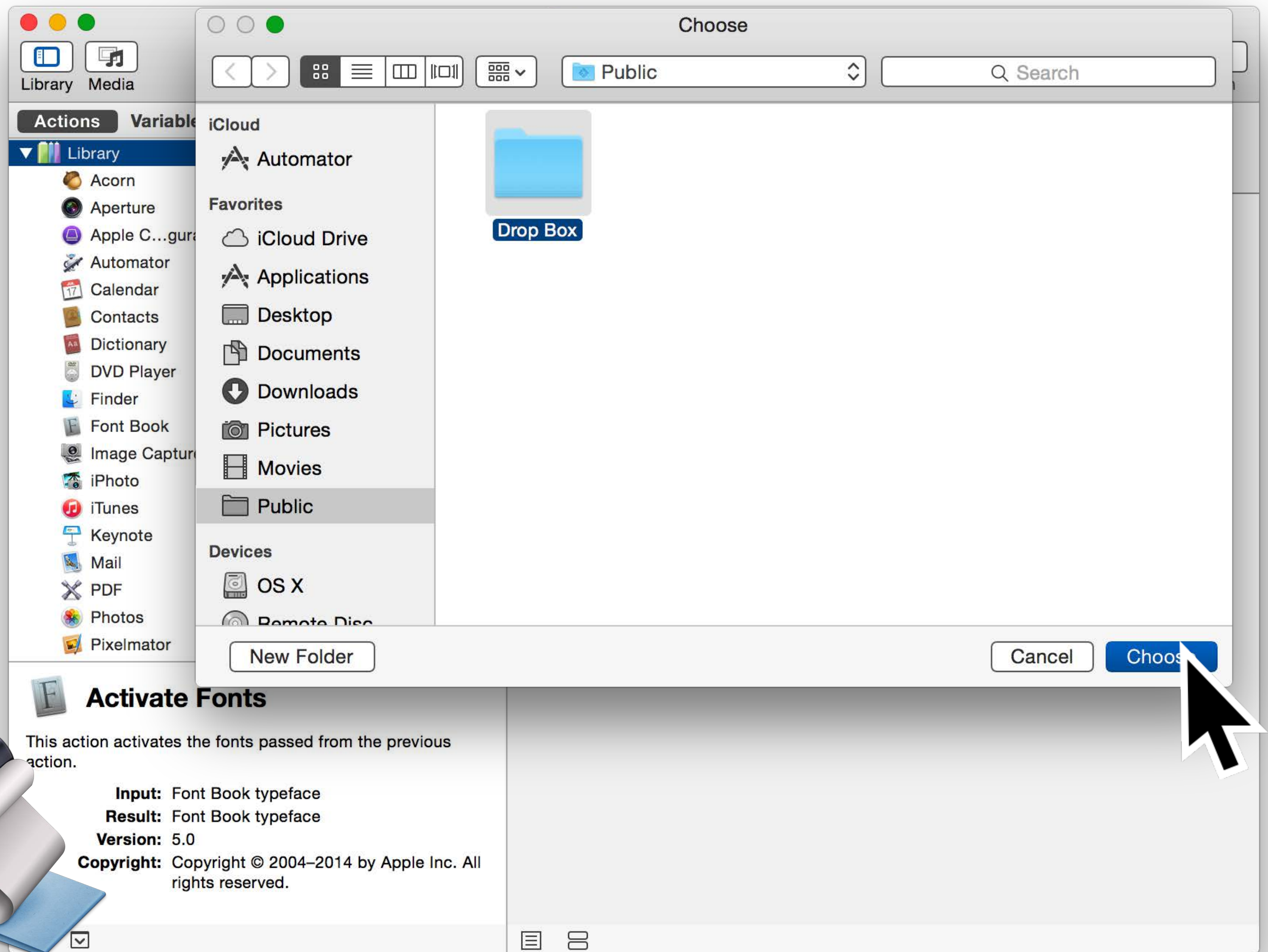
Devices

- OS X
- Remote Disc

Drop Box

New Folder

Cancel Choose





Untitled — Edited

Library Media

Record Step Stop Run

Actions Variables

Q Name

Library

Acorn
Aperture
Apple C...gurator 2
Automator
Calendar
Contacts
Dictionary
DVD Player
Finder
Font Book
Image Capture
iPhoto
iTunes
Keynote
Mail
PDF
Photos
Pixelmator

Activate Fonts
Add Attachm...ront Message
Add Color Profile
Add Configuration Profiles
Add Grid to PDF Documents
Add Package...nstall Scripts
Add Photos to Album
Add Prefix to Text
Add Prefix to Text Paragraphs
Add Songs to iPod
Add Songs to Playlist
Add Suffix to Text
Add Suffix to Text Paragraphs
Add Thumbn...o Image Files
Add to Album
Add to Font Library
Add User Account
Apple Versioning Tool
Apply ColorS...file to Images

Folder Action receives files and folders added to

Drop Box

Drag actions or files here to build your workflow.

F

Activate Fonts

This action activates the fonts passed from the previous action.

Input: Font Book typeface
Result: Font Book typeface
Version: 5.0
Copyright: Copyright © 2004–2014 by Apple Inc. All rights reserved.

☑



Untitled — Edited

Library Media

Record Step Stop Run

Actions Variables

Q Name

Library

Acorn Aperture Apple Configurator 2 Automator Calendar Contacts Dictionary DVD Player Finder Font Book Image Capture iPhoto iTunes Keynote Mail PDF Photos Pixelmator

Activate Fonts

Add Attachments to Front Message Add Color Profile Add Configuration Profiles Add Grid to PDF Documents Add Package Contents to Scripts Add Photos to Album Add Prefix to Text Add Prefix to Text Paragraphs Add Songs to iPod Add Songs to Playlist Add Suffix to Text Add Suffix to Text Paragraphs Add Thumbnails to Image Files Add to Album Add to Font Library Add User Account Apple Versioning Tool Apply ColorSync Profile to Images

Folder Action receives files and folders added to

Drop Box

Drag actions or files here to build your workflow.

F

Activate Fonts

This action activates the fonts passed from the previous action.

Input: Font Book typeface Result: Font Book typeface Version: 5.0 Copyright: Copyright © 2004–2014 by Apple Inc. All rights reserved.

☑

☰ ☷



Untitled — Edited

Library Media

Record Step Stop Run

Actions Variables

Q Name

Library

Acorn
Aperture
Apple C...gurator 2
Automator
Calendar
Contacts
Dictionary
DVD Player
Finder
Font Book
Image Capture
iPhoto
iTunes
Keynote
Mail
PDF
Photos
Pixelmat

Activate Fonts
Add Attachm...ront Message
Add Color Profile
Add Configuration Profiles
Add Grid to PDF Documents
Add Package...nstall Scripts
Add Photos to Album
Add Prefix to Text
Add Prefix to Text Paragraphs
Add Songs to iPod
Add Songs to Playlist
Add Suffix to Text
Add Suffix to Text Paragraphs
Add Thumbn...o Image Files
Add to Album
Add to Font Library
Add User Account
Apple Versioning Tool
Apply ColorS...file to Images

Folder Action receives files and folders added to

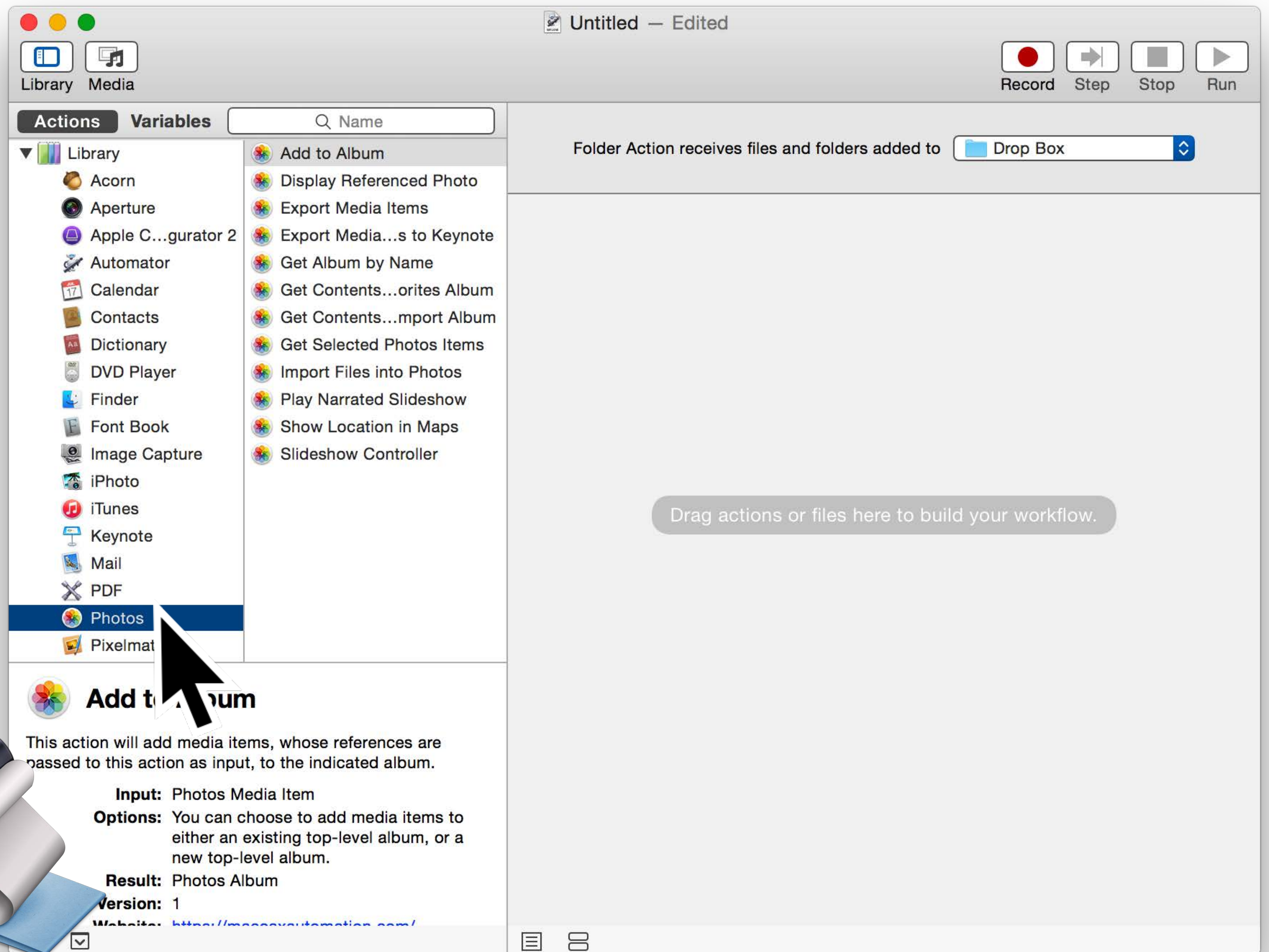
Drop Box

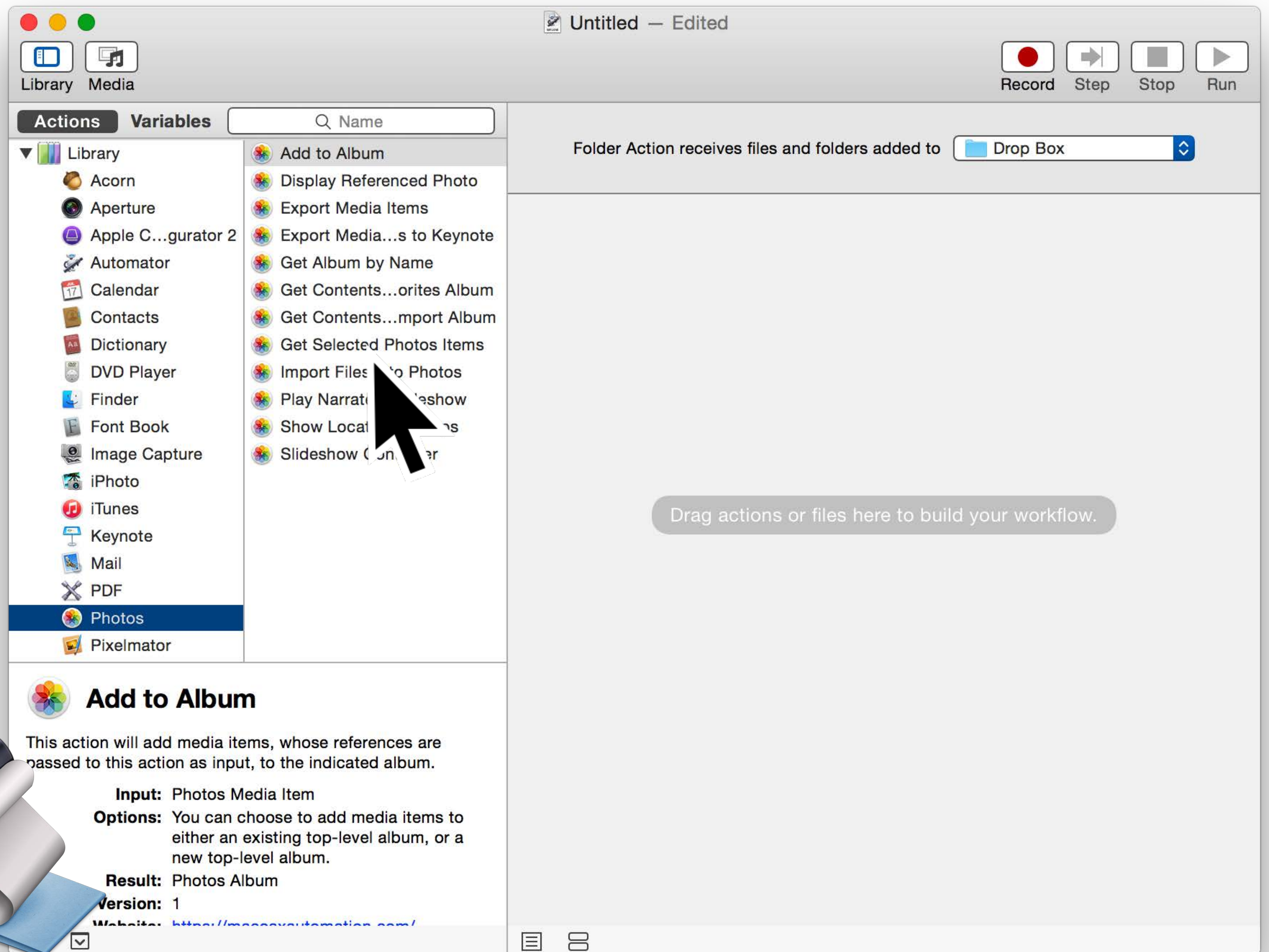
Drag actions or files here to build your workflow.

Activate Fonts

This action activates the fonts passed from the previous action.

Input: Font Book typeface
Result: Font Book typeface
Version: 5.0
Copyright: Copyright © 2004–2014 by Apple Inc. All rights reserved.





LibraryMedia

ActionsVariables

Q Name

Library

Acorn

Aperture

Apple Configurator 2

Automator

Calendar

Contacts

Dictionary

DVD Player

Finder

Font Book

Image Capture

iPhoto

iTunes

Keynote

Mail

PDF

Photos

Pixelmator

Add to Album

Display Referenced Photo

Export Media Items

Export Media...s to Keynote

Get Album by Name

Get Contents...orites Album

Get Contents...mport Album

Get Selected Photos Items

Import Files to Photos

Play Narration Show

Show Location ns

Slideshow Con ar

Folder Action receives files and folders added to Drop Box

Drag actions or files here to build your workflow.

Import Files into Photos

This action returns references to the media items imported into the Photos application.

Input: (Files/Folders) Image files

Options: Action options include:

1) Importing into an existing top-level album; a new album; or into the default library.

2) The option to delete the source files upon completion of import.



LibraryMedia

ActionsVariables

Q Name

Library

Acorn

Aperture

Apple Configurator 2

Automator

Calendar

Contacts

Dictionary

DVD Player

Finder

Font Book

Image Capture

iPhoto

iTunes

Keynote

Mail

PDF

Photos

Pixelmator

Add to Album

Display Referenced Photo

Export Media Items

Export Media...s to Keynote

Get Album by Name

Get Contents...orites Album

Get Contents...mport Album

Get Selected Photos Items

Import Files into Photos

Play Narrated Slideshow

Show Location in Maps

Slideshow Controller

Folder Action receives files and folders added to Drop Box

Drag actions or files here to build your workflow.

Import Files into Photos

This action returns references to the media items imported into the Photos application.

Input: (Files/Folders) Image files

Options: Action options include:

1) Importing into an existing top-level album; a new album; or into the default library.

2) The option to delete the source files upon completion of import.



LibraryMedia

ActionsVariables

Q Name

Library

▼

Acorn

Aperture

Apple Configurator 2

Automator

Calendar

Contacts

Dictionary

DVD Player

Finder

Font Book

Image Capture

iPhoto

iTunes

Keynote

Mail

PDF

Photos

Pixelmator

Add to Album

Display Referenced Photo

Export Media Items

Export Media...s to Keynote

Get Album by Name

Get Contents...orites Album

Get Contents...mport Album

Get Selected Photos Items

Import Files into Photos

Play Narrated Slideshow

Show Location in Maps

Slideshow Controller

Folder Action receives files and folders added to

Drop Box

Import Files into Photos

+

Drag actions or files here to build your workflow.

Import Files into Photos

This action returns references to the media items imported into the Photos application.

Input:

(Files/Folders) Image files

Options:

Action options include:

1) Importing into an existing top-level album; a new album; or into the default library.

2) The option to delete the source files upon completion of import.

LibraryMedia

ActionsVariables

Q Name

Library

▼ Library

Acorn

Aperture

Apple Configurator 2

Automator

Calendar

Contacts

Dictionary

DVD Player

Finder

Font Book

Image Capture

iPhoto

iTunes

Keynote

Mail

PDF

Photos

Pixelmator

Add to Album

Display Referenced Photo

Export Media Items

Export Media...s to Keynote

Get Album by Name

Get Contents...rites Album

Get Contents...mport Album

Get Selected Photos Items

Import Files into Photos

Play Narrated Slideshow

Show Location in Maps

Slideshow Controller

Folder Action receives files and folders added to Drop Box

▼ Import Files into Photos

Import without adding to album

☐ Skip checking for duplicates

☐ Move source files to trash after import completion

ResultsOptions

Import Files into Photos

This action returns references to the media items imported into the Photos application.

Input: (Files/Folders) Image files

Options: Action options include:

1) Importing into an existing top-level album; a new album; or into the default library.

2) The option to delete the source files upon completion of import.

LibraryMedia

ActionsVariables

Q Name

Library

▼ Library

Acorn

Aperture

Apple Configurator 2

Automator

Calendar

Contacts

Dictionary

DVD Player

Finder

Font Book

Image Capture

iPhoto

iTunes

Keynote

Mail

PDF

Photos

Pixelmator

Add to Album

Display Referenced Photo

Export Media Items

Export Media...s to Keynote

Get Album by Name

Get Contents...rites Album

Get Contents...mport Album

Get Selected Photos Items

Import Files into Photos

Play Narrated Slideshow

Show Location in Maps

Slideshow Controller

Folder Action receives files and folders added to Drop Box

▼ Import Files into Photos

Import without adding to album

☐ Skip checking for duplicates

☐ Move source files to trash after import completion

ResultsOptions

Import Files into Photos

This action returns references to the media items imported into the Photos application.

Input: (Files/Folders) Image files

Options: Action options include:

1) Importing into an existing top-level album; a new album; or into the default library.

2) The option to delete the source files upon completion of import.



LibraryMedia

ActionsVariables

Library

- Acorn
- Aperture
- Apple Configurator 2
- Automator
- Calendar
- Contacts
- Dictionary
- DVD Player
- Finder
- Font Book
- Image Capture
- iPhoto
- iTunes
- Keynote
- Mail
- PDF
- Photos
- Pixelmator

Name

- Add to Album
- Display Referenced Photo
- Export Media Items
- Export Media...s to Keynote
- Get Album by Name
- Get Contents...rites Album
- Get Contents...mport Album
- Get Selected Photos Items
- Import Files into Photos
- Play Narrated Slideshow
- Show Location in Maps
- Slideshow Controller

Untitled — Edited

RecordStepStopRun

Folder Action receives files and folders added to Drop Box

Import Files into Photos

Import without adding to album

☒ Skip checking for duplicates

☒ Move source files to trash after import completion

ResultsOptions

Import Files into Photos

This action returns references to the media items imported into the Photos application.

Input: (Files/Folders) Image files

Options: Action options include:

- 1) Importing into an existing top-level album; a new album; or into the default library.
- 2) The option to delete the source files upon completion of import.

LibraryMedia

ActionsVariables

Library

- Acorn
- Aperture
- Apple Configurator 2
- Automator
- Calendar
- Contacts
- Dictionary
- DVD Player
- Finder
- Font Book
- Image Capture
- iPhoto
- iTunes
- Keynote
- Mail
- PDF
- Photos
- Pixelmator

Name

- Add to Album
- Display Referenced Photo
- Export Media Items
- Export Media...s to Keynote
- Get Album by Name
- Get Contents...rites Album
- Get Contents...mport Album
- Get Selected Photos Items
- Import Files into Photos
- Play Narrated Slideshow
- Show Location in Maps
- Slideshow Controller

Untitled — Edited

RecordStepStopRun

Folder Action receives files and folders added to Drop Box

Import Files into Photos

Import without adding to album

☒ Skip checking for duplicates

☒ Move source files to trash after import completion

ResultsOptions

Import Files into Photos

This action returns references to the media items imported into the Photos application.

Input: (Files/Folders) Image files

Options: Action options include:

- 1) Importing into an existing top-level album; a new album; or into the default library.
- 2) The option to delete the source files upon completion of import.

Untitled — Edited

LibraryMedia

RecordStepStopRun

ActionsVariables

Library

- Acorn
- Aperture
- Apple Configurator 2
- Automator
- Calendar
- Contacts
- Dictionary
- DVD Player
- Finder
- Font Book
- Image Capture
- iPhoto
- iTunes
- Keynote
- Mail
- PDF
- Photos
- Pixelmator

- Add to Library
- Display Photo
- Export Photo
- Export Photo
- Get Album by Name
- Get Contents...orites Album
- Get Contents...mport Album
- Get Selected Photos Items
- Import Files into Photos
- Play Narrated Slideshow
- Show Location in Maps
- Slideshow Controller

Save folder action as:Untitled

CancelSave


Drop Box

Import without adding to album

☒ Skip checking for duplicates

☒ Move source files to trash after import completion

ResultsOptions



Import Files into Photos

This action returns references to the media items imported into the Photos application.

Input: (Files/Folders) Image files

Options: Action options include:

- 1) Importing into an existing top-level album; a new album; or into the default library.
- 2) The option to delete the source files upon completion of import.

☒

Untitled — Edited

Library Media

Record Step Stop Run

Actions Variables

Library

Acorn

Aperture

Apple Configurator 2

Automator

Calendar

Contacts

Dictionary

DVD Player

Finder

Font Book

Image Capture

iPhoto

iTunes

Keynote

Mail

PDF

Photos

Pixelmator

Add to

Display

Export

Export

Get Album by Name

Get Contents...rites Album

Get Contents...mport Album

Get Selected Photos Items

Import Files into Photos

Play Narrated Slideshow

Show Location in Maps

Slideshow Controller

Save folder action as: Import from Drop Box

Cancel Save

Drop Box

Import without adding to album

☒ Skip checking for duplicates

☒ Move source files to trash after import completion

Results Options

Import Files into Photos

This action returns references to the media items imported into the Photos application.

Input: (Files/Folders) Image files

Options: Action options include:

1) Importing into an existing top-level album; a new album; or into the default library.

2) The option to delete the source files upon completion of import.

Untitled — Edited

Library Media

Record Step Stop Run

Actions Variables

Library

Acorn

Aperture

Apple Configurator 2

Automator

Calendar

Contacts

Dictionary

DVD Player

Finder

Font Book

Image Capture

iPhoto

iTunes

Keynote

Mail

PDF

Photos

Pixelmator

Add to

Display

Export

Export

Get Album by Name

Get Contents...rites Album

Get Contents...mport Album

Get Selected Photos Items

Import Files into Photos

Play Narrated Slideshow

Show Location in Maps

Slideshow Controller

Save folder action as: Import from Drop Box

Cancel Save

Drop Box

Import without adding to album

☒ Skip checking for duplicates

☒ Move source files to trash after import completion

Results Options

Import Files into Photos

This action returns references to the media items imported into the Photos application.

Input: (Files/Folders) Image files

Options: Action options include:

1) Importing into an existing top-level album; a new album; or into the default library.

2) The option to delete the source files upon completion of import.



LibraryMedia

ActionsVariables

Library

- Acorn
- Aperture
- Apple Configurator 2
- Automator
- Calendar
- Contacts
- Dictionary
- DVD Player
- Finder
- Font Book
- Image Capture
- iPhoto
- iTunes
- Keynote
- Mail
- PDF
- Photos
- Pixelmator

Name

- Add to Album
- Display Referenced Photo
- Export Media Items
- Export Media...s to Keynote
- Get Album by Name
- Get Contents...rites Album
- Get Contents...mport Album
- Get Selected Photos Items
- Import Files into Photos
- Play Narrated Slideshow
- Show Location in Maps
- Slideshow Controller

Import from Drop Box

RecordStepStopRun

Folder Action receives files and folders added to Drop Box

Import Files into Photos

Import without adding to album

☒ Skip checking for duplicates

☒ Move source files to trash after import completion

ResultsOptions

Import Files into Photos

This action returns references to the media items imported into the Photos application.

Input: (Files/Folders) Image files

Options: Action options include:

- 1) Importing into an existing top-level album; a new album; or into the default library.
- 2) The option to delete the source files upon completion of import.



Library Media

Actions

Library

Acorn

Aperture

Apple Configurator 2

Automator

Calendar

Contacts

Dictionary

DVD Player

Finder

Font Book

Image Capture

iPhoto

iTunes

Keynote

Mail

PDF

Photos

Pixelmator

Library Media

Actions Variables

Library

Acorn

Aperture

Apple Configurator 2

Automator

Calendar

Contacts

Dictionary

DVD Player

Finder

Font Book

Image Capture

iPhoto

iTunes

Keynote

Mail

PDF

Photos

Pixelmator

Preview

Import from Drop Box

Import from Downloads

Record Step Stop Run

Folder Action receives files and folders added to Downloads

Import Files into Photos

Import without adding to album

☒ Skip checking for duplicates

☒ Move source files to trash after import completion

Results Options

Import Files into Photos

This action returns references to the media items imported into the Photos application.

Input: (Files/Folders) Image files

Options: Action options include:

1) Importing into an existing top-level album; a new album; or into the default library.


2) The option to delete the source

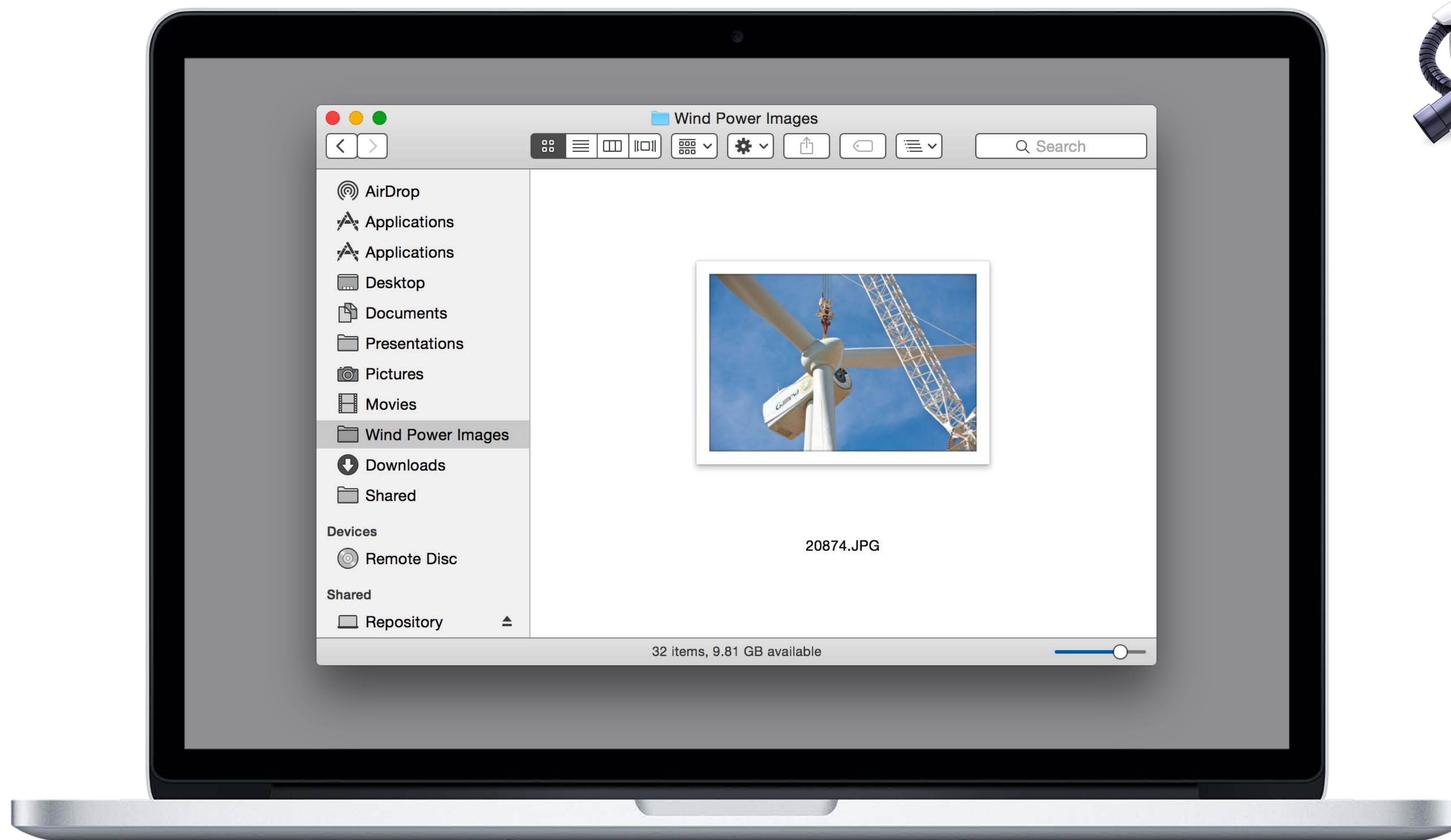




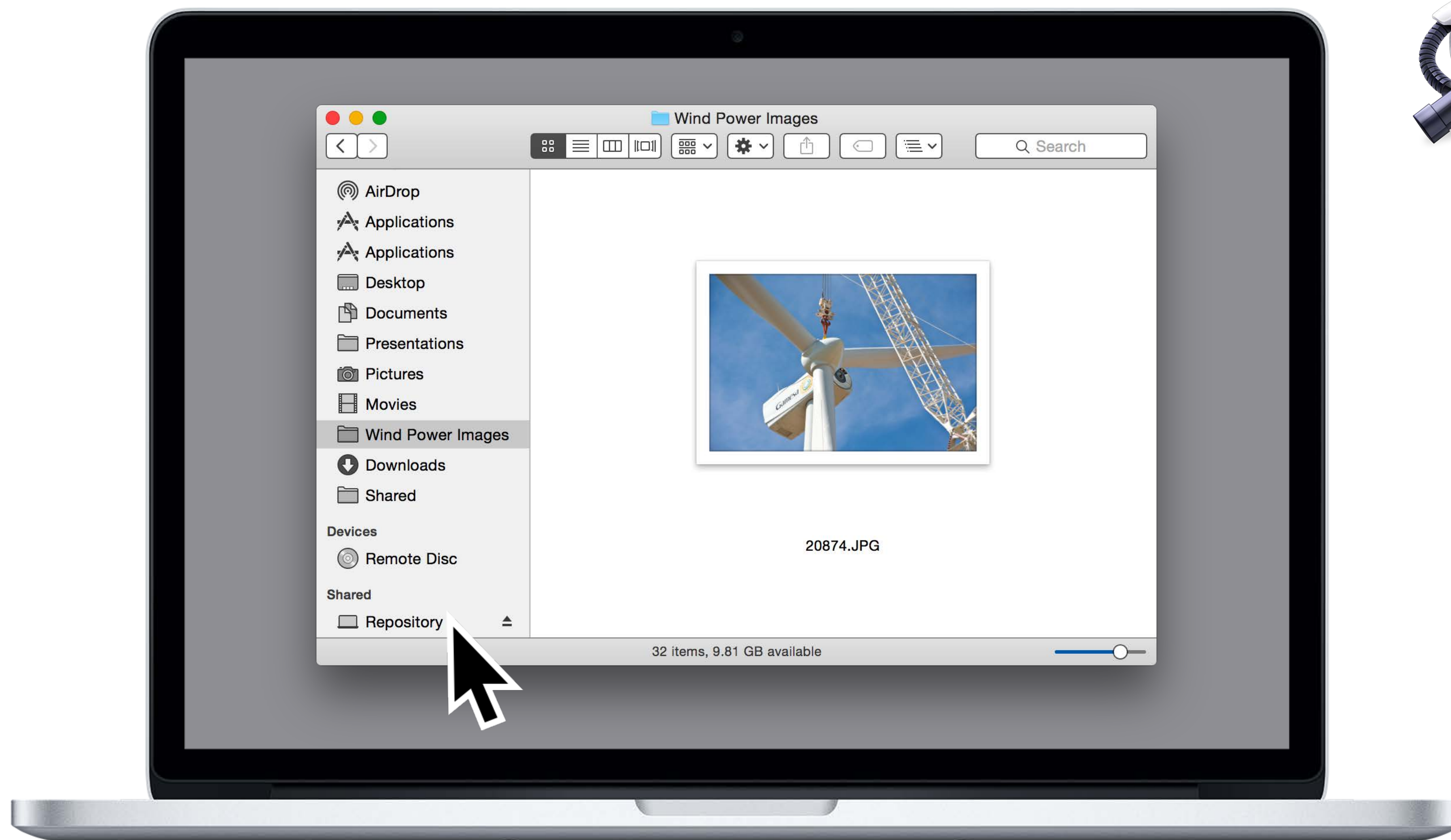




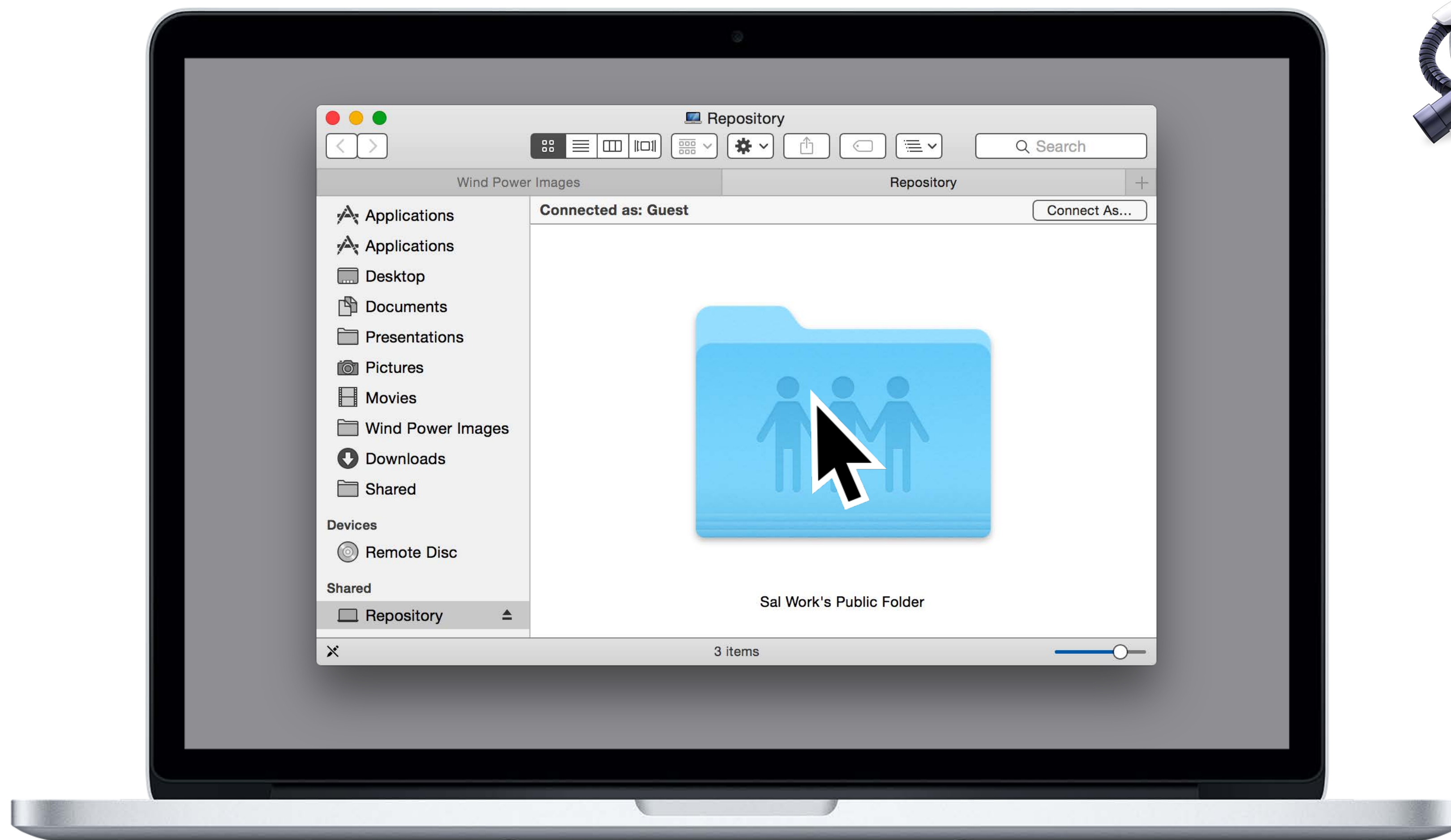


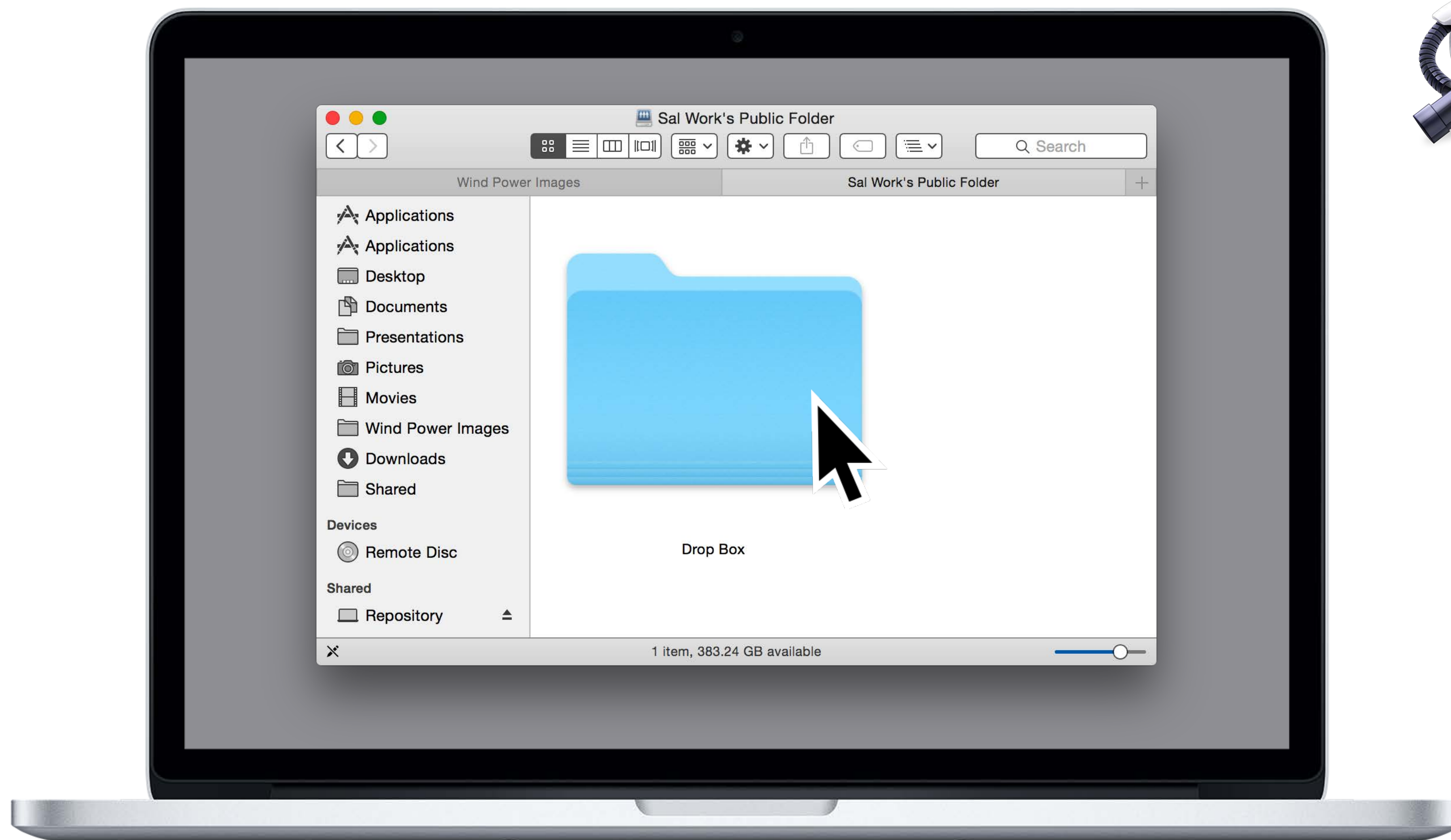


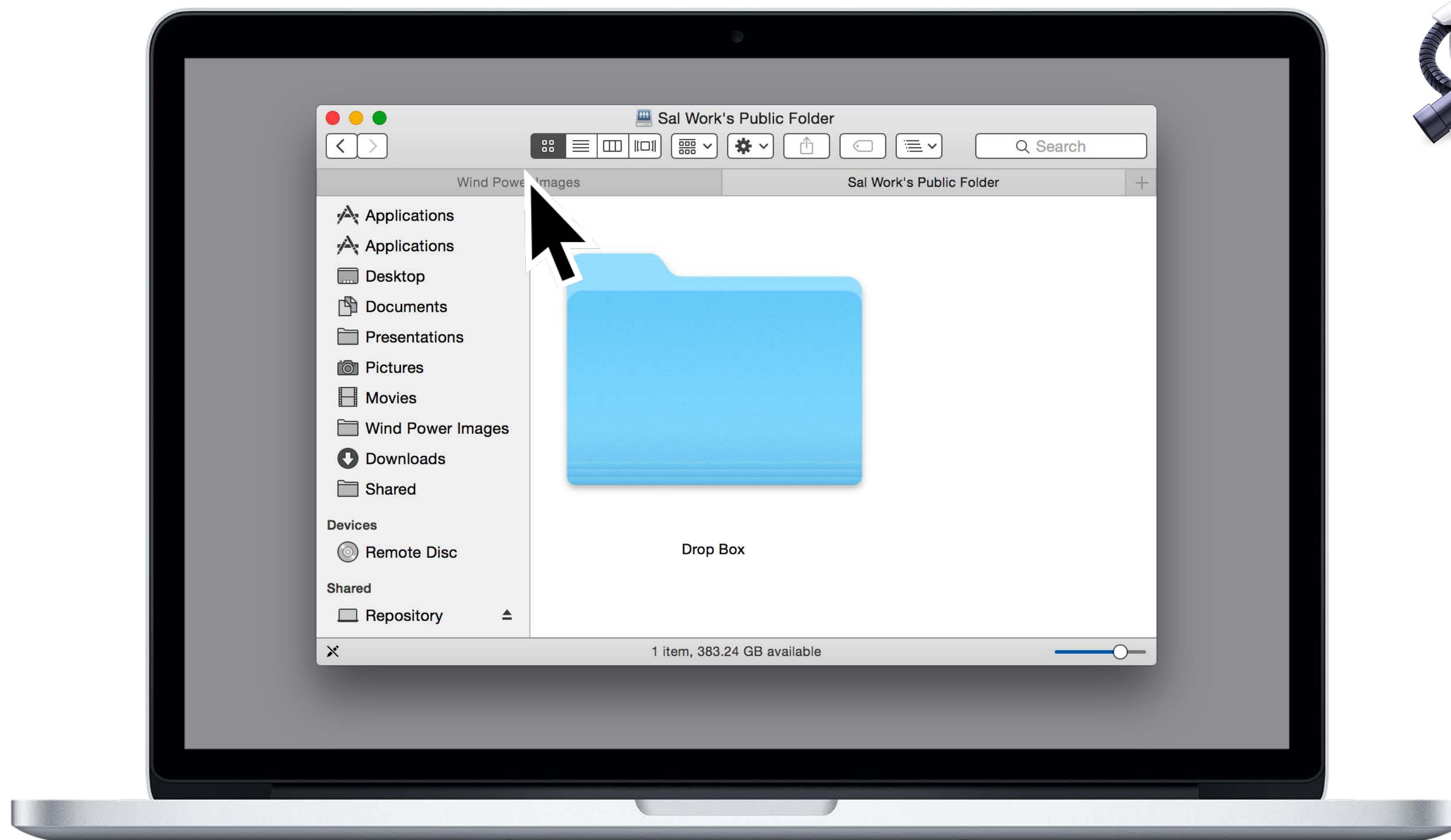


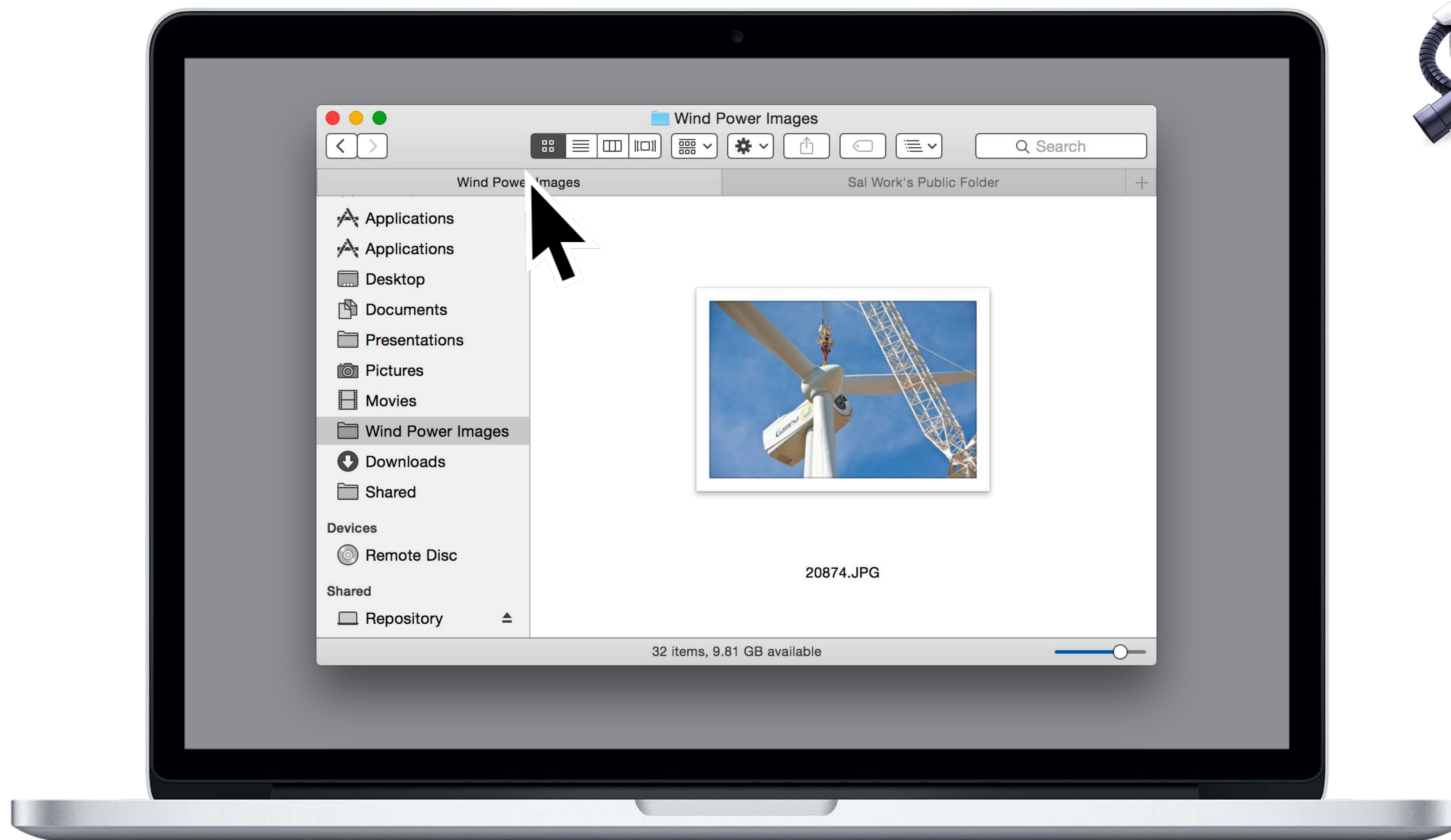


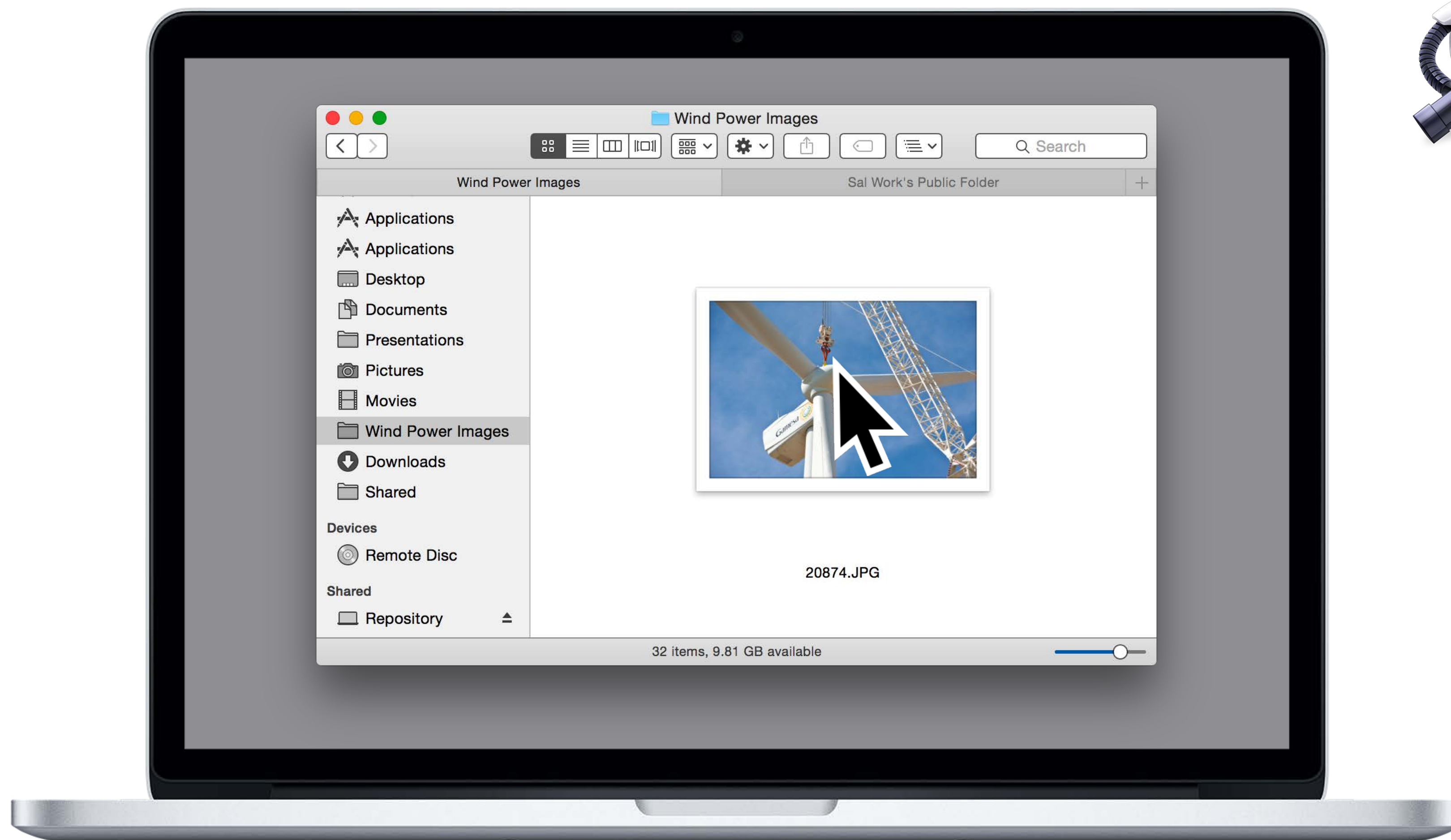


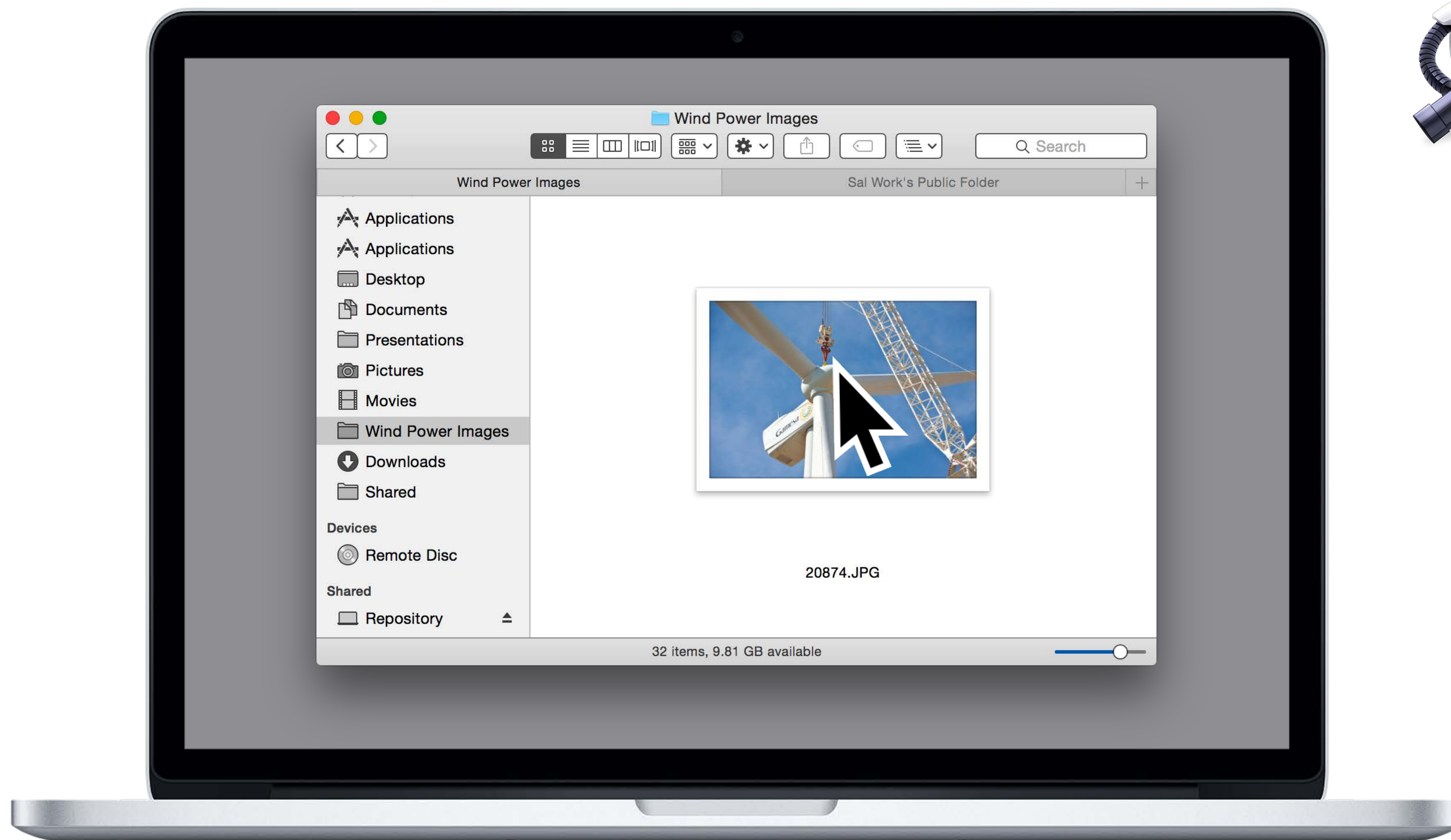


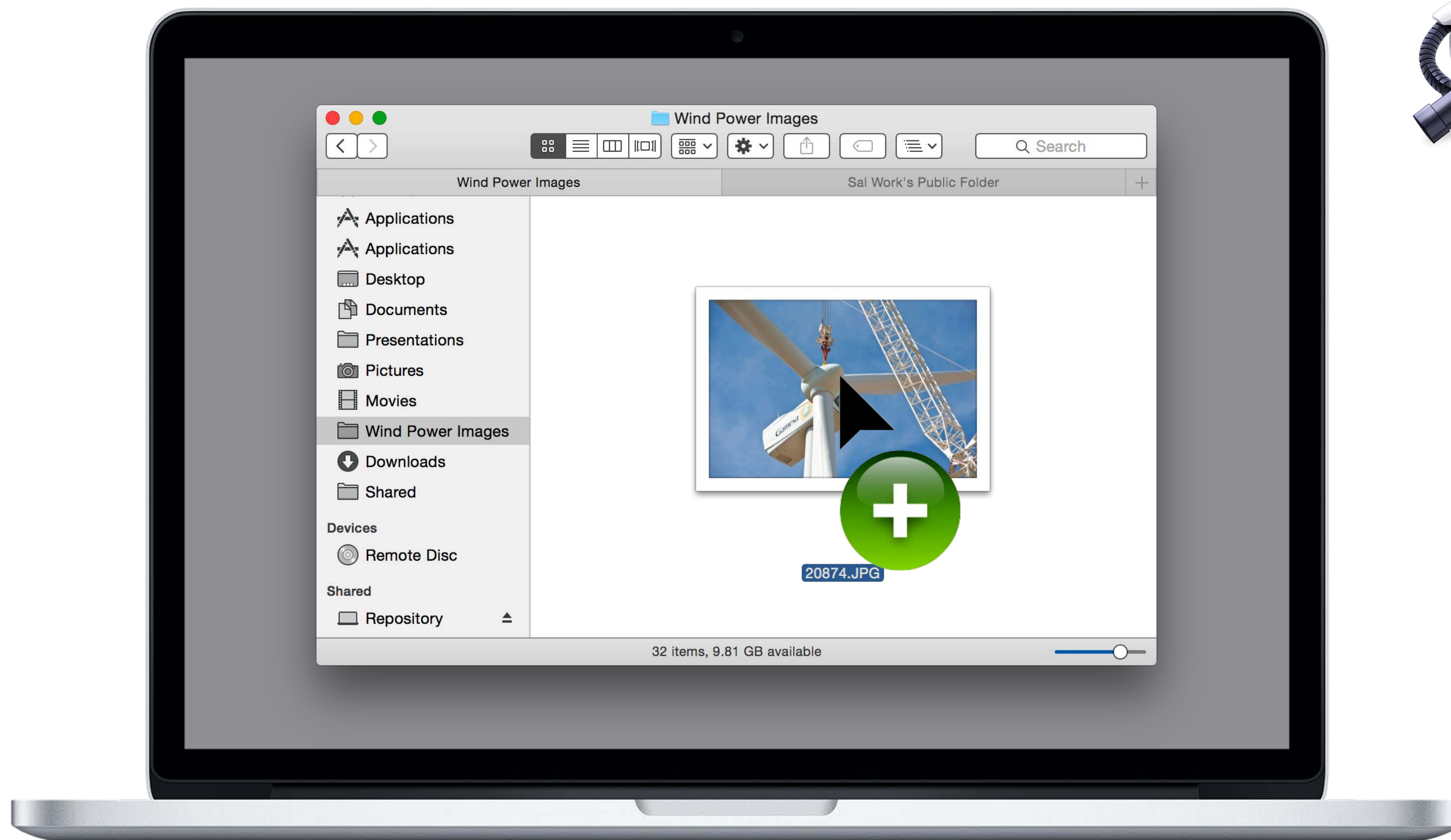




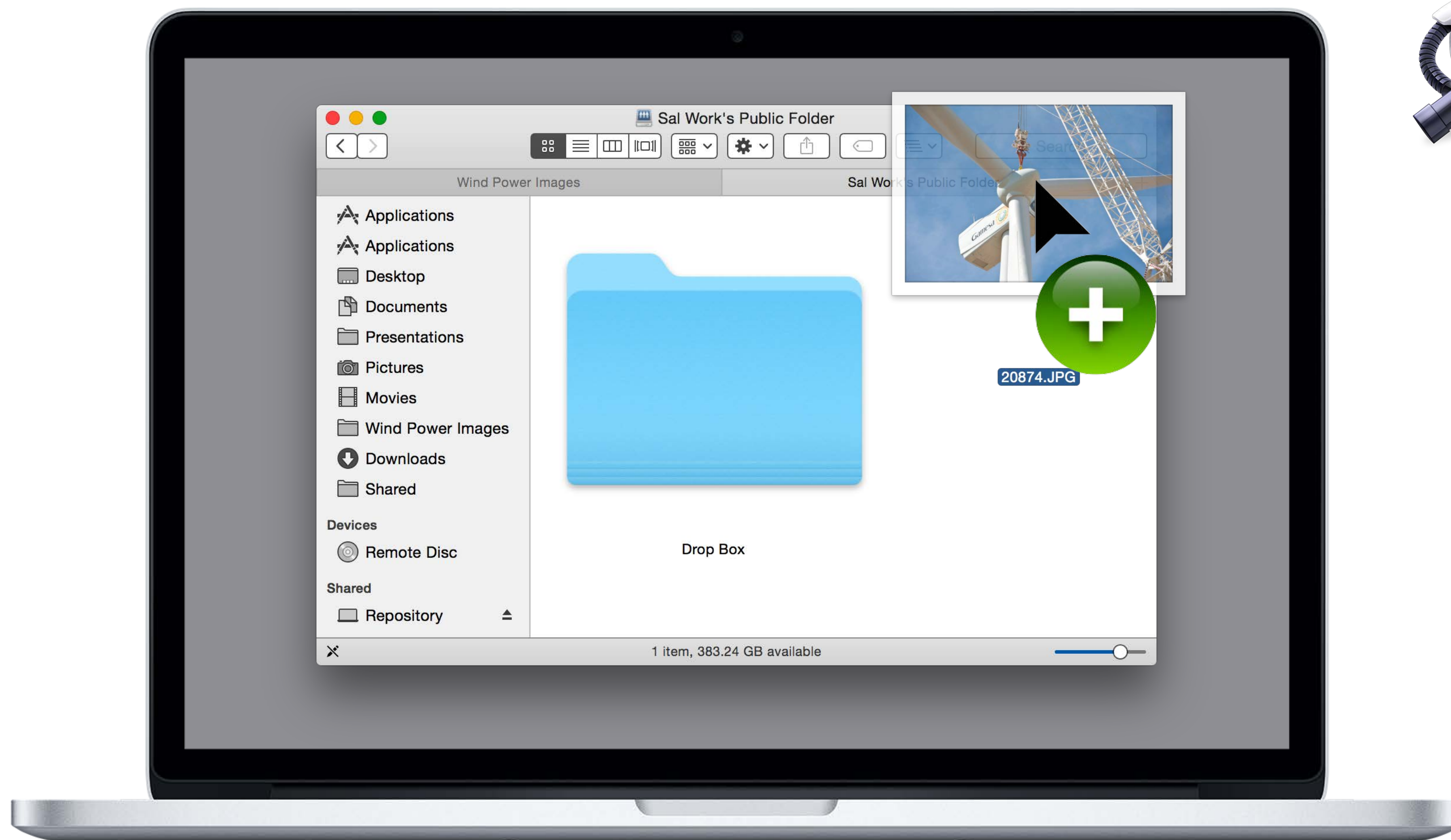


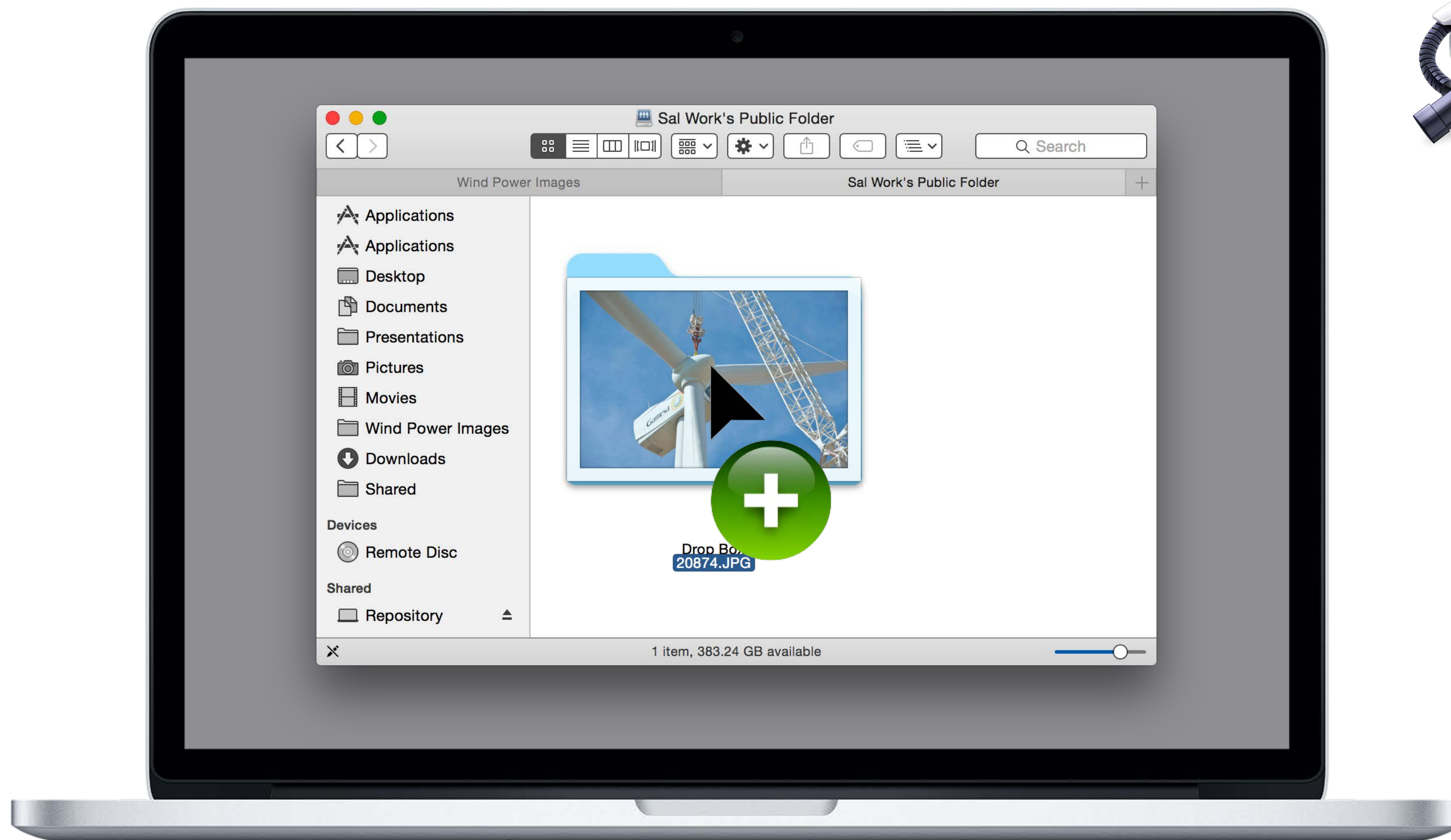


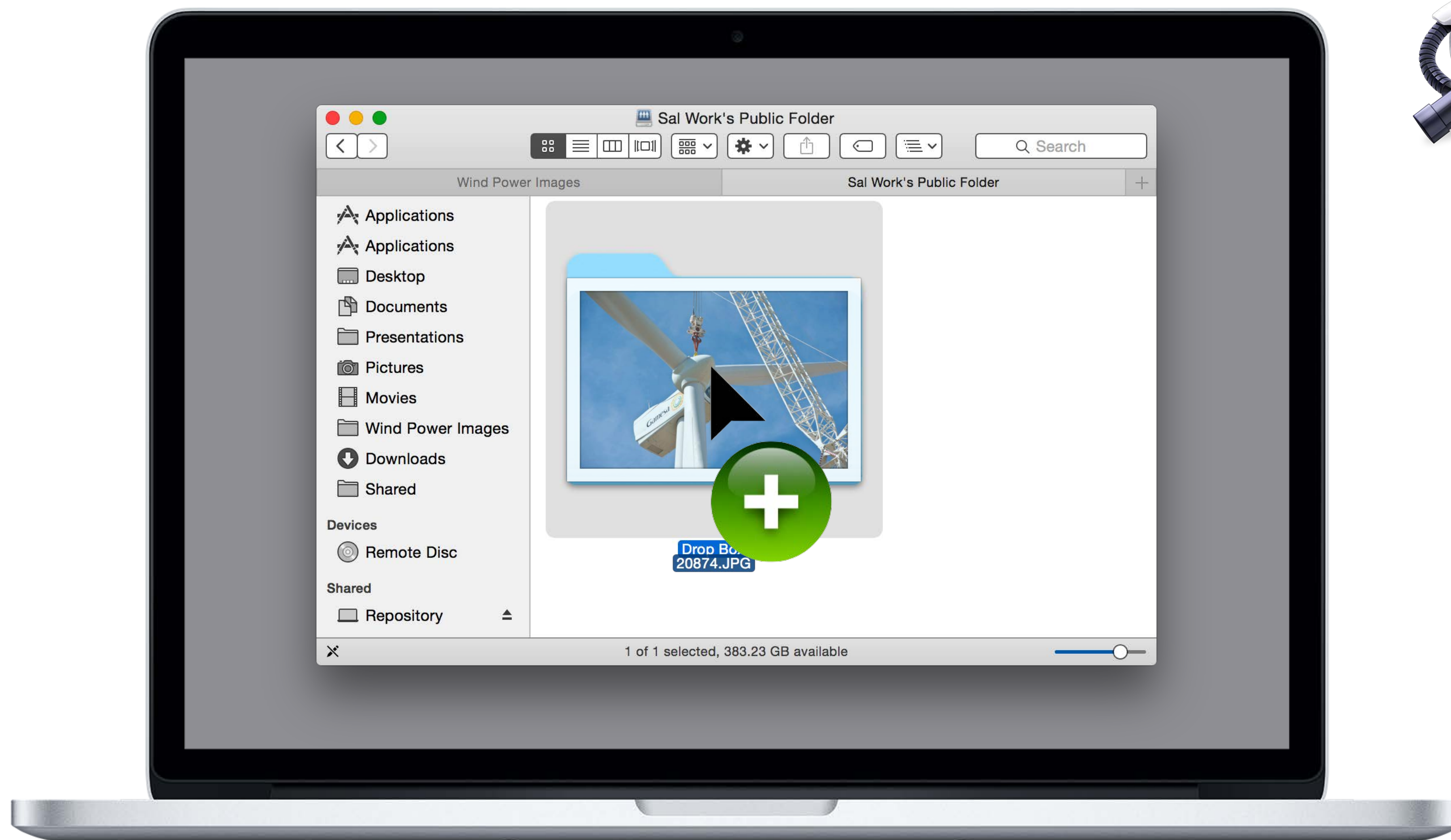


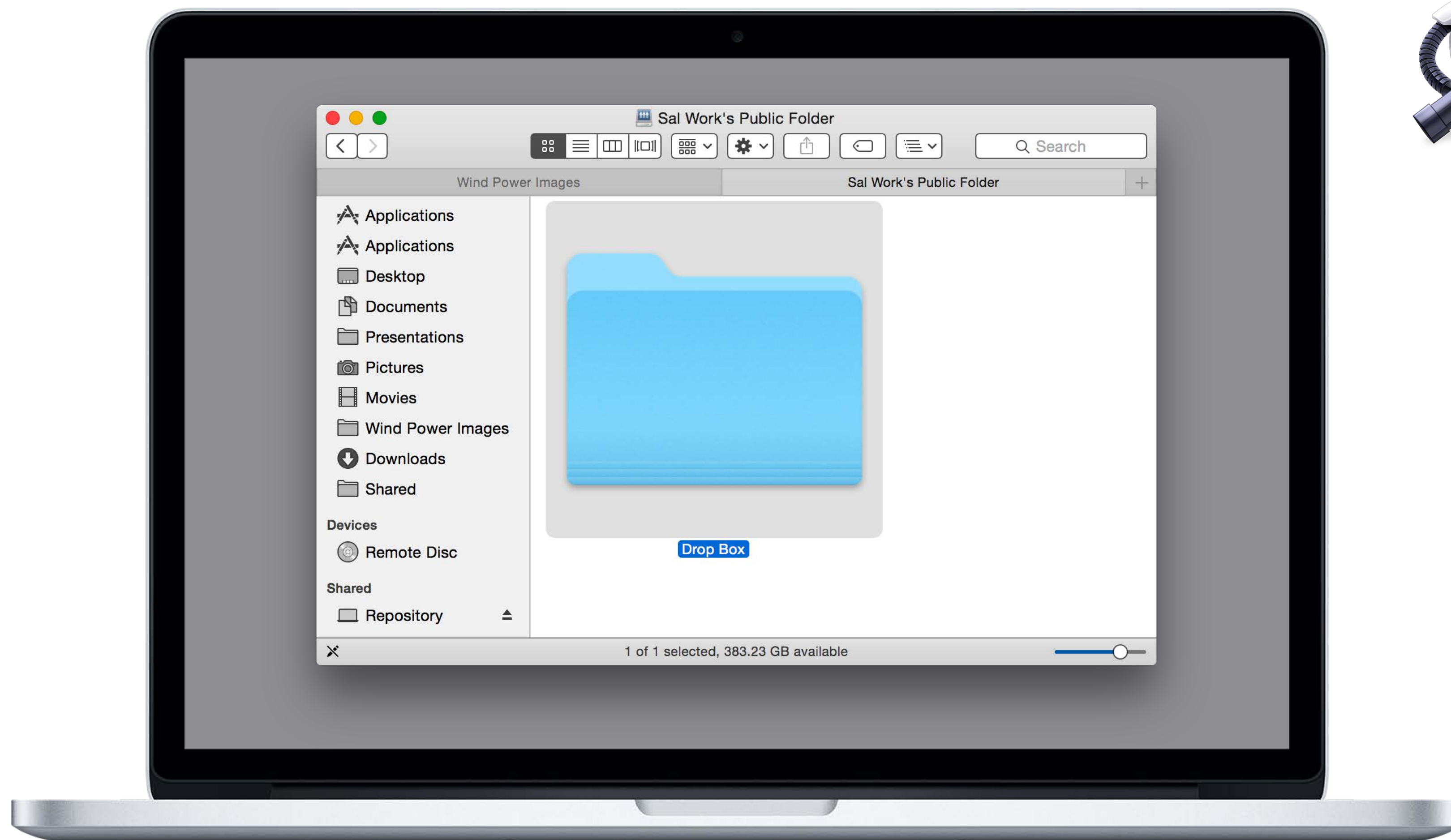


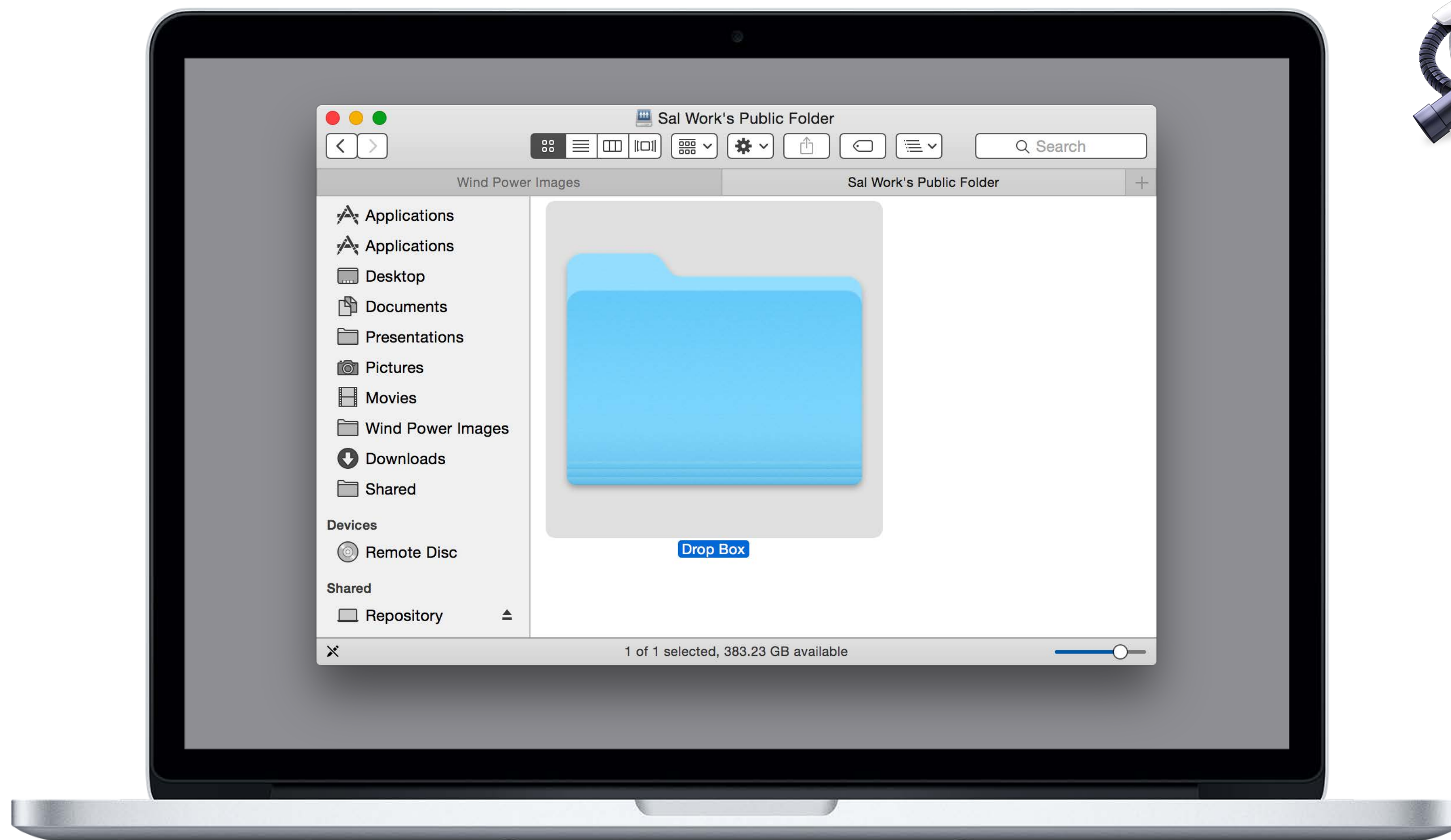


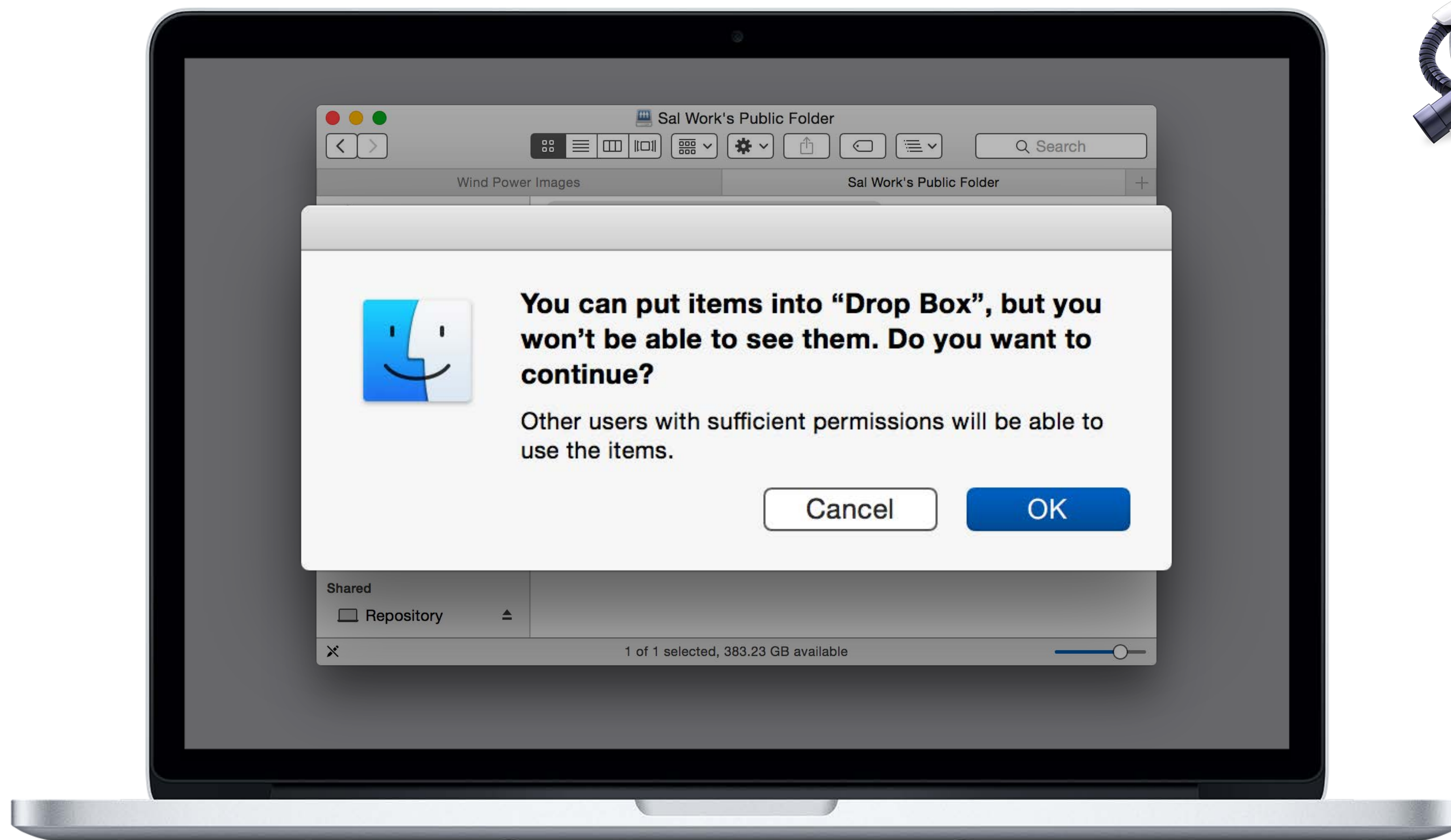


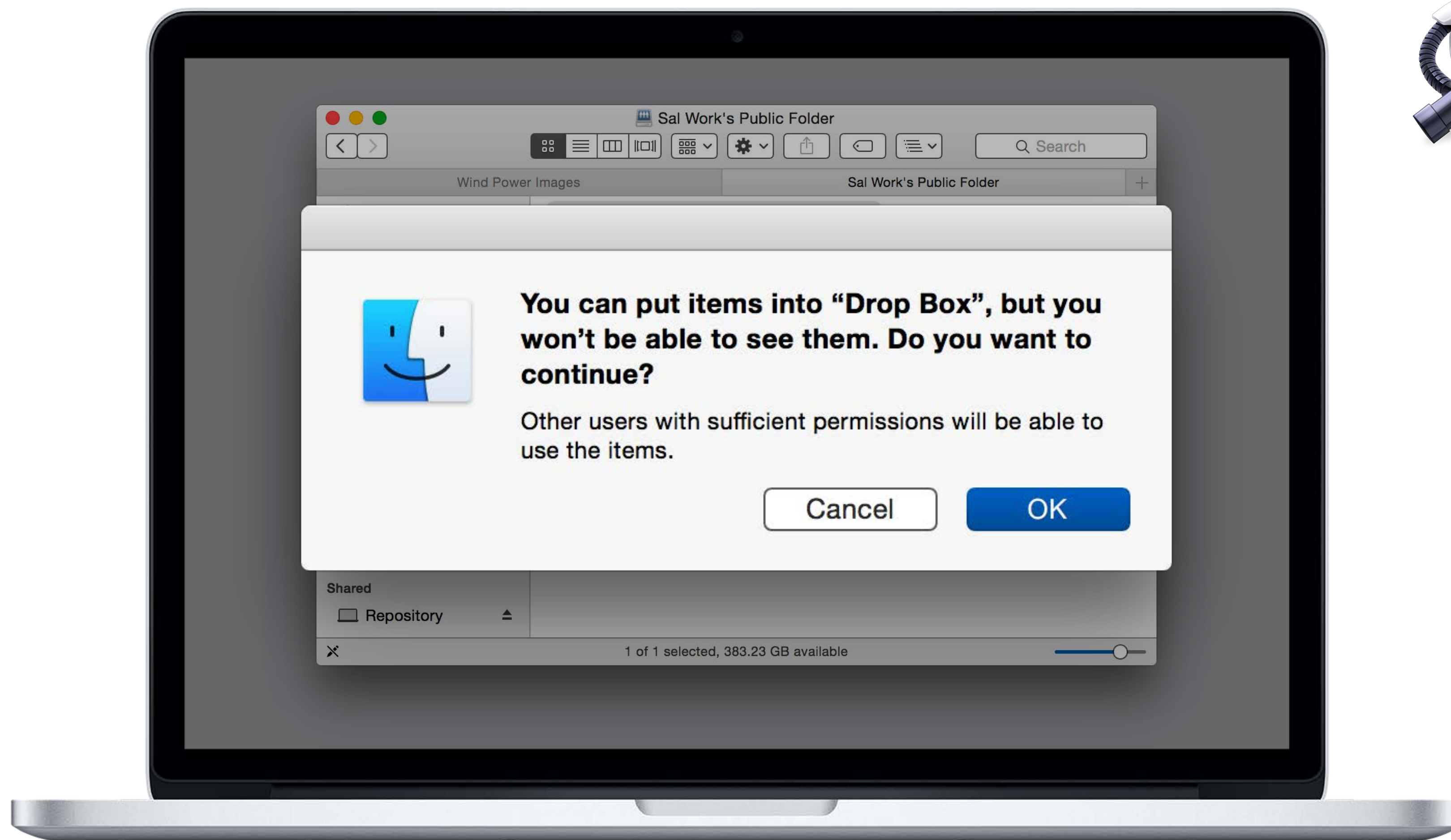


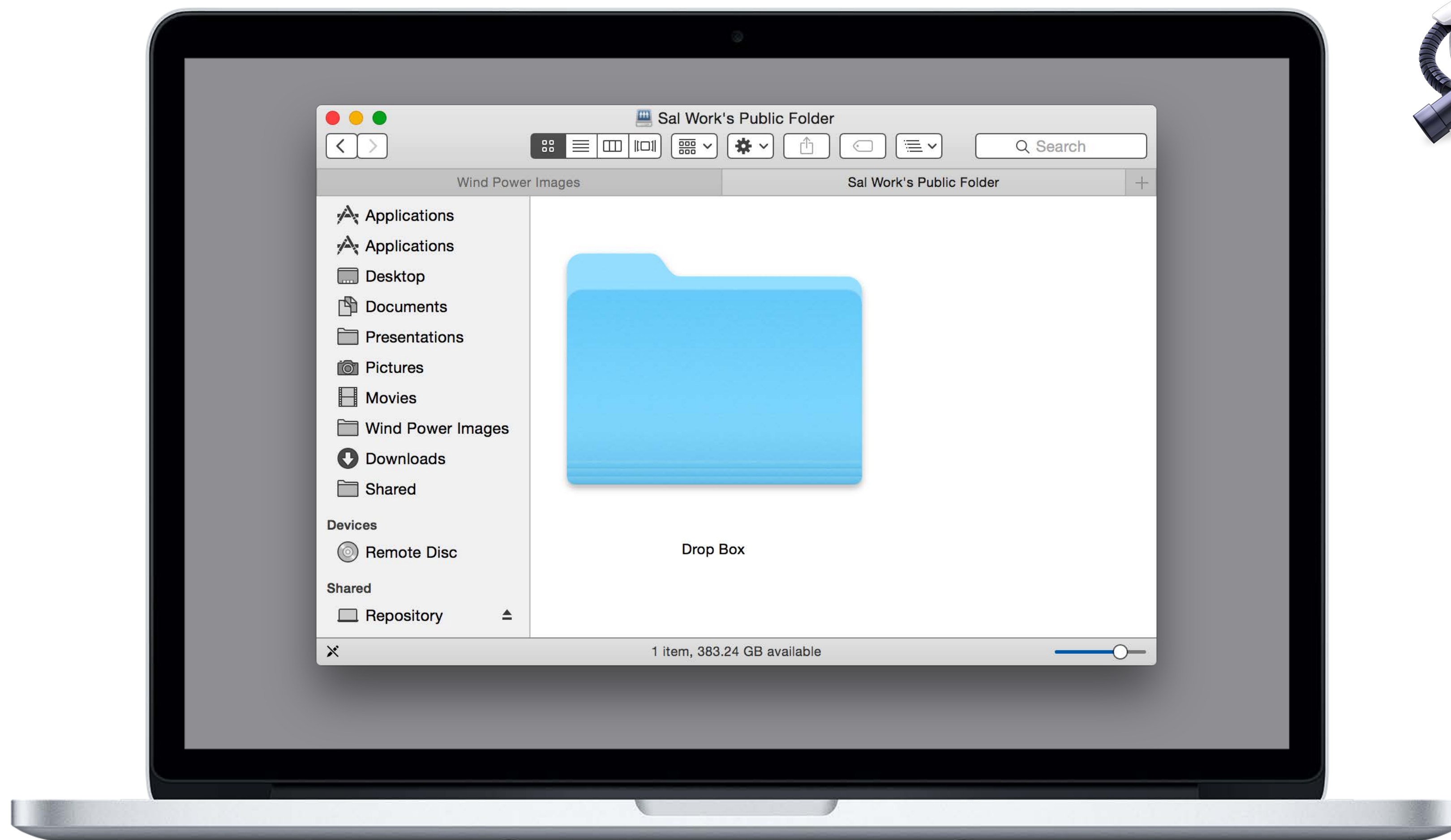


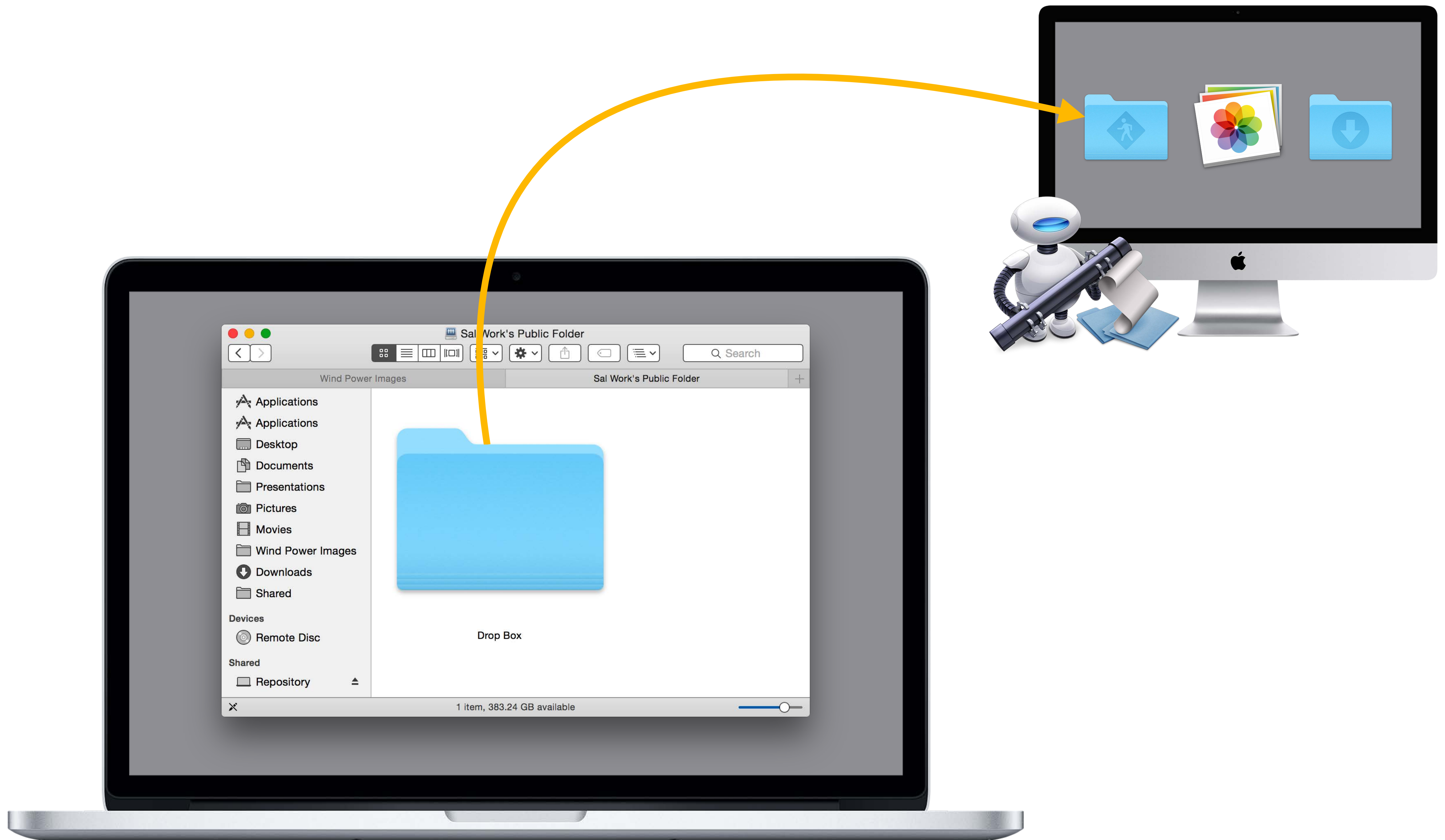


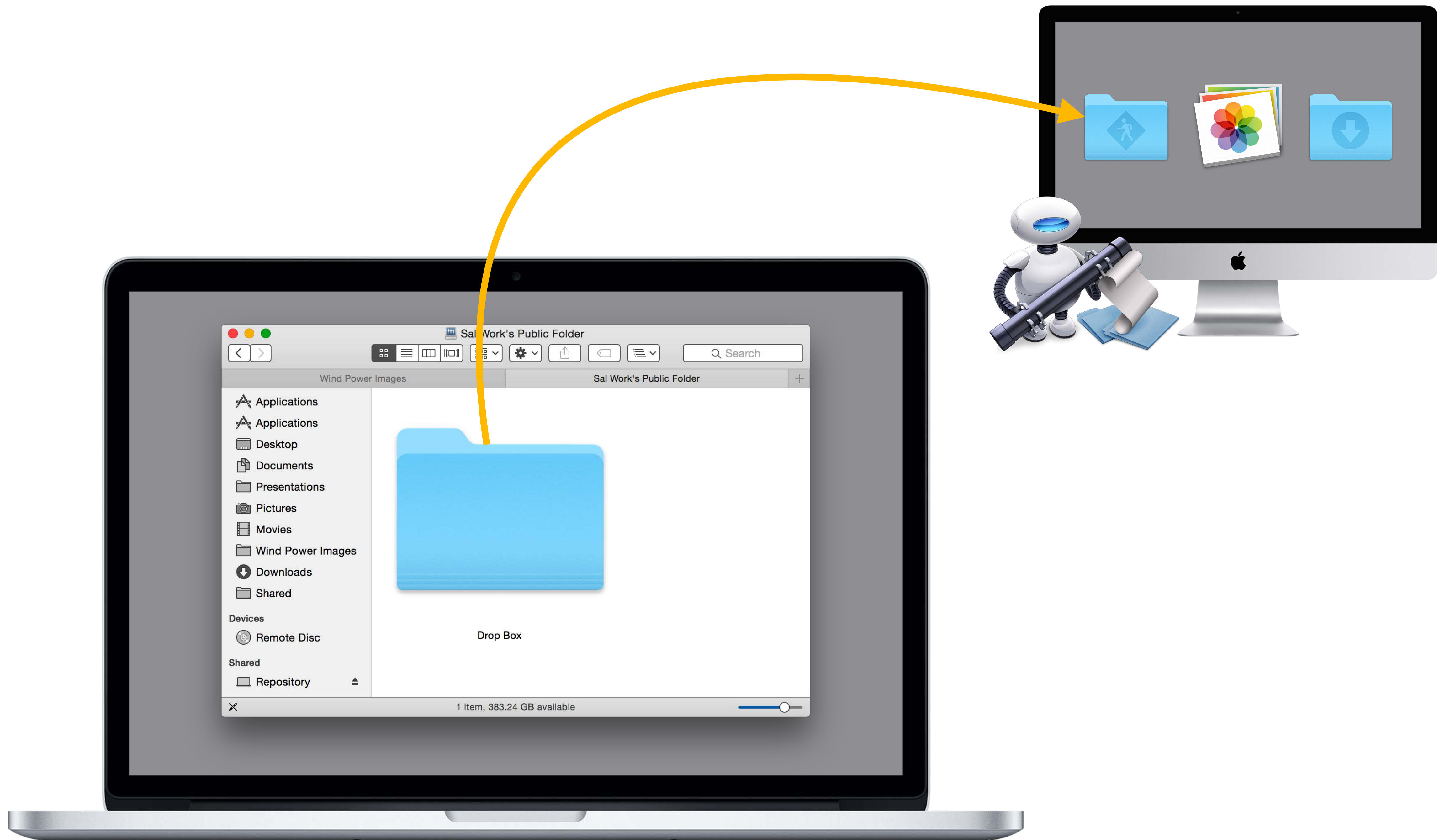


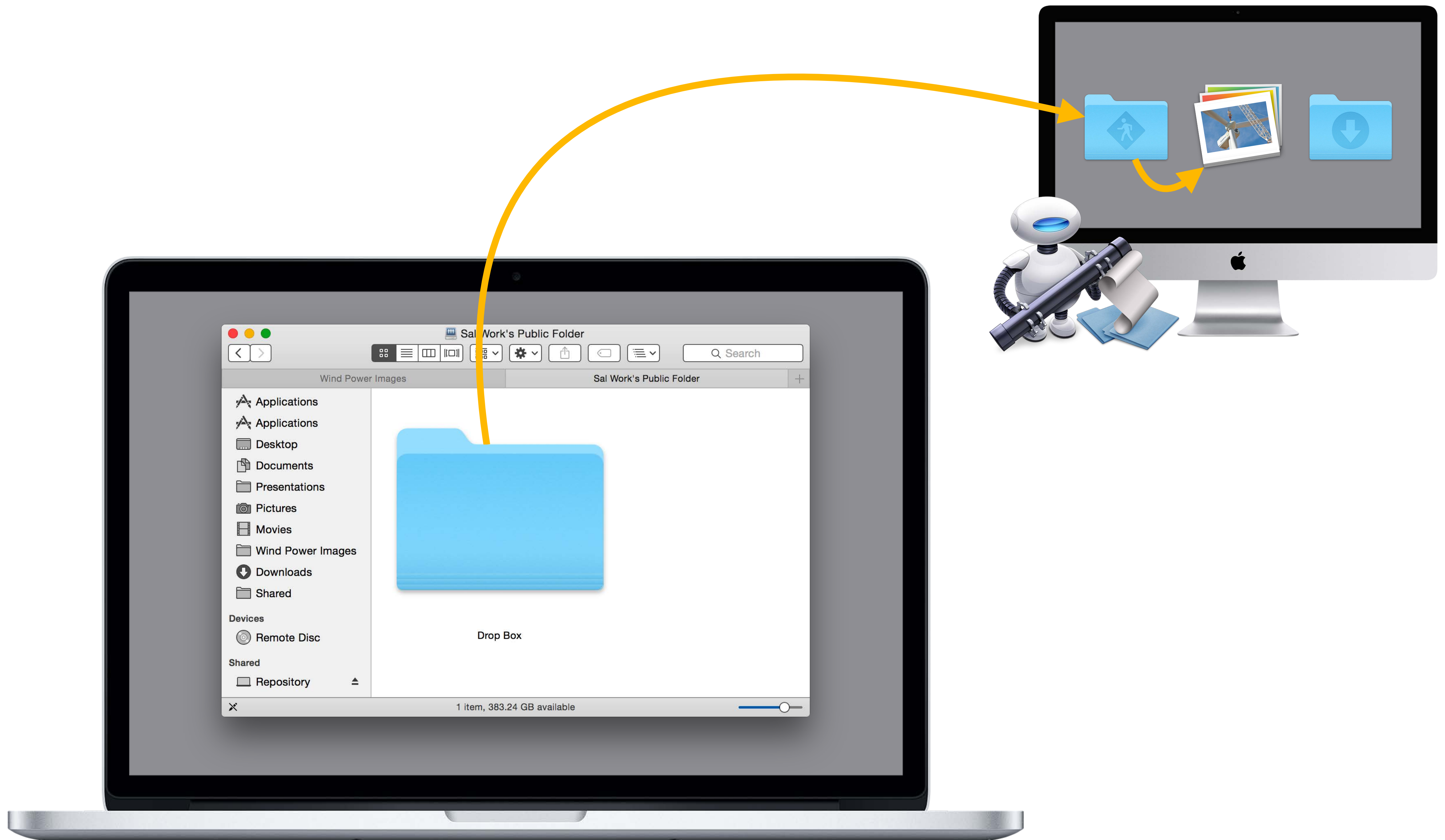


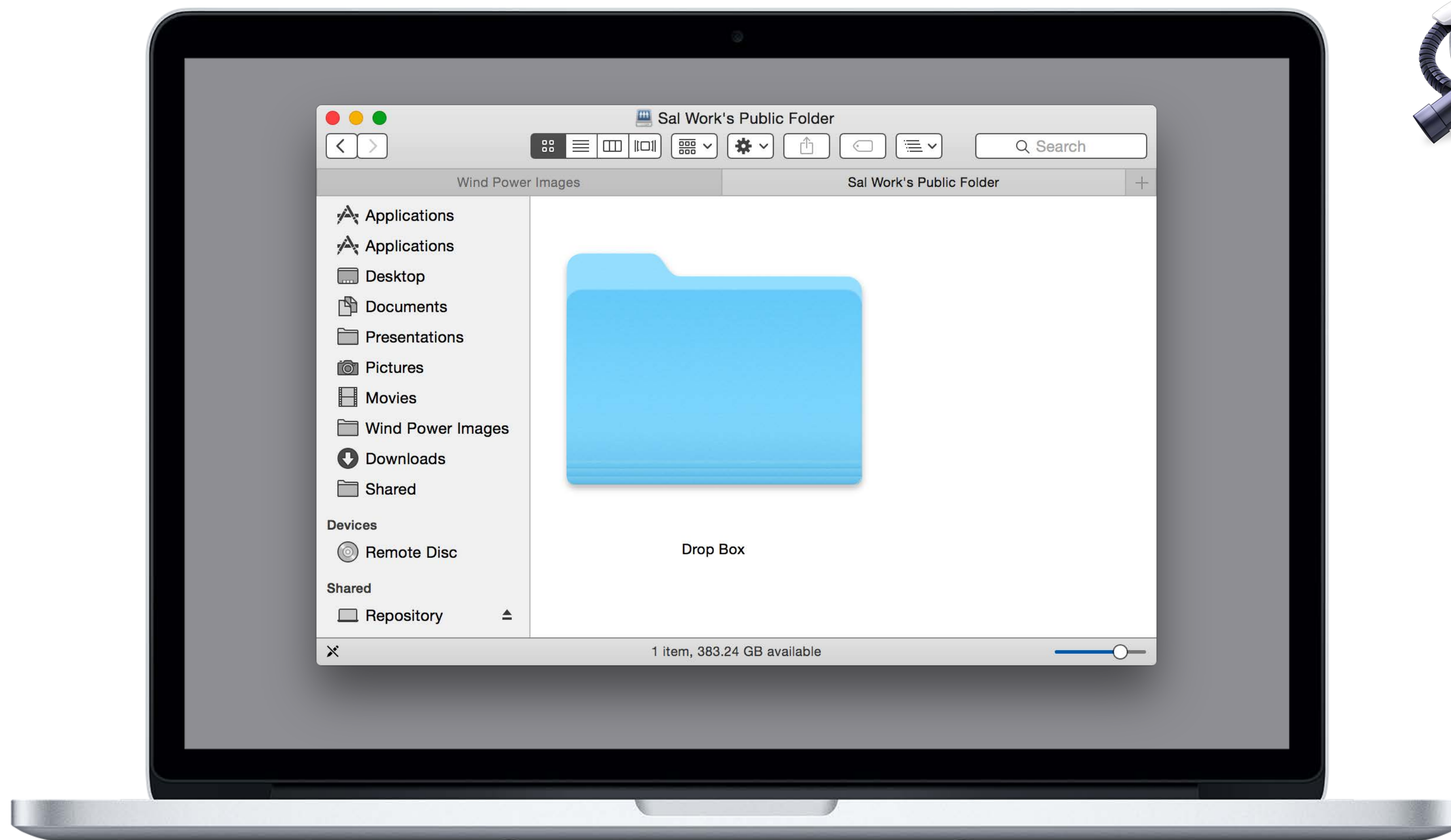










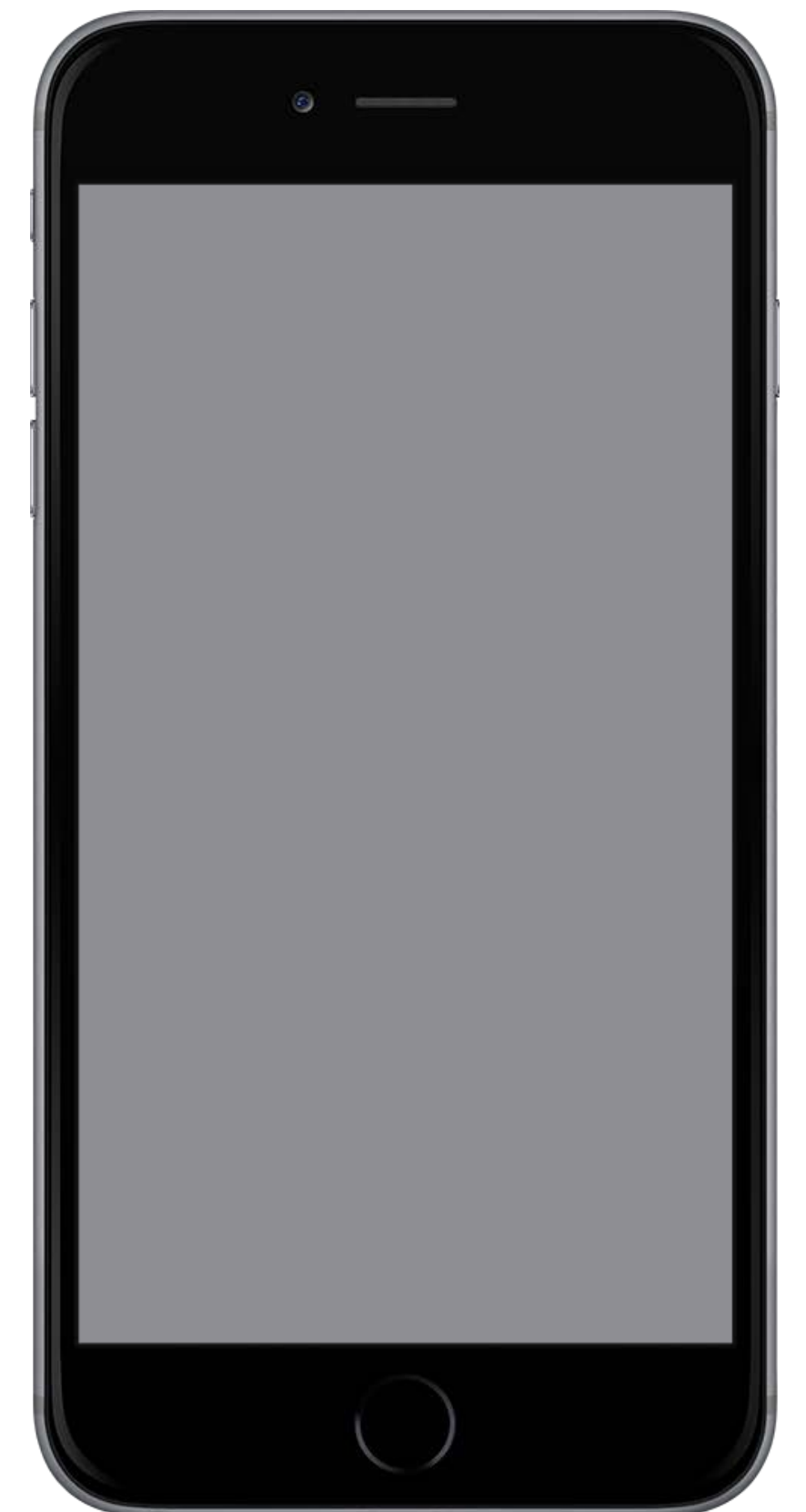







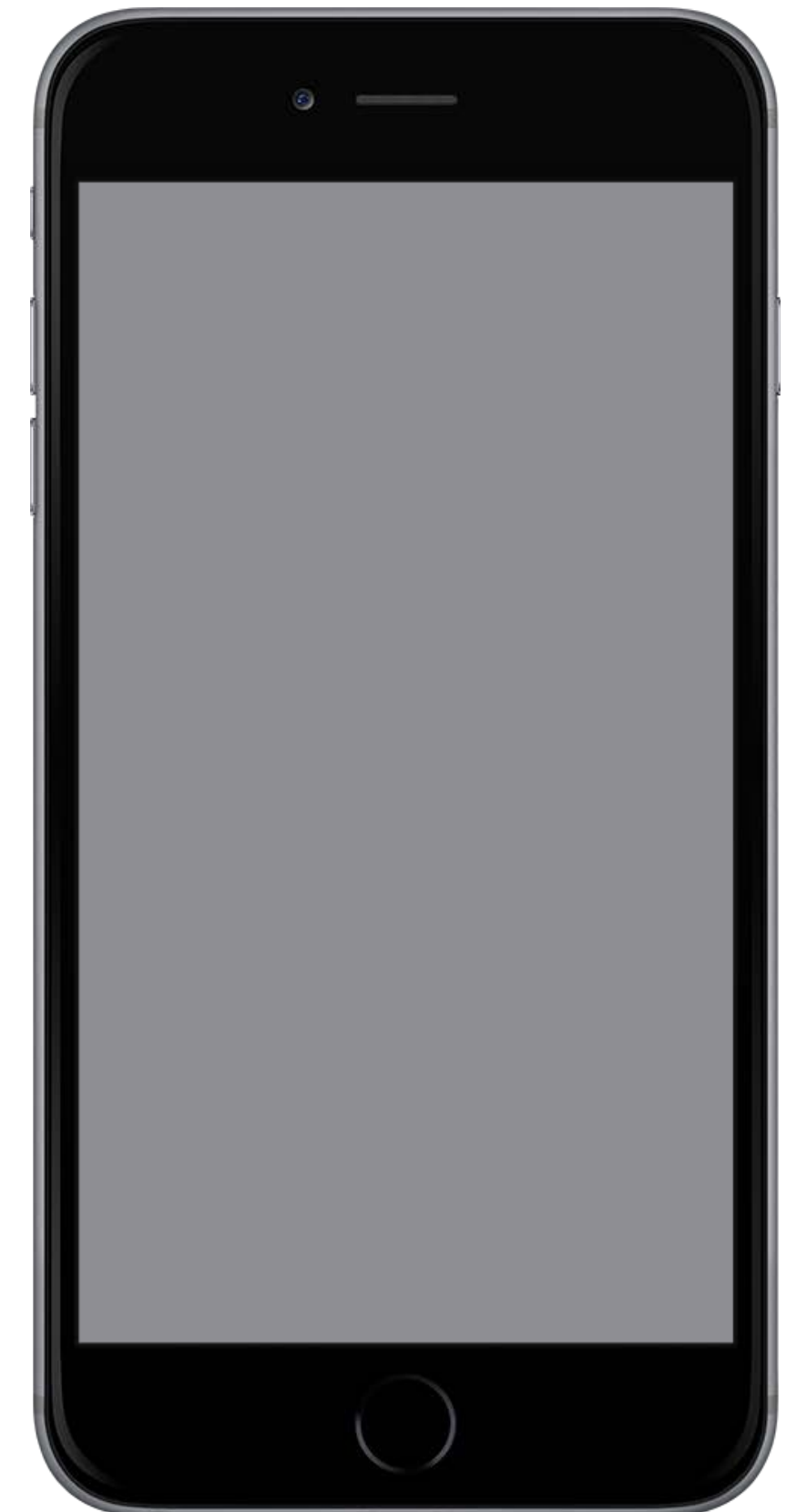
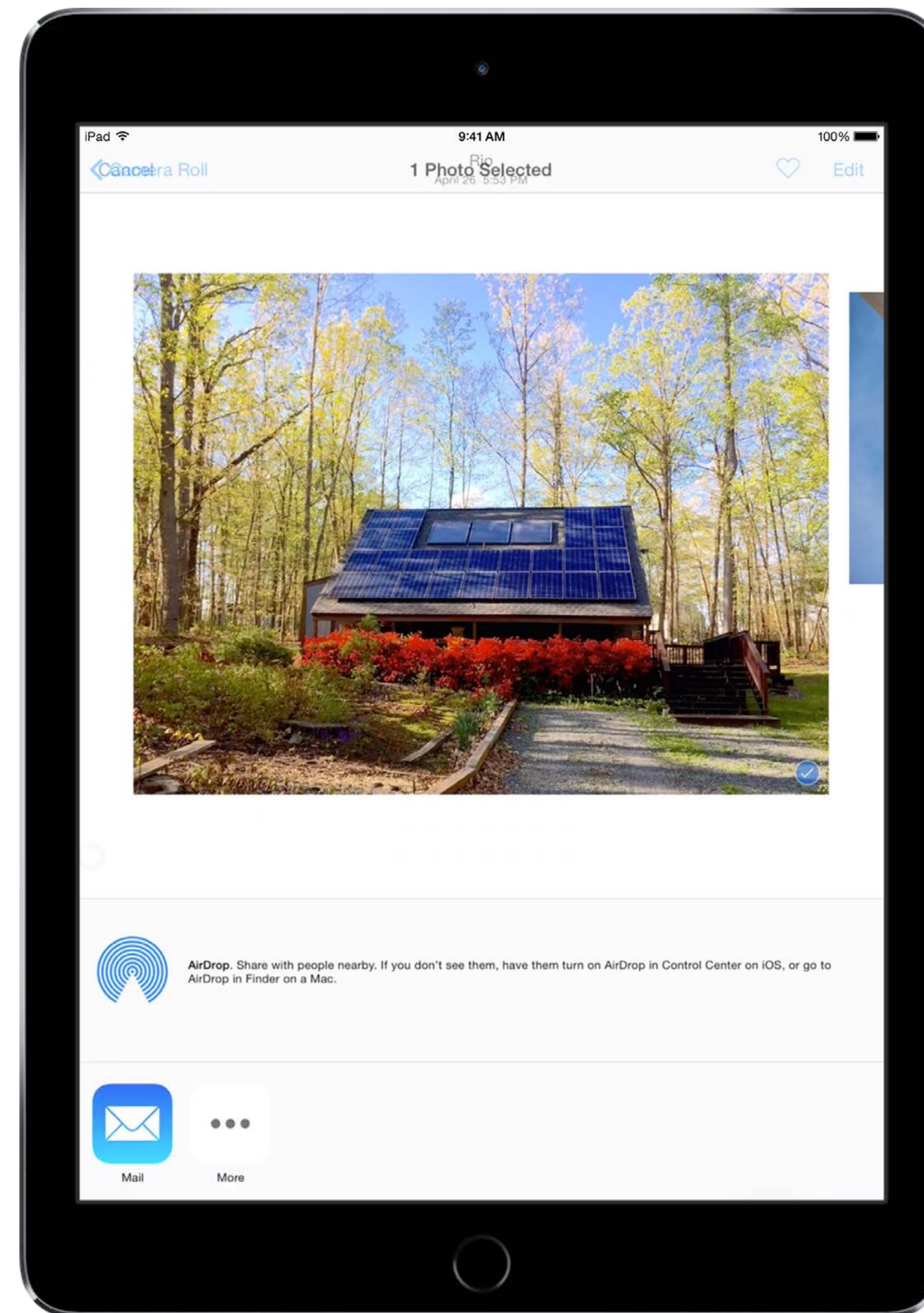


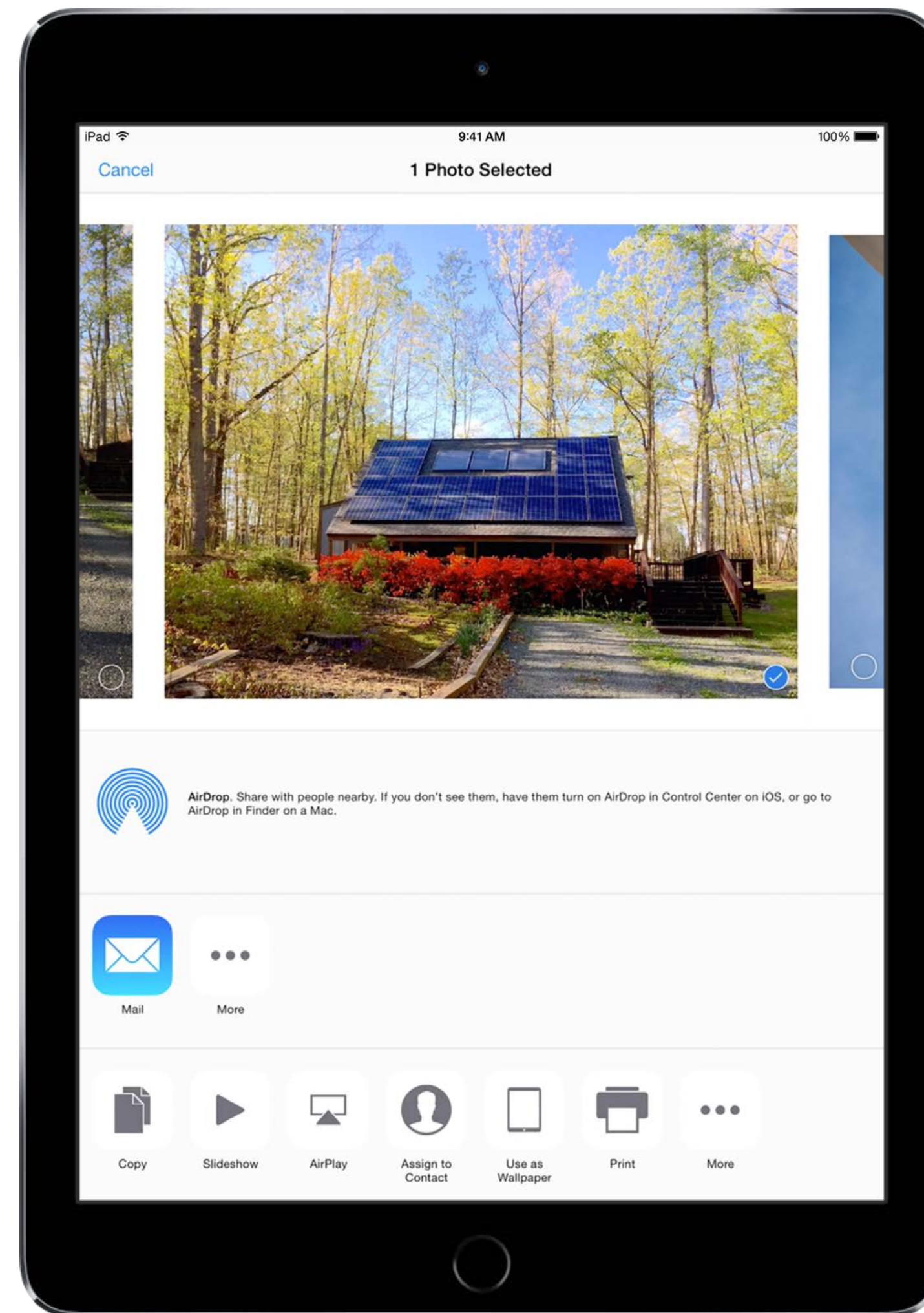


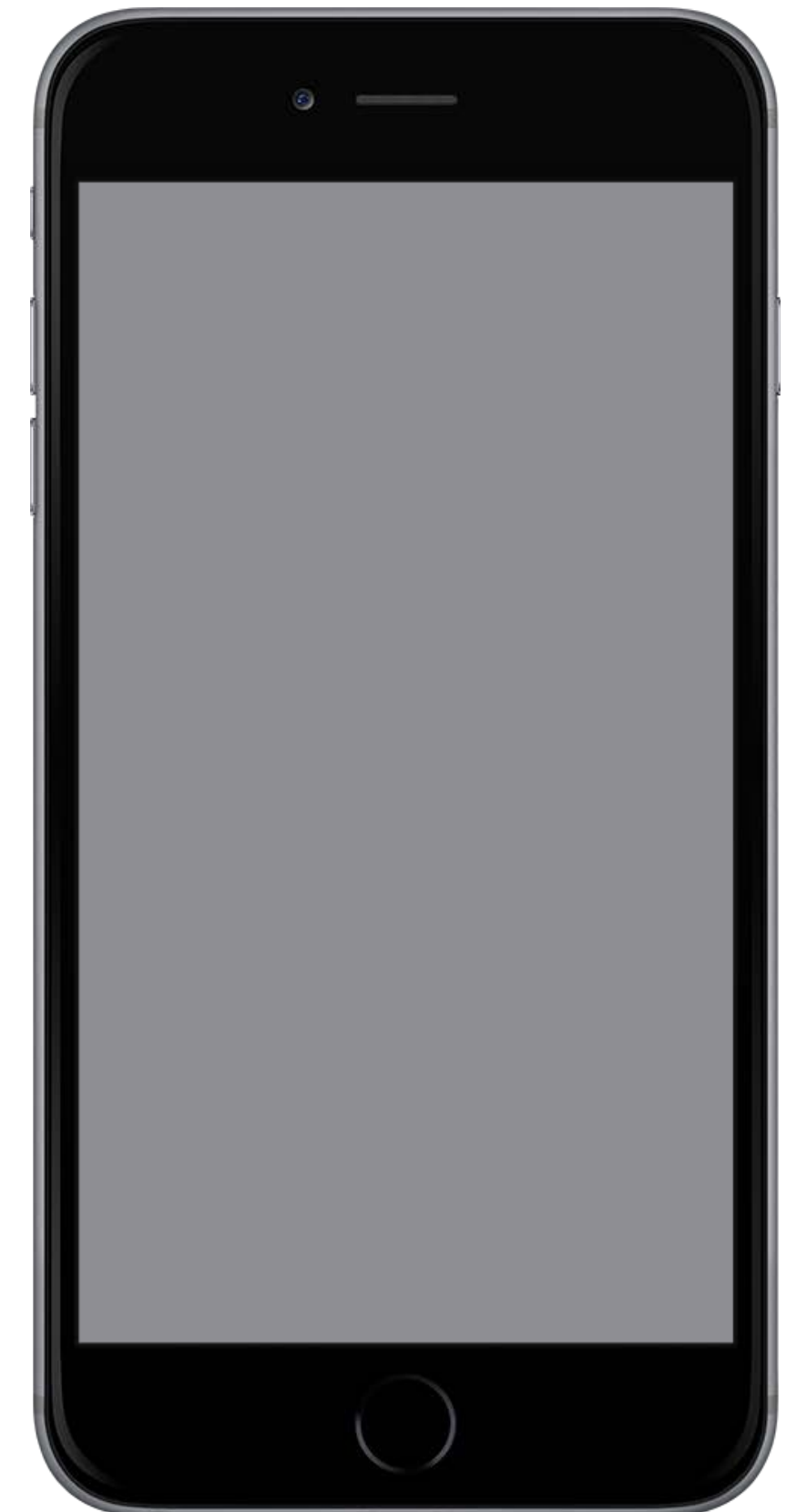
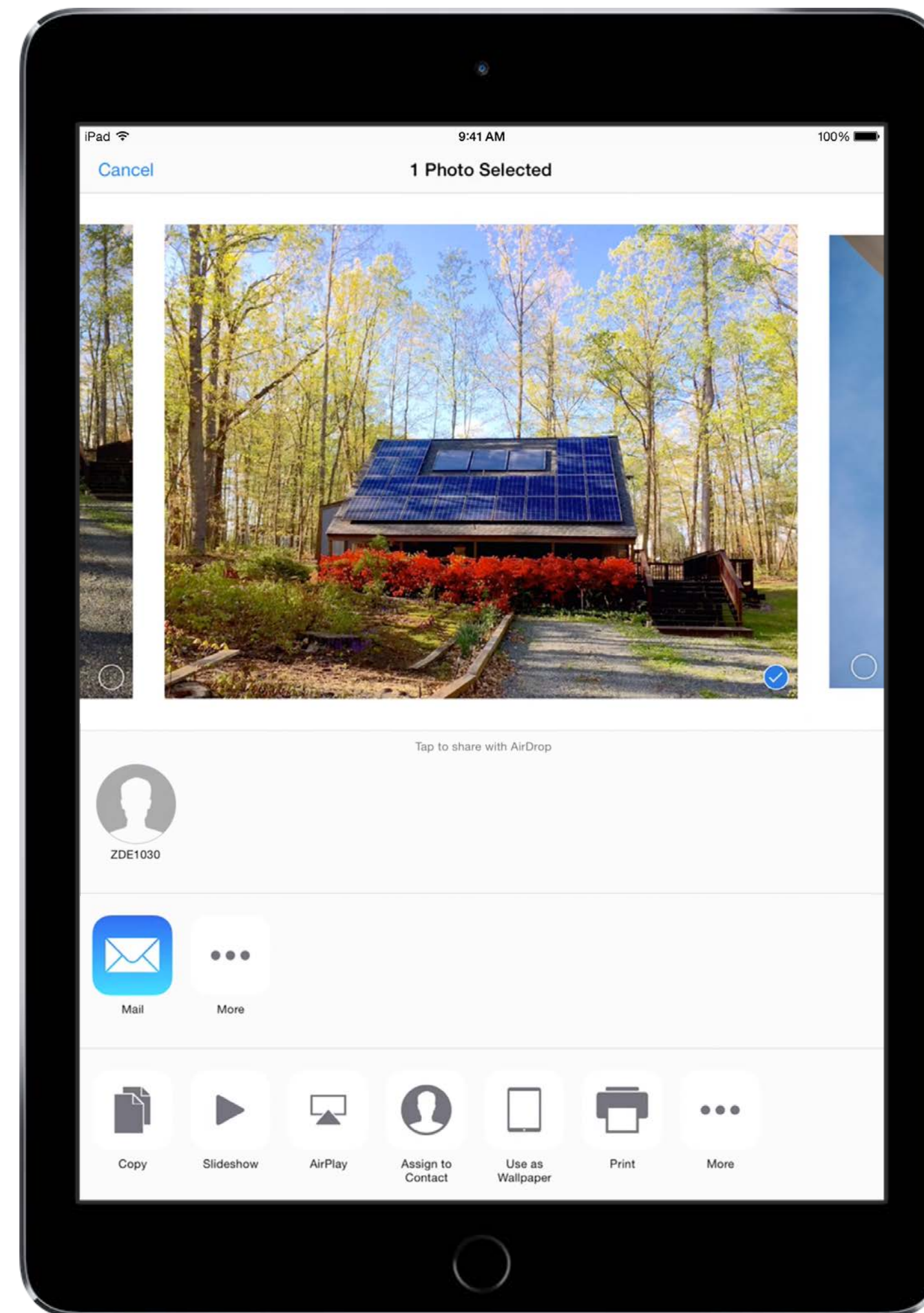


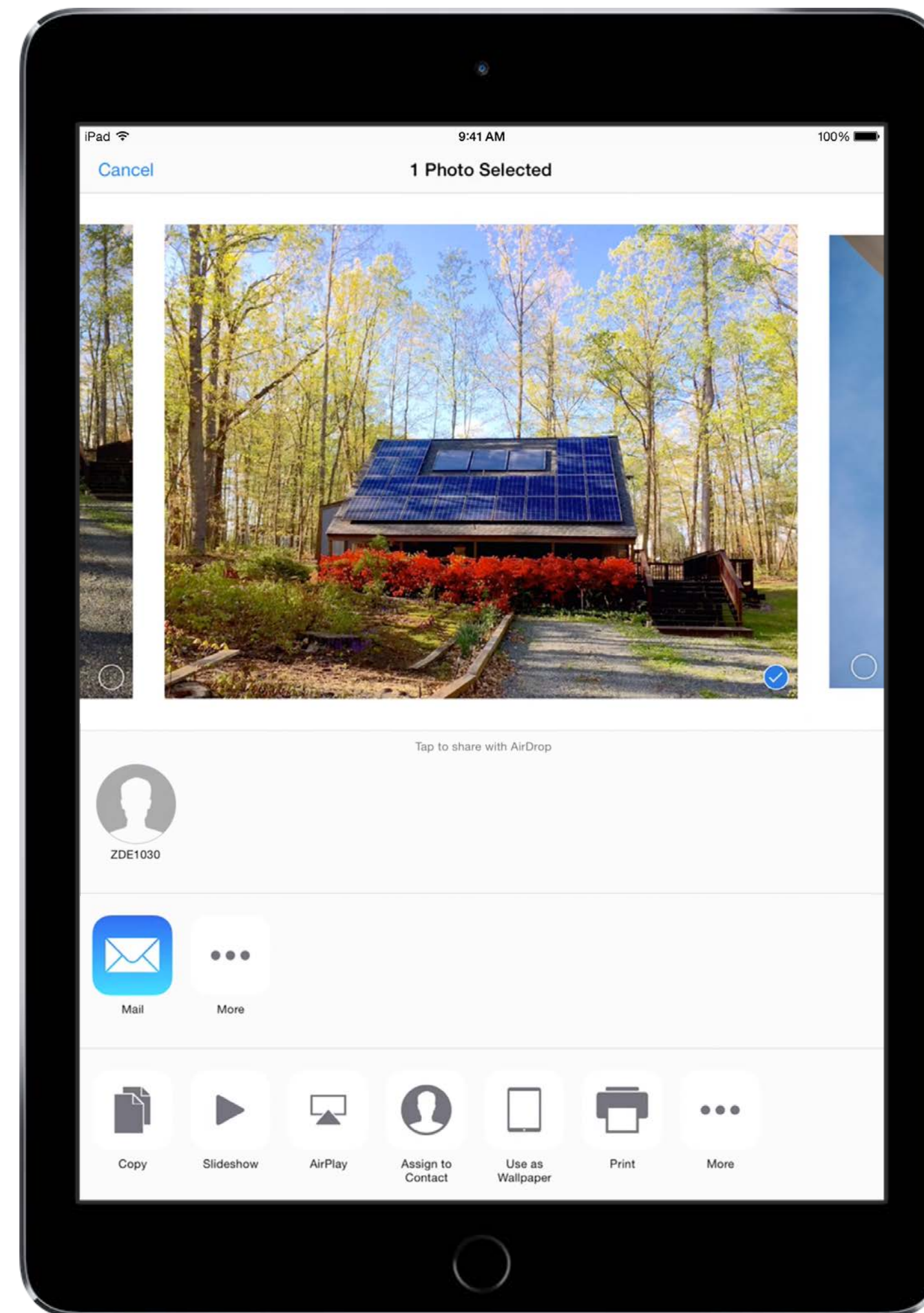


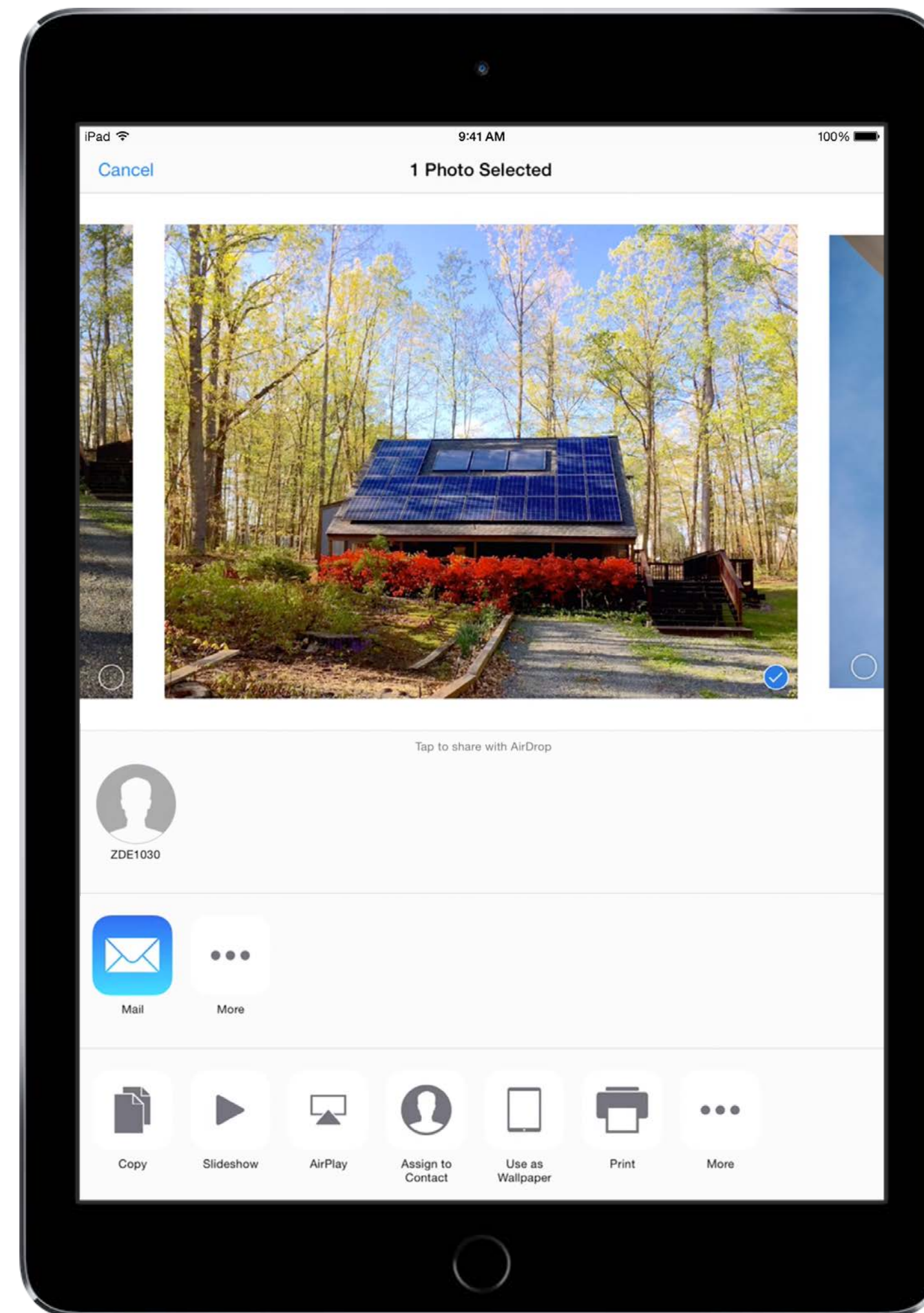


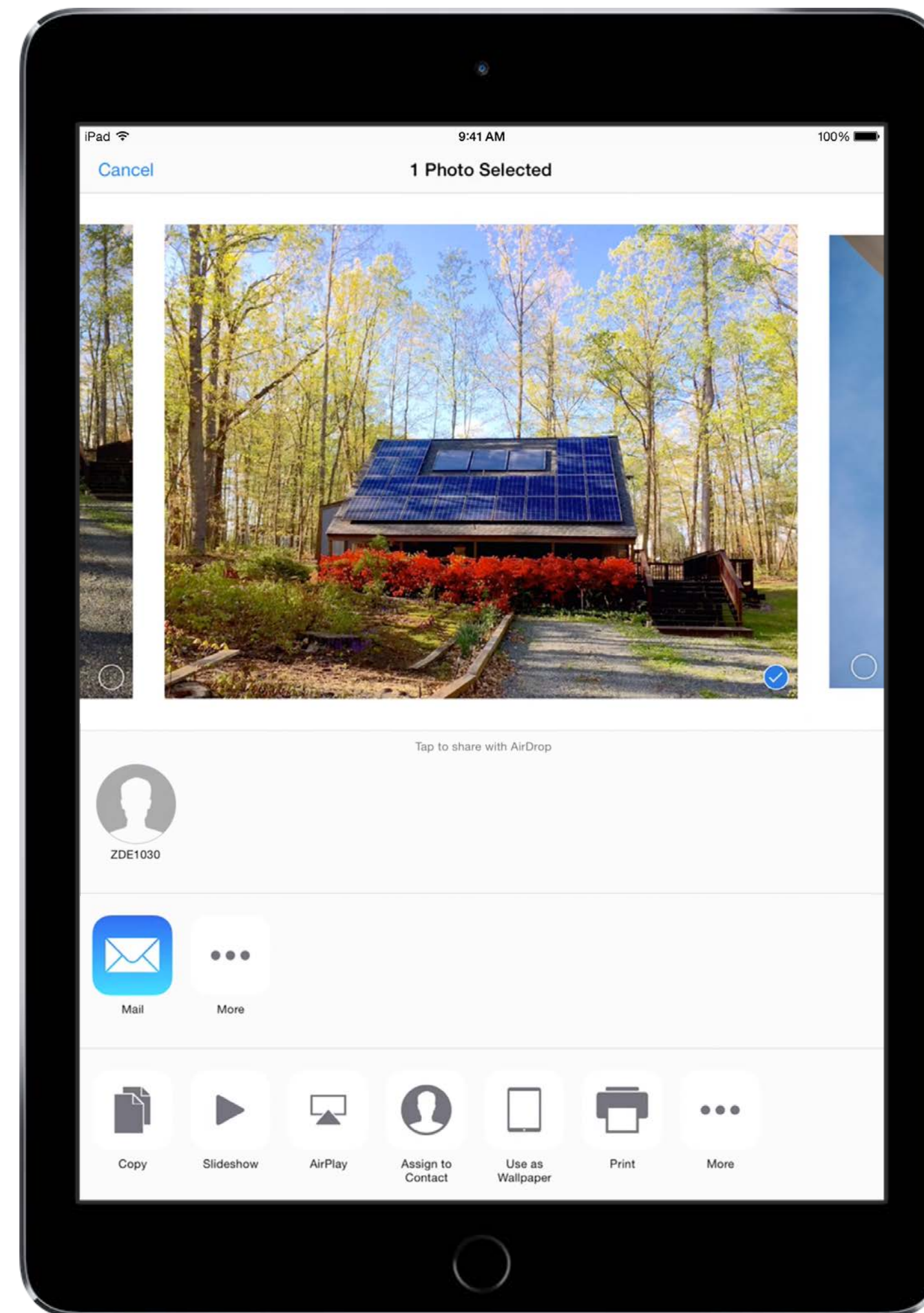


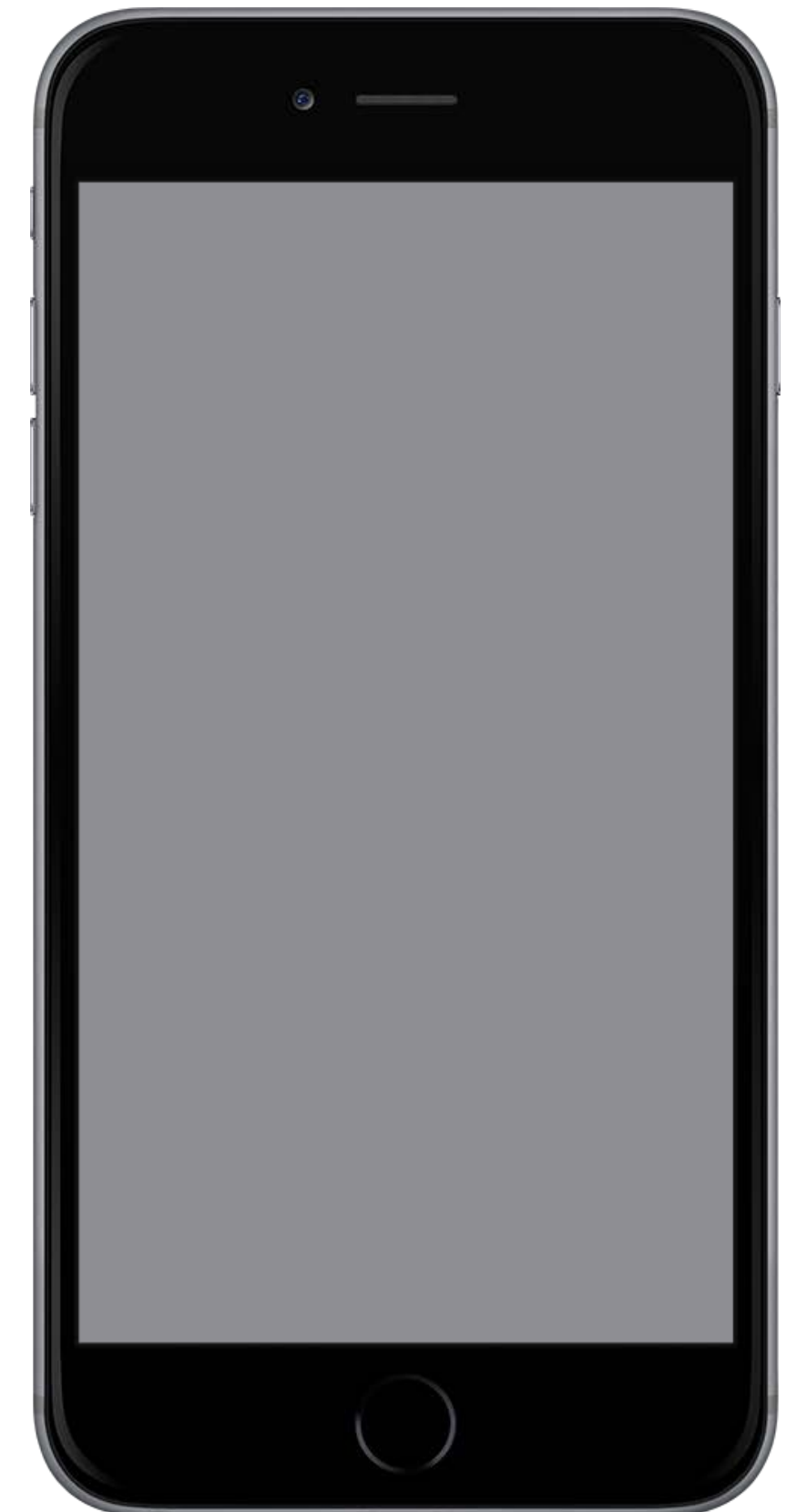
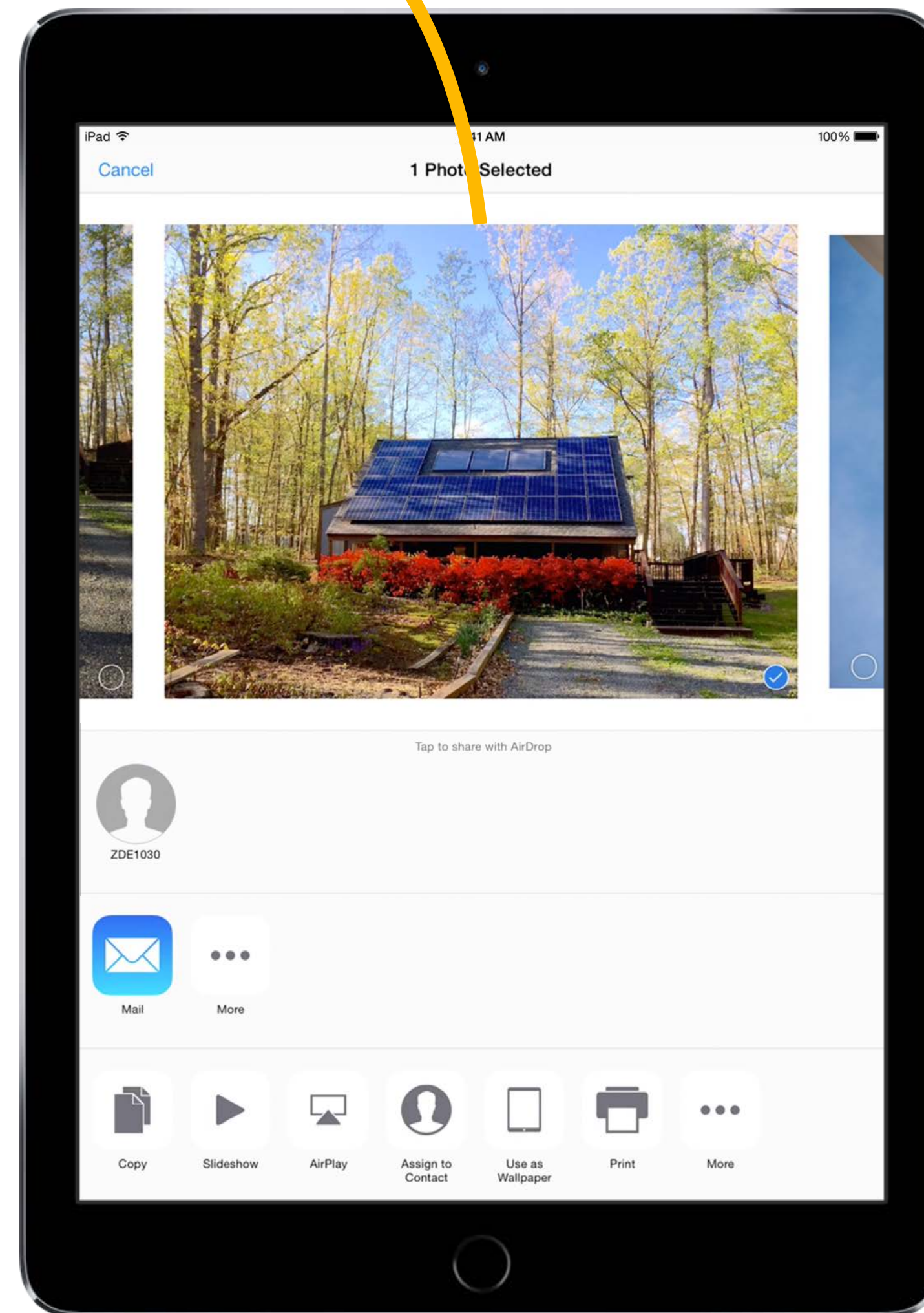


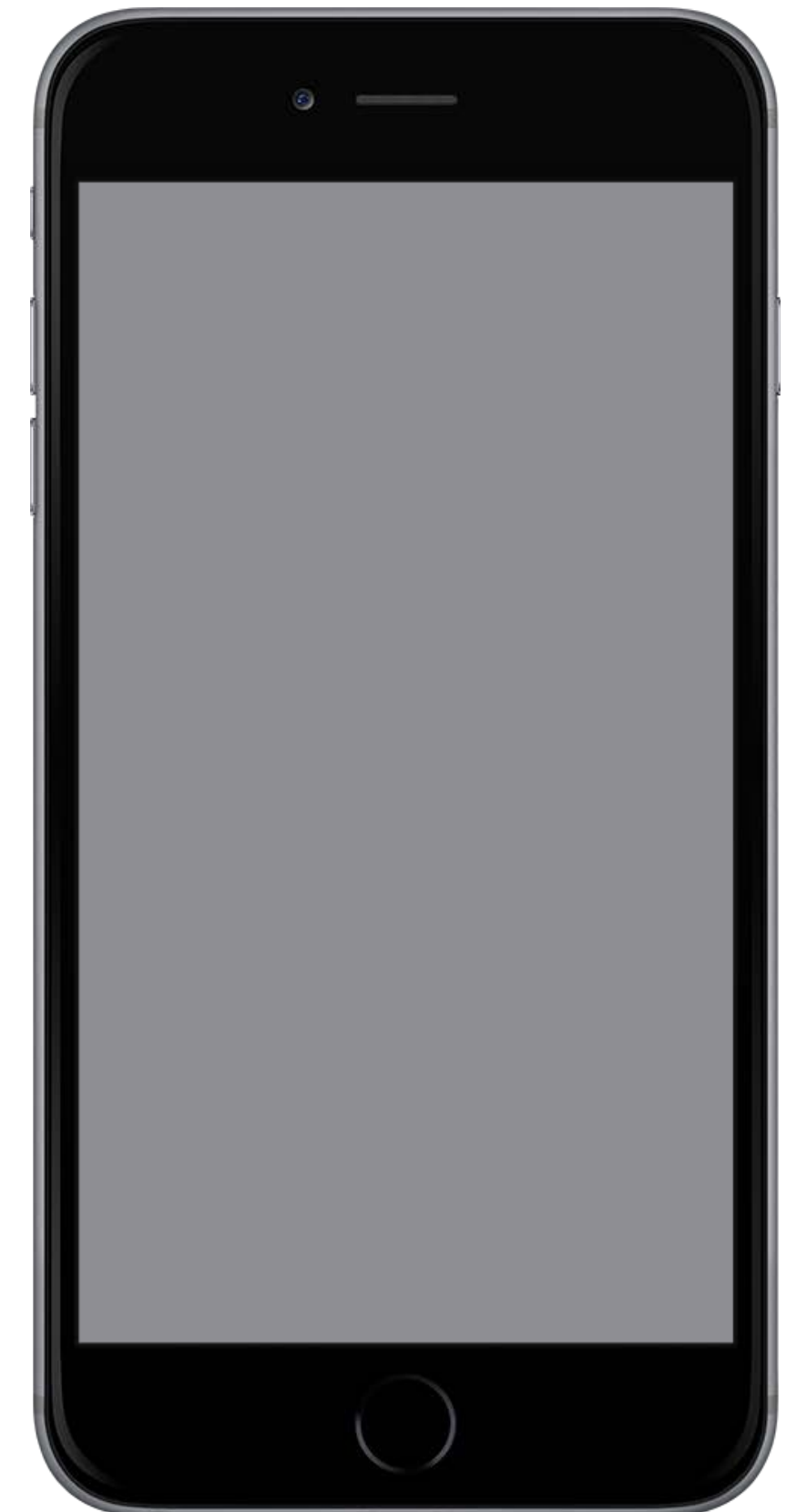
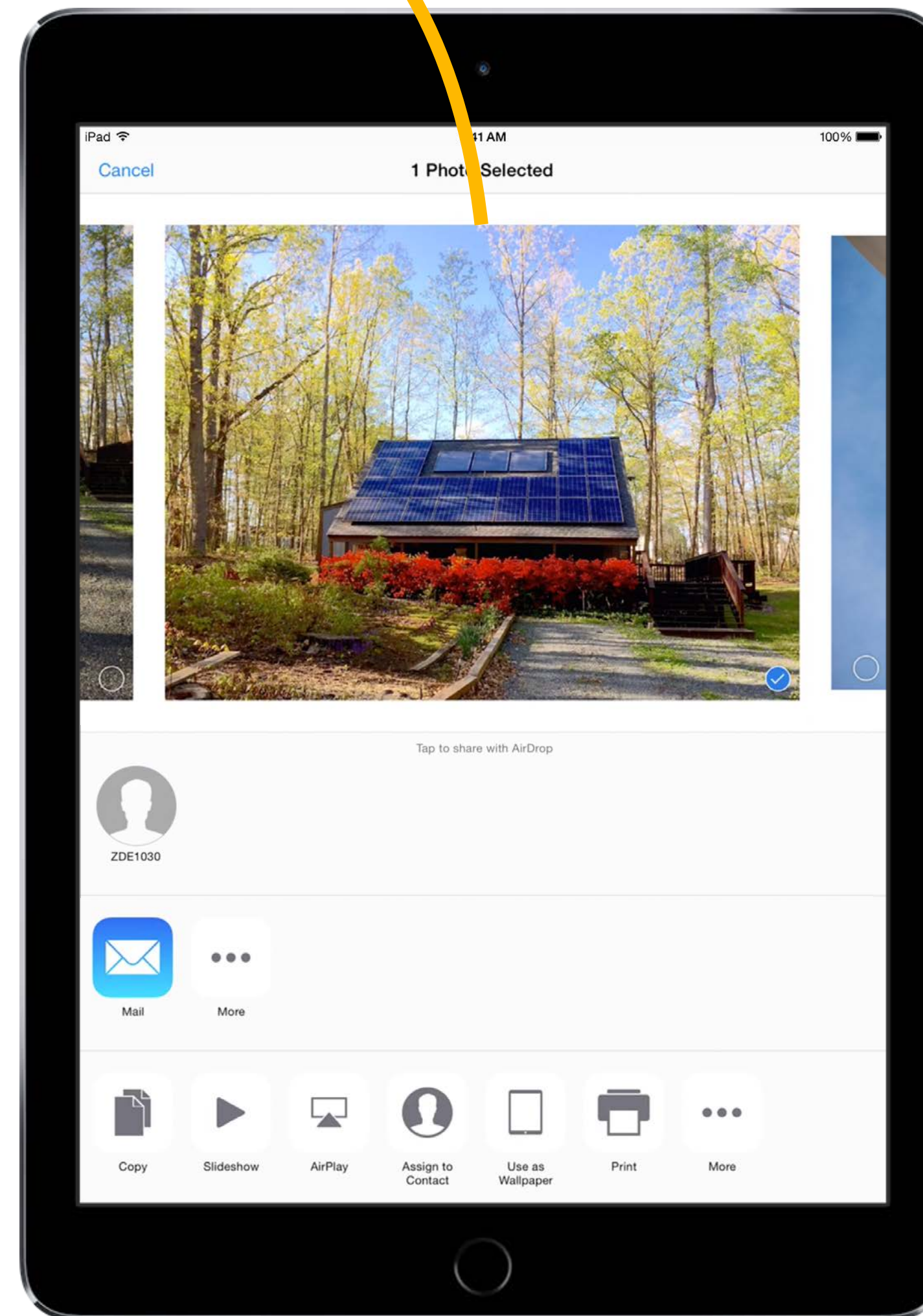


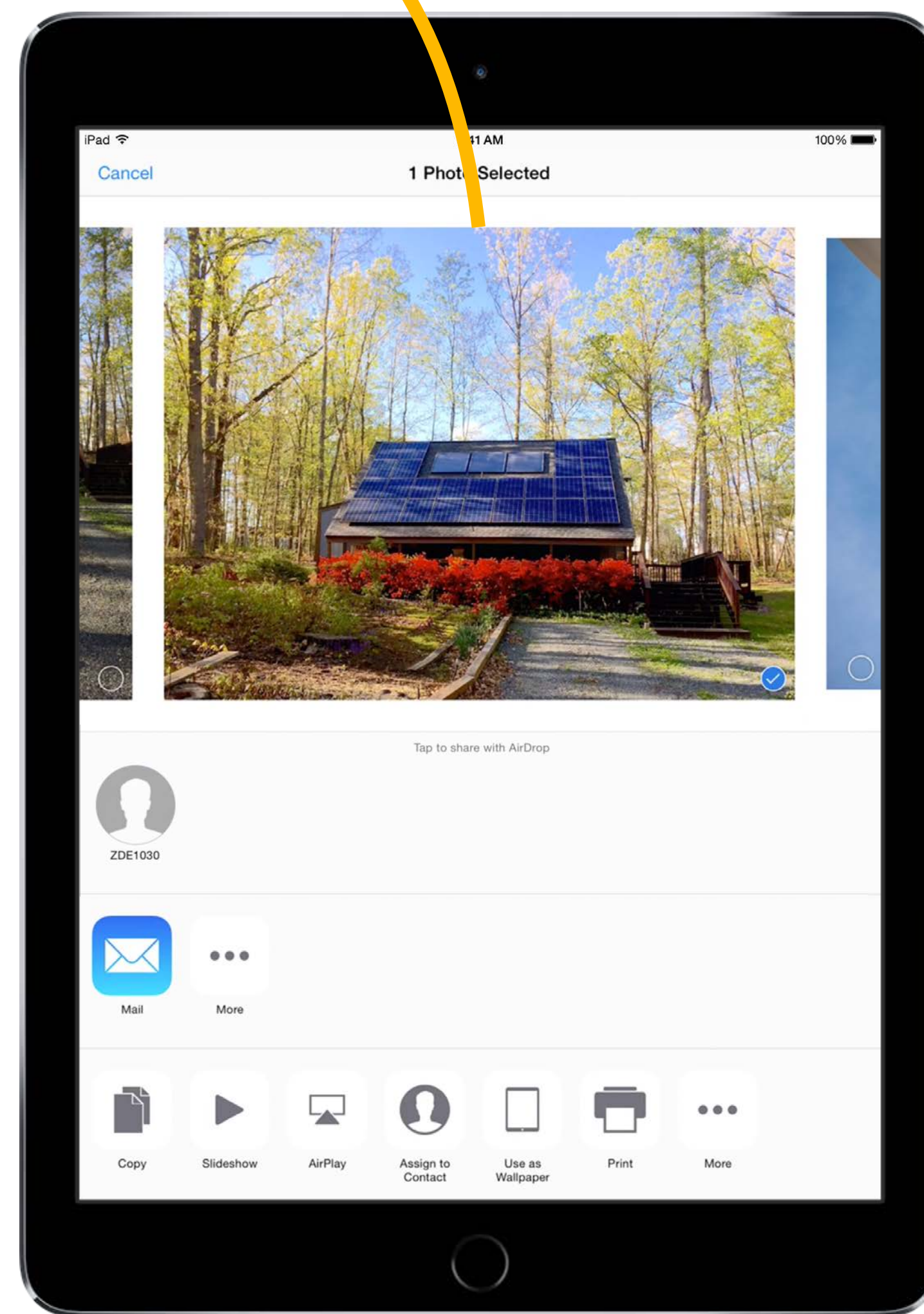


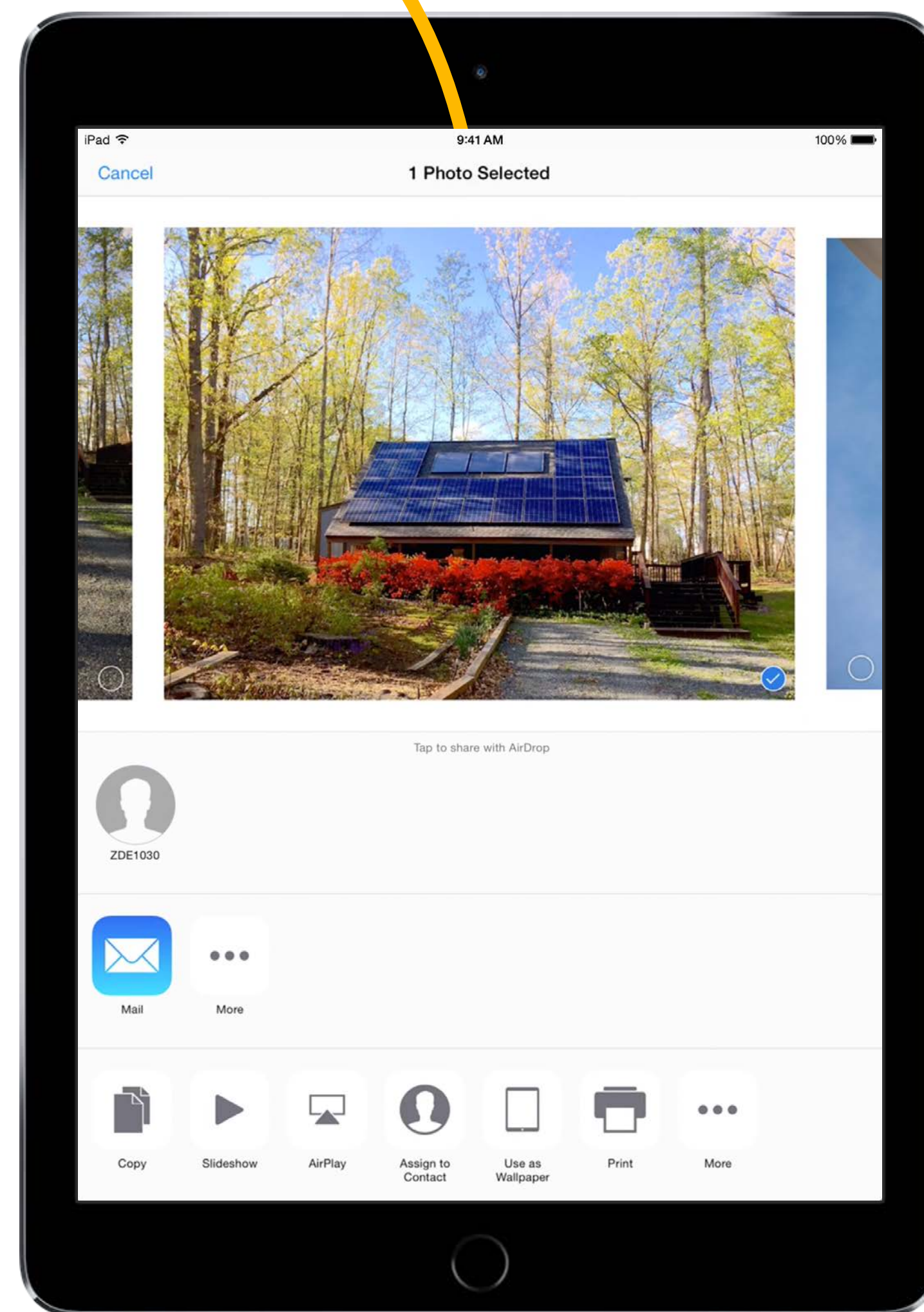



















Workgroup Image Repository

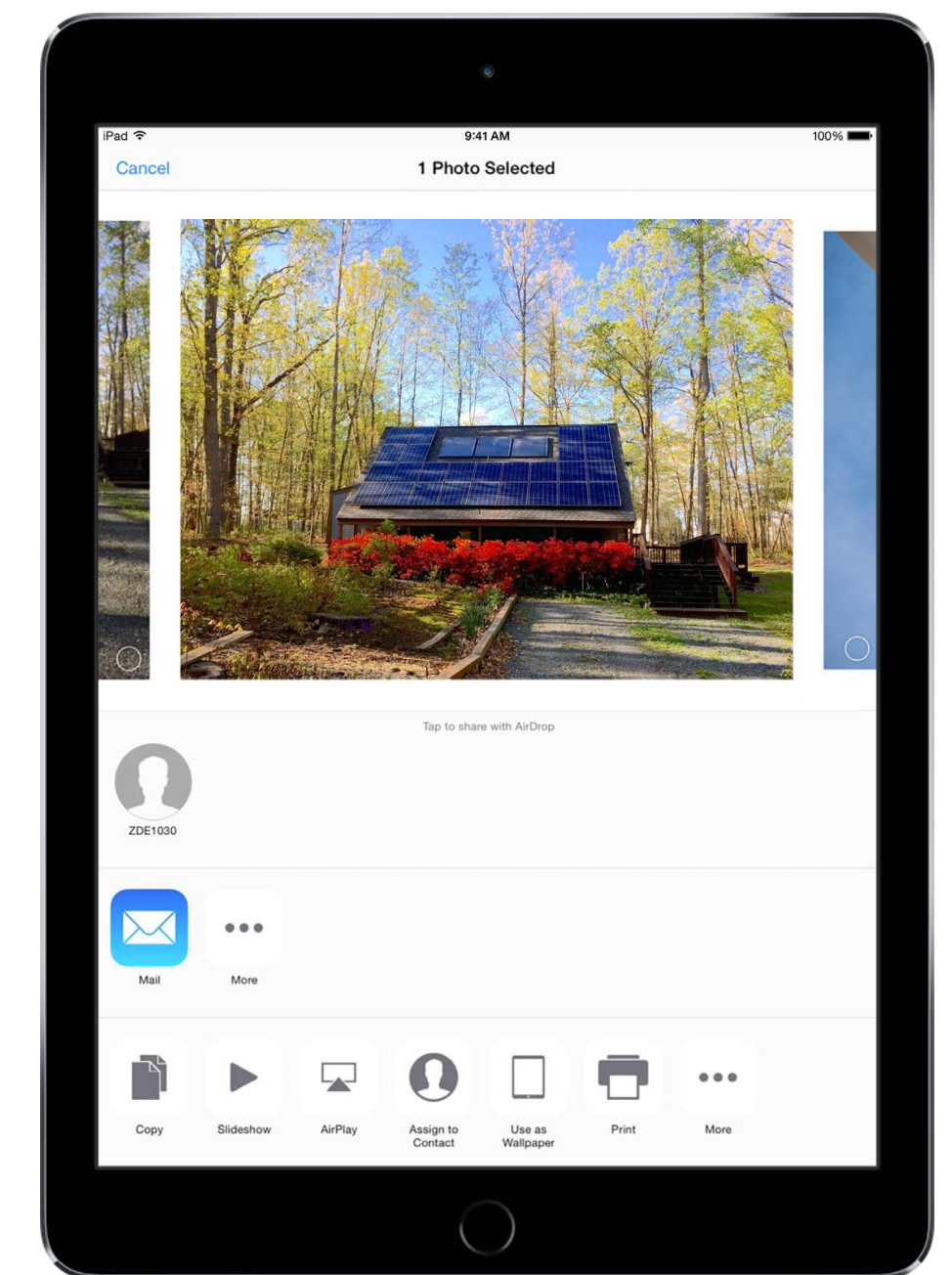
Off-cloud network file sharing

Takes advantage of built-in technologies

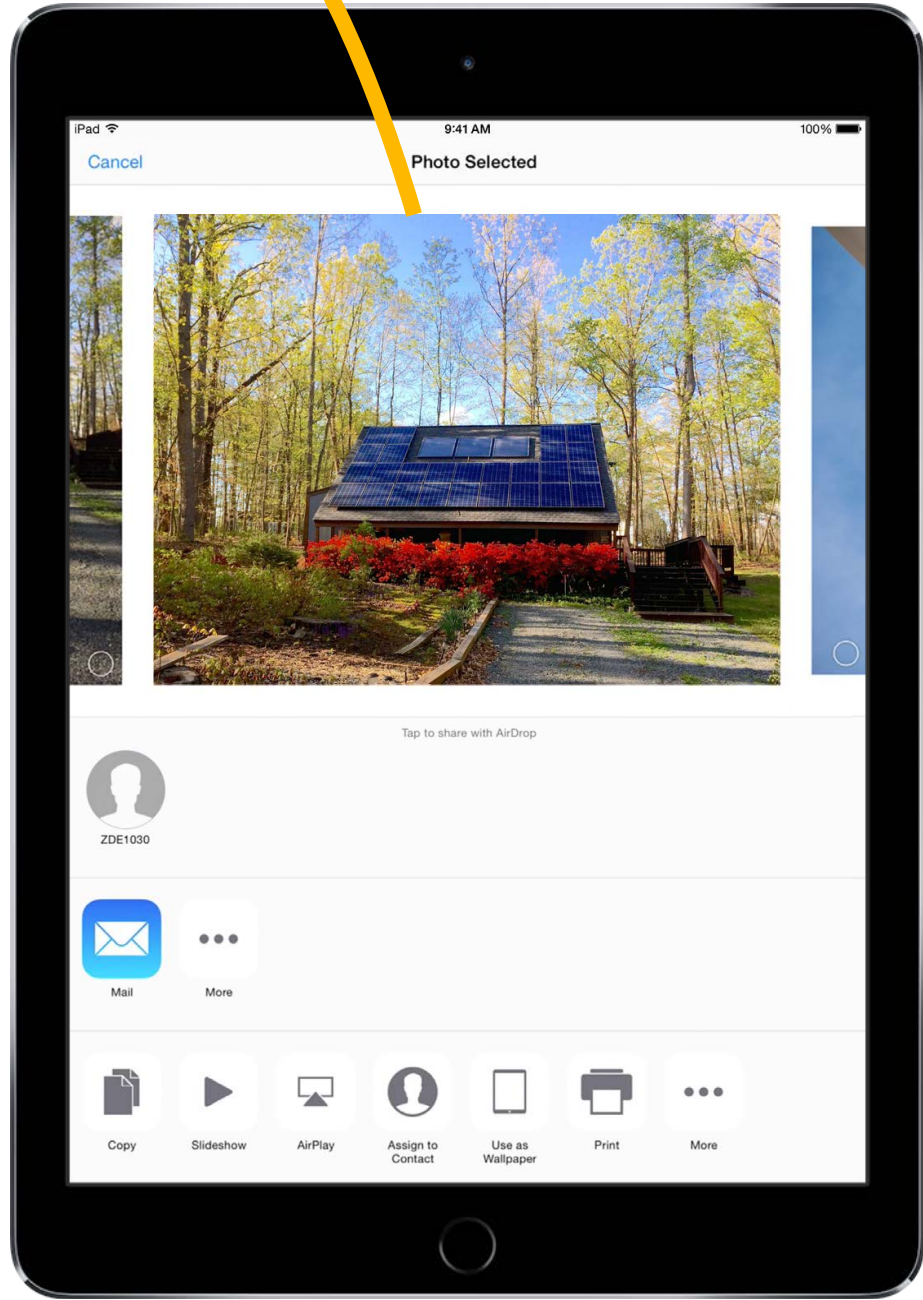
- File Sharing (SMB)
- AirDrop (Bluetooth, WiFi)
- Automator and Folder Actions

Works with wide-range of devices

- OS X computers
- iOS devices
- Windows-based computers (SMB)







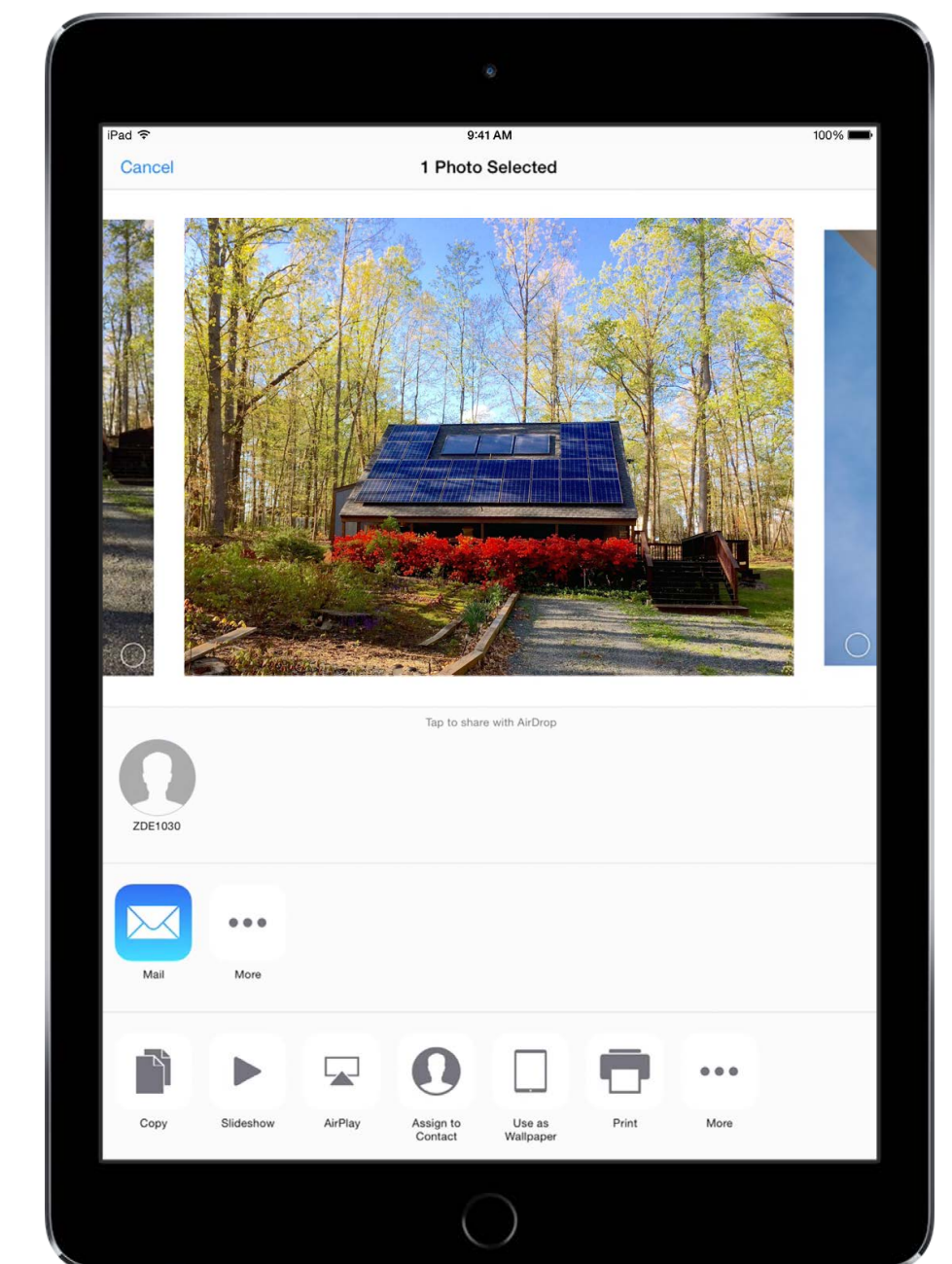
Auto-accept AirDrop applet



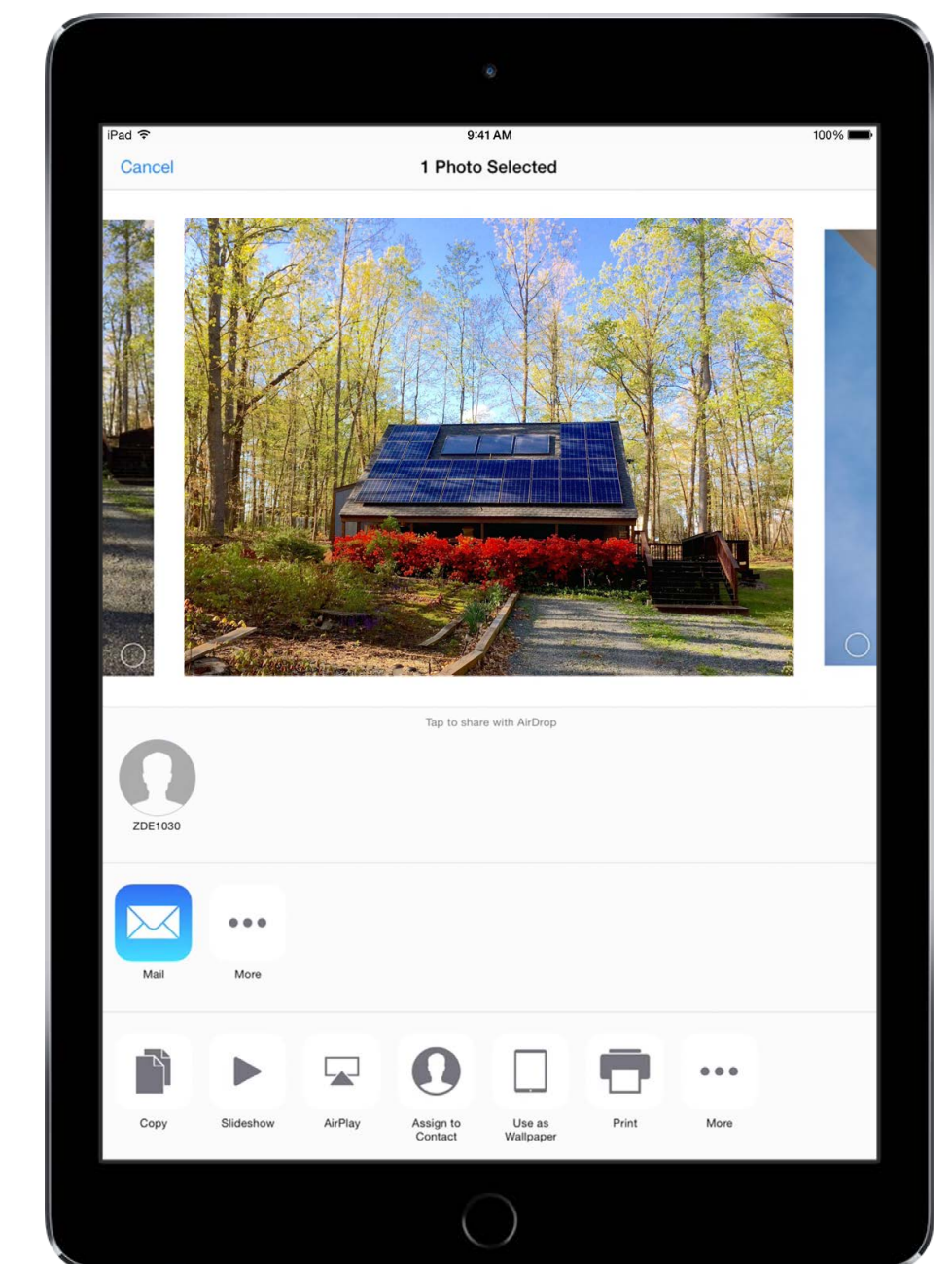
Auto-accept AirDrop applet



Auto-accept AirDrop applet



Auto-accept AirDrop applet



<https://photosautomation.com>

Automator actions for Photos in OS X

Workgroup Image Repository

Off-cloud workgroup sharing

Automating Document Construction

Creative freedom


OS X Automation Technologies

Anything is possible

Automations run as the user

- Command and control applications
 - Application Object Model
 - Application interface
- Access and move data freely
- Create, duplicate, and delete documents
- Mount/unmount volumes
- Access OS and UNIX frameworks

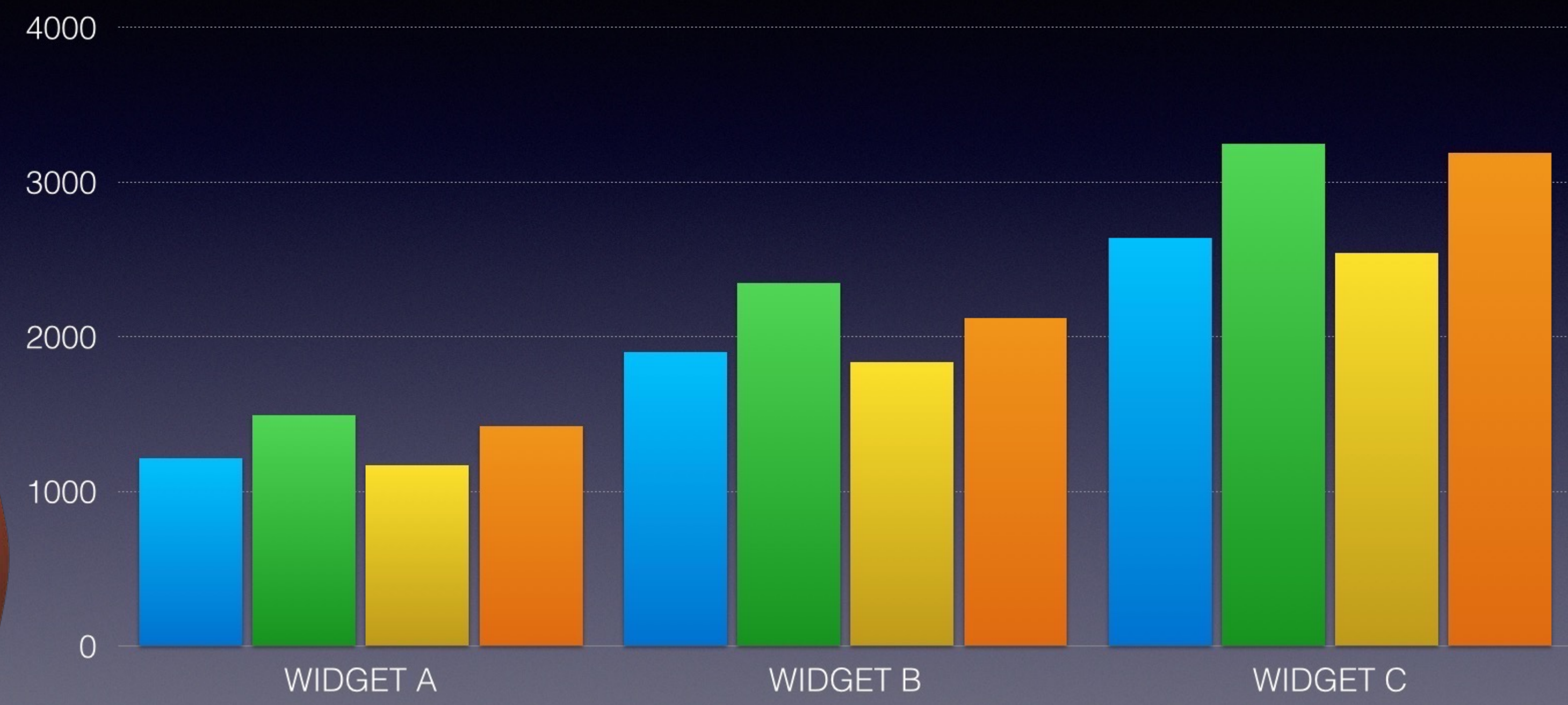




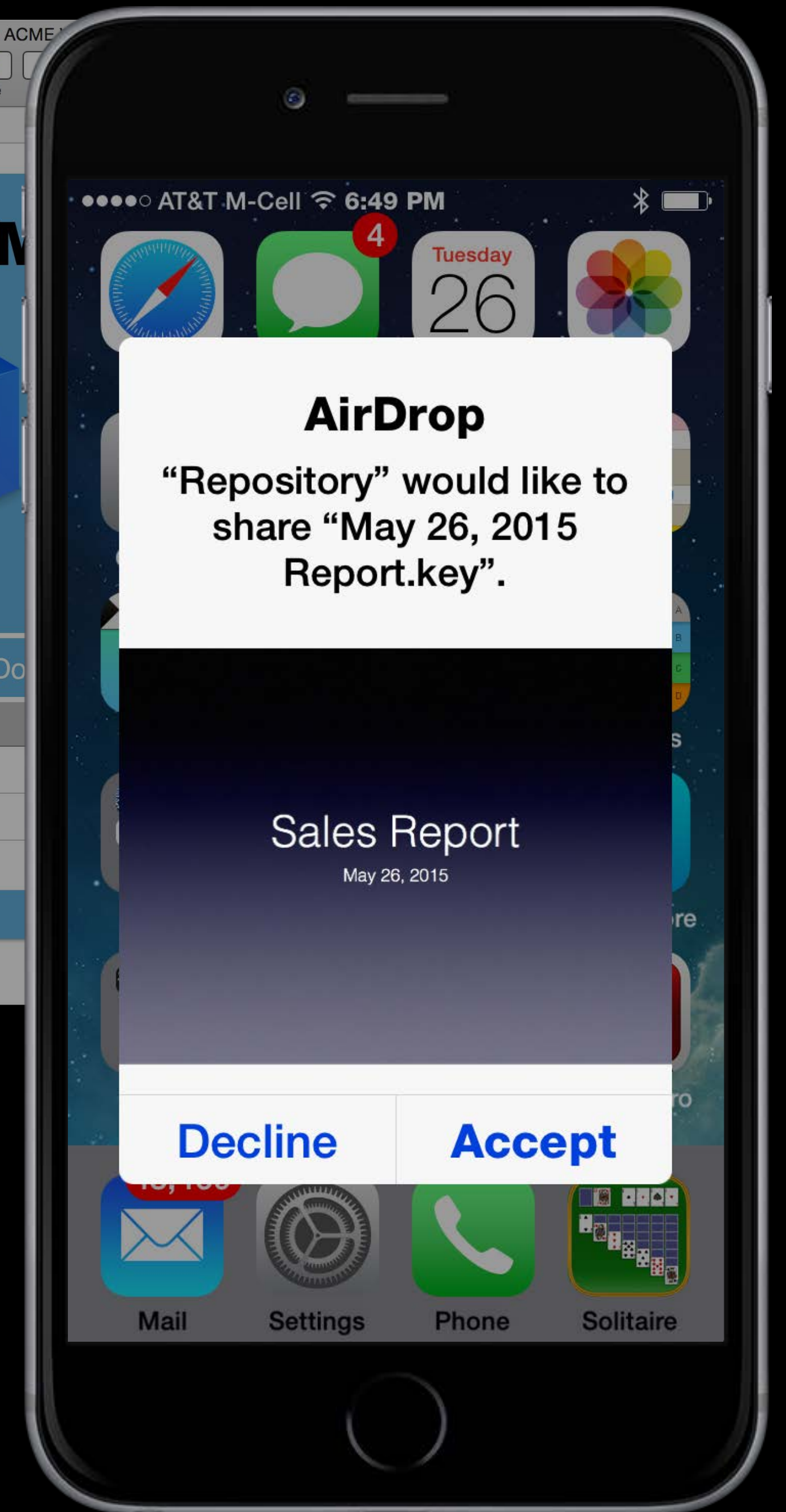
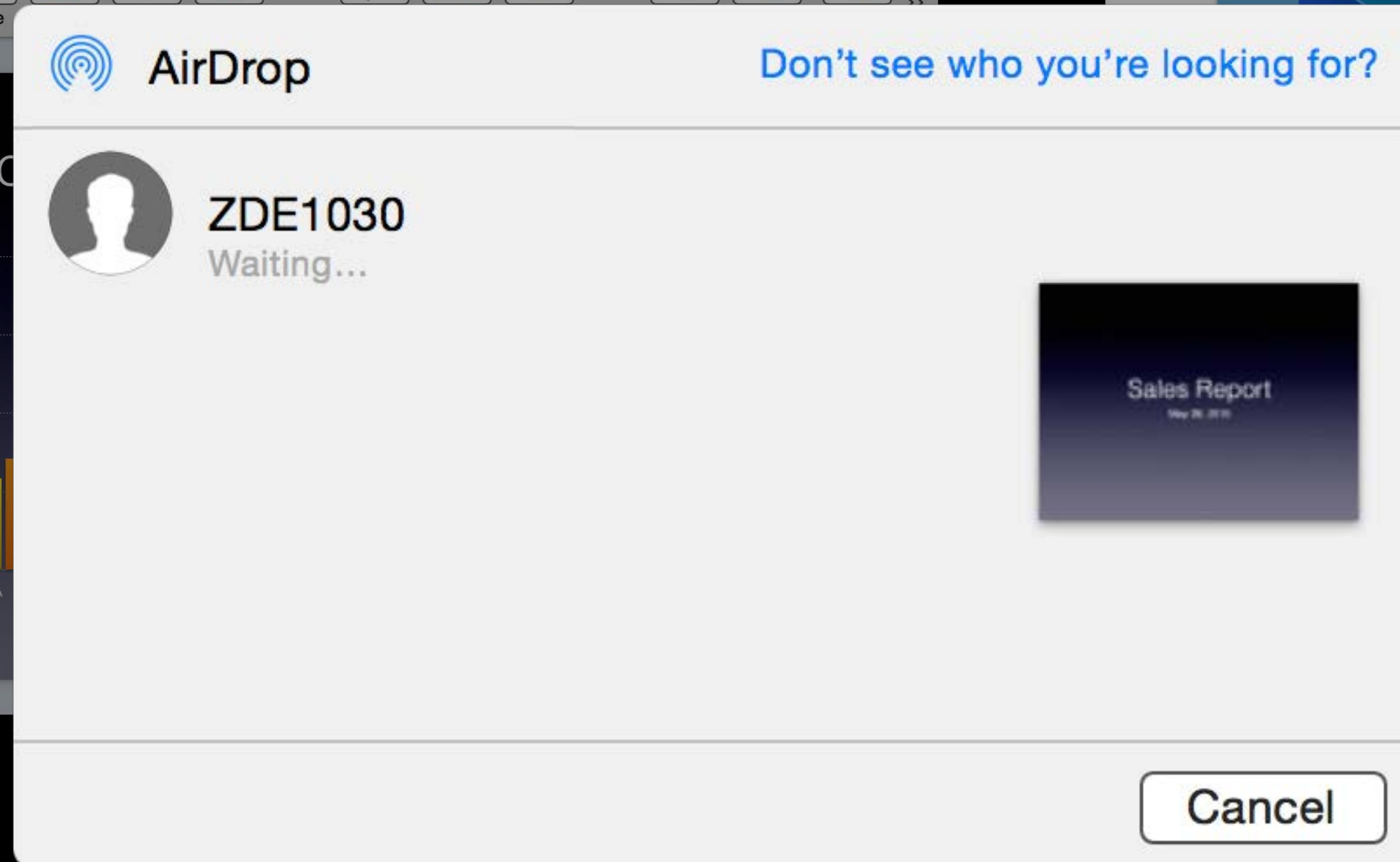
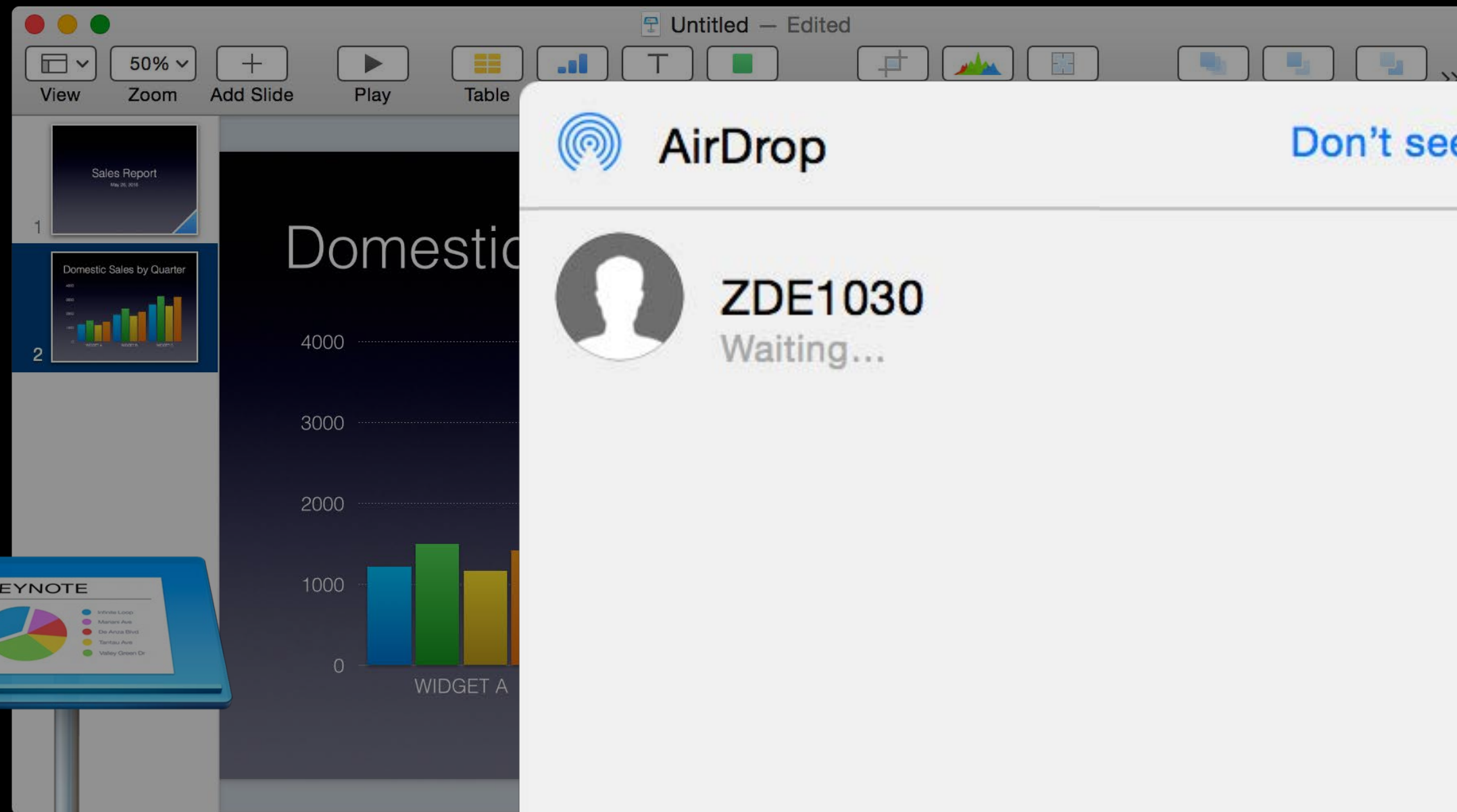


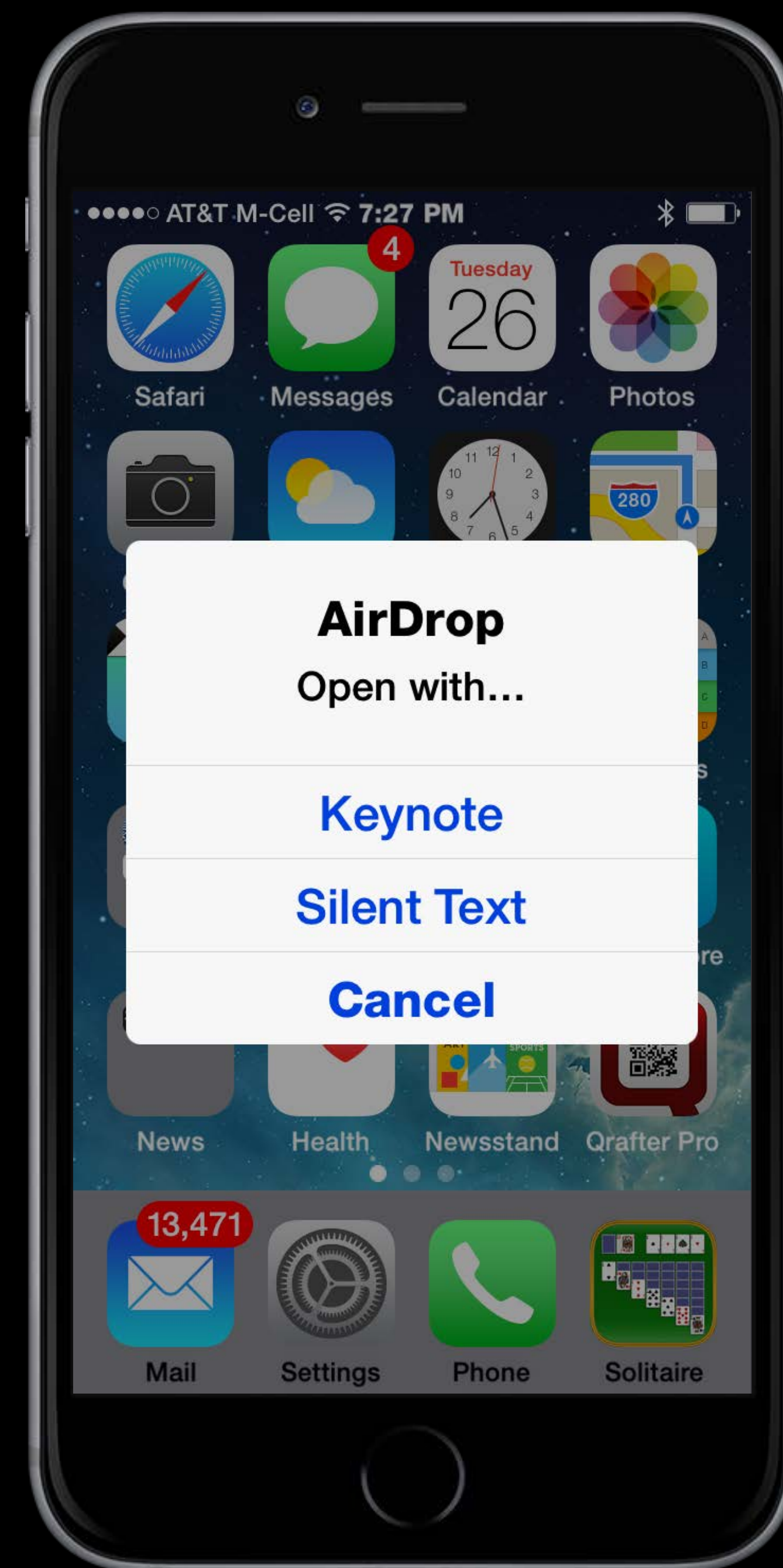


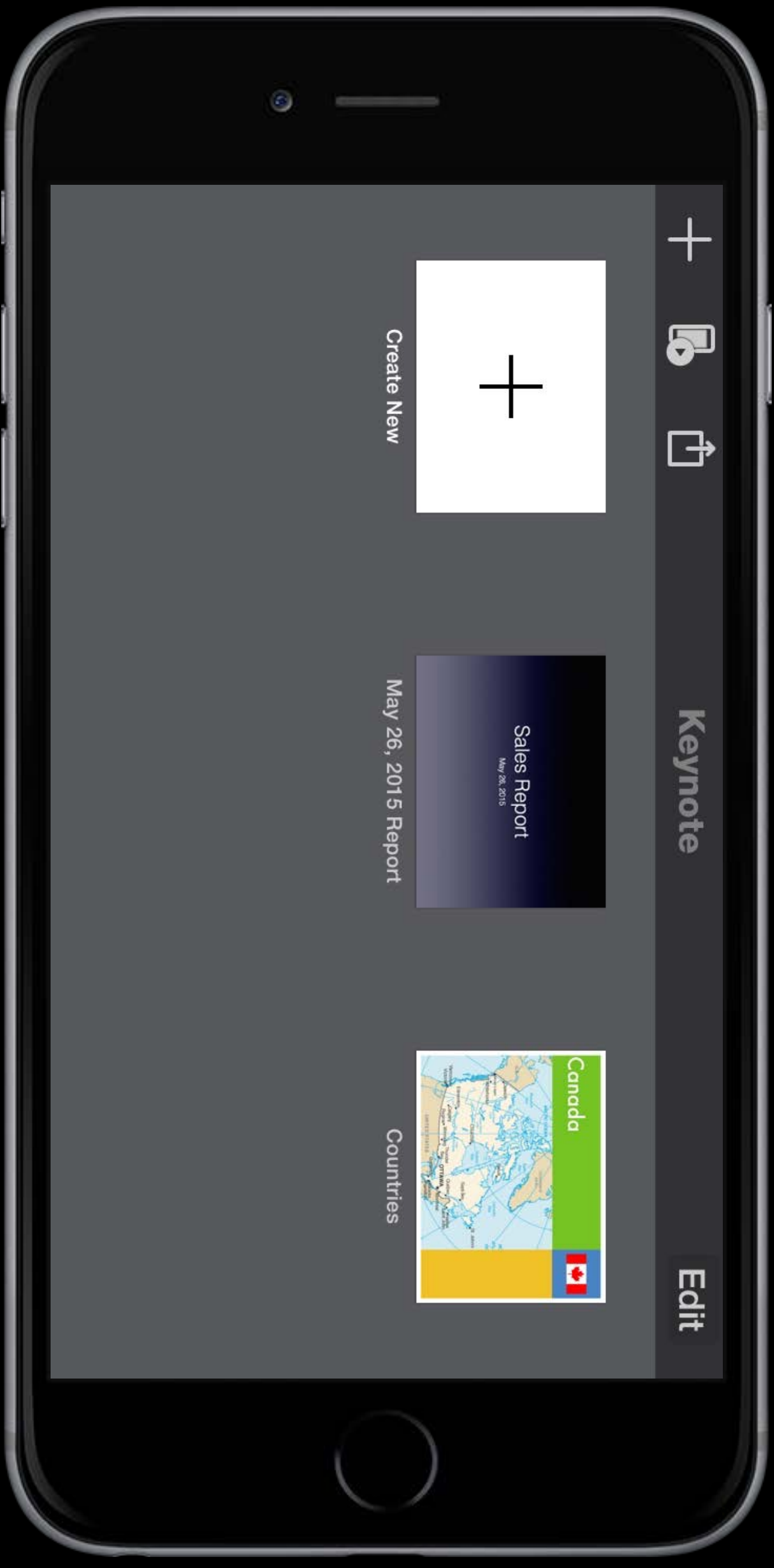
Domestic Sales by Quarter

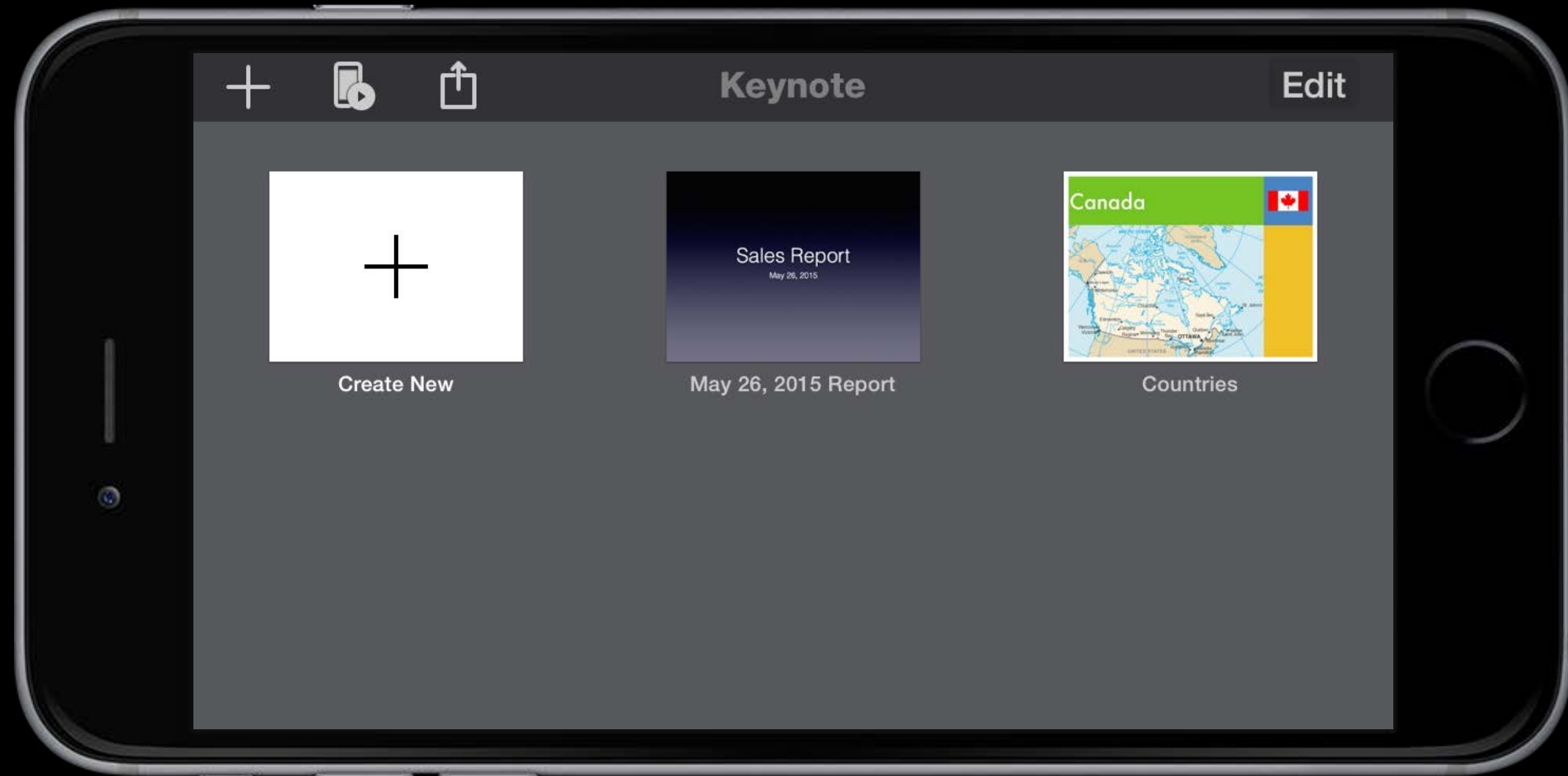






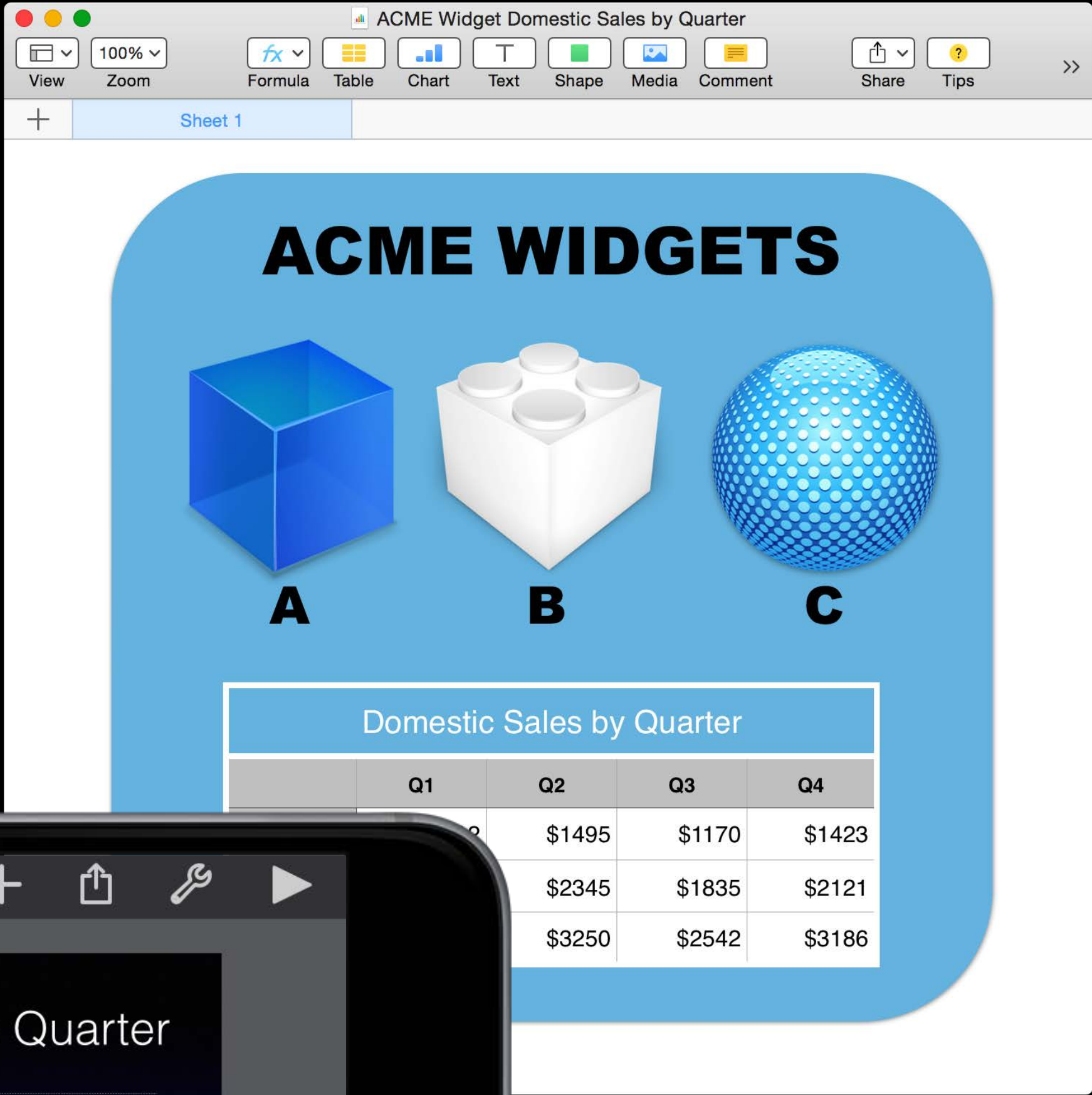


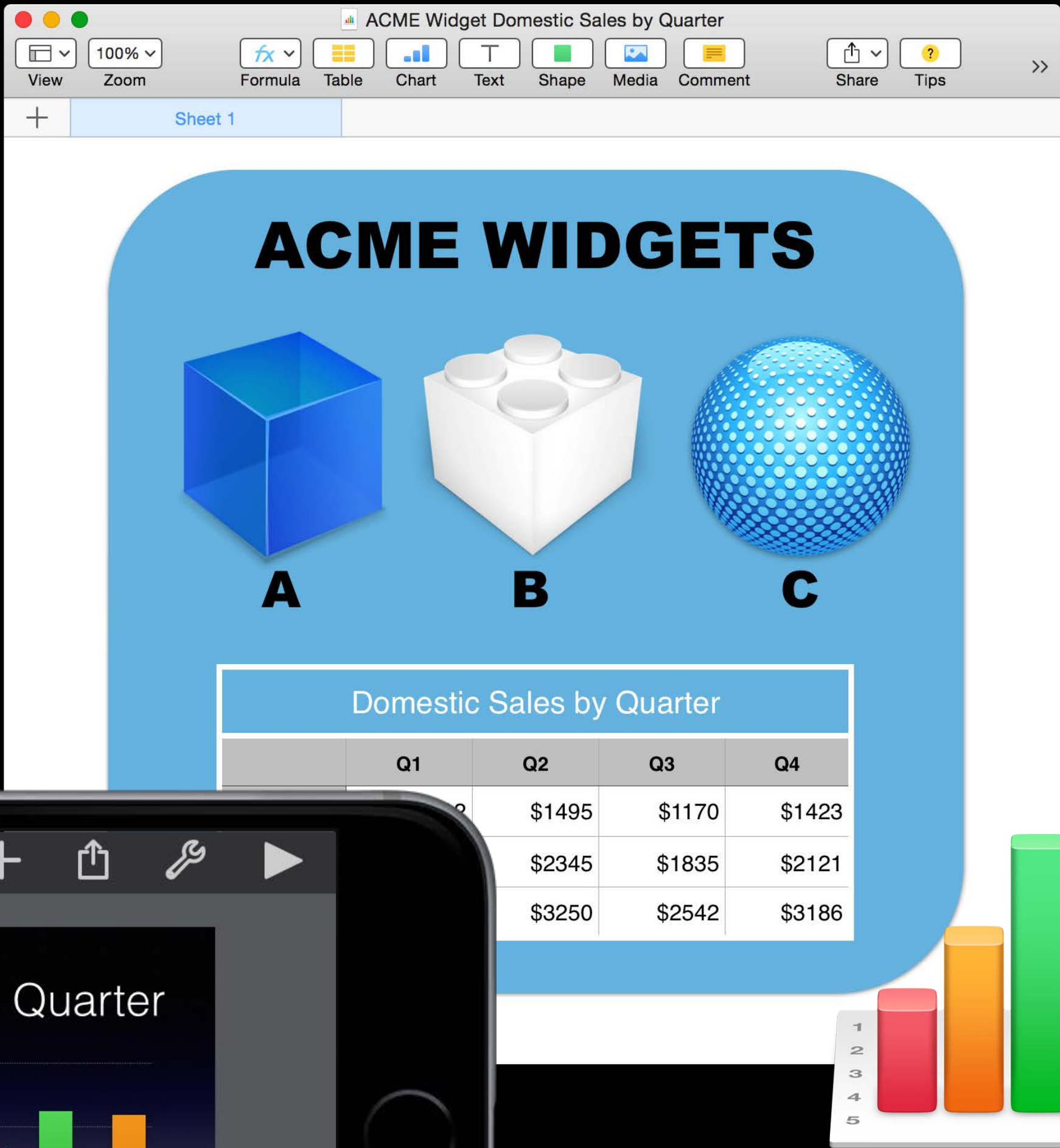












Demo

Automation and document construction

Sal Soghoian

Product Manager Automation Technologies

Automating Document Construction

Anything is possible

OS X provides a complete range of automation technologies

- AppleScript (AppleScriptObjC)
- JavaScript for Automation (JXA)
- Automator
- UNIX CLI

Scriptable applications

- iWork and Photos
- Finder
- FileMaker Pro

<https://iworkautomation.com>

AppleScript and Automator automation for iWork

Automating Document Construction

Creative freedom

Automating the Setup of iOS Devices

Device preparation for the “Accidental Administrator”









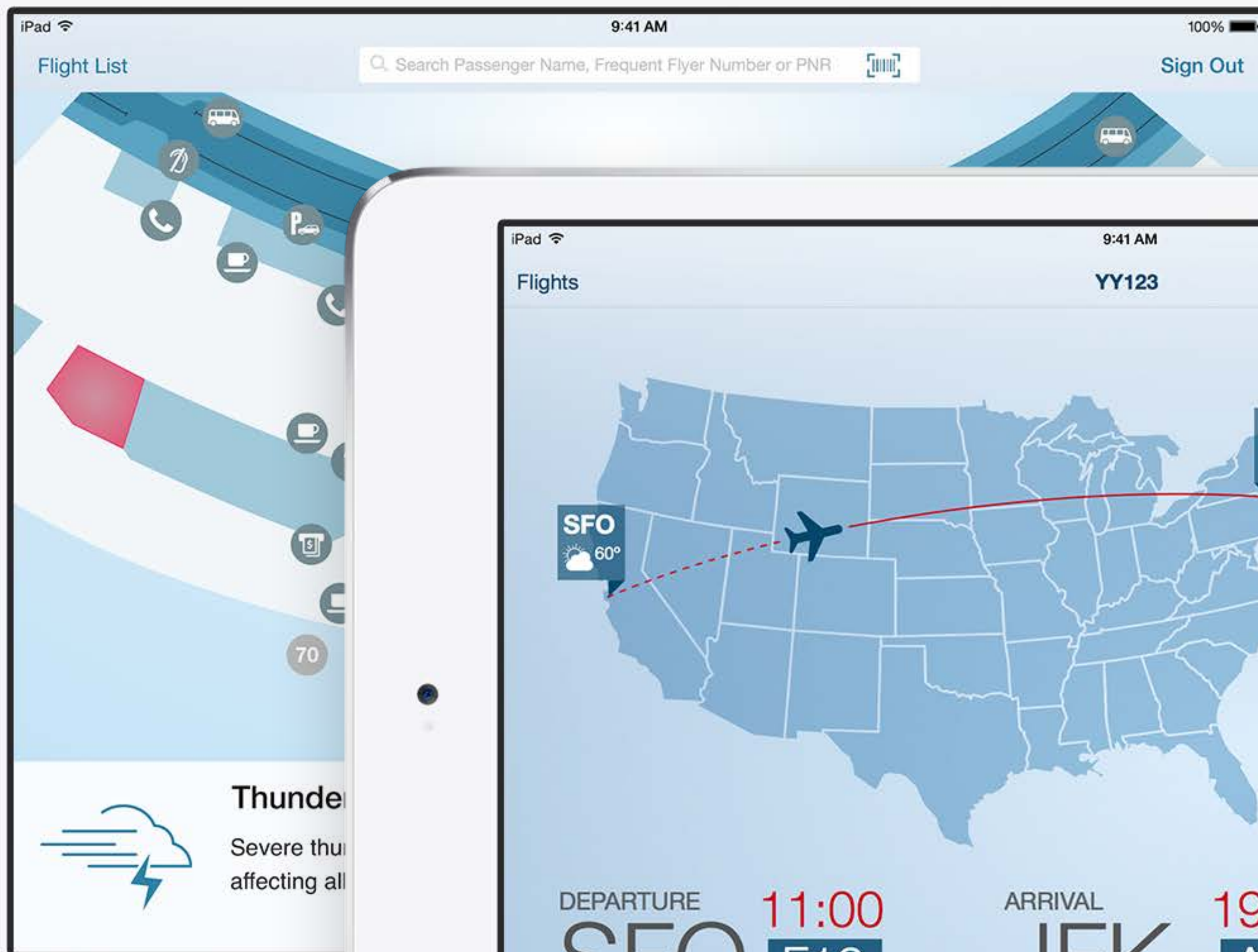


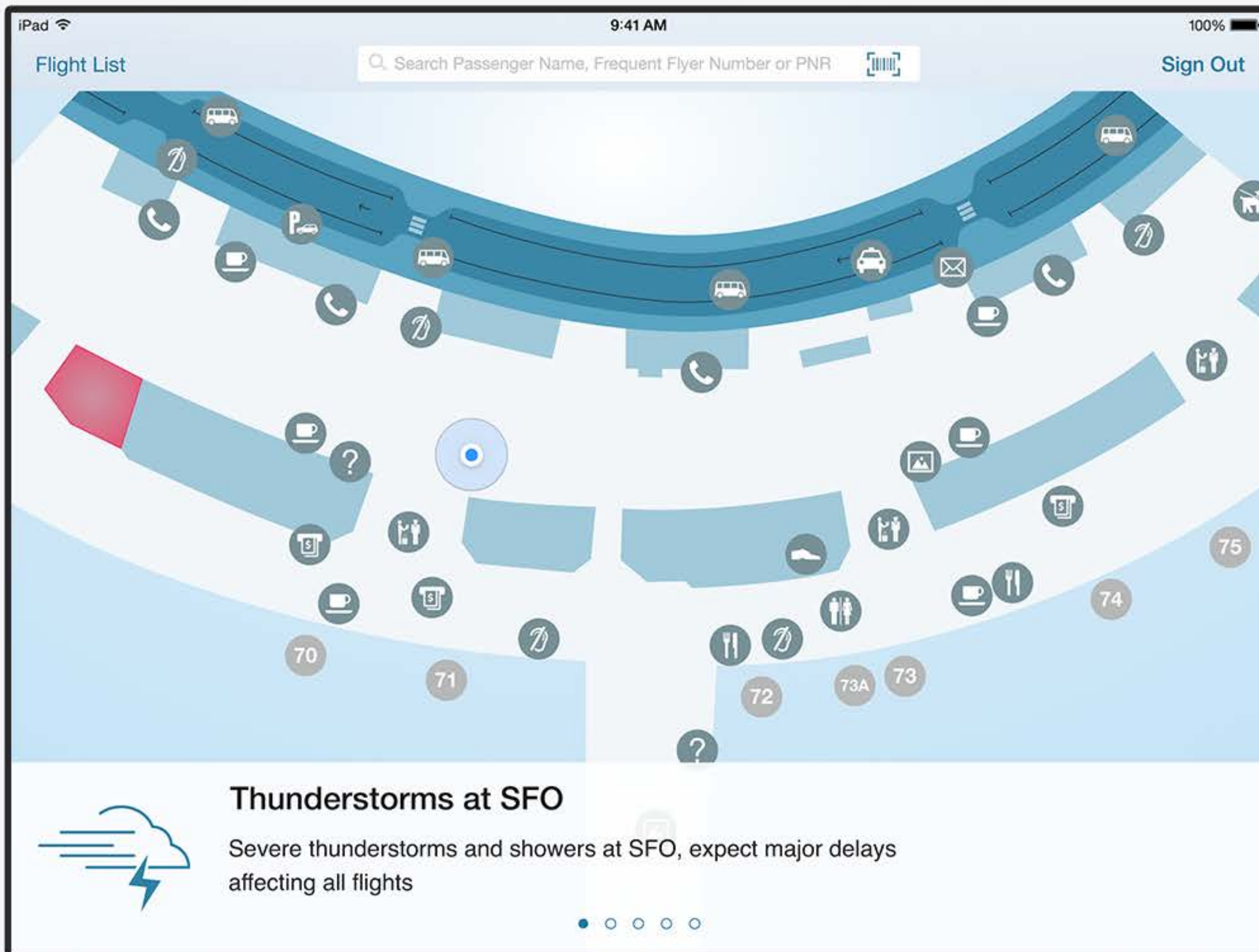
+





Data deployment





DELAYED 120 minutes

DELAYED 110 minutes



Client List

Portfolio

Sign Out

Jon Wiita

Client since 1995

Moderate Risk Profile

PORTFOLIO

Value\$2,332,277.75

ACCOUNTS

Investment Account\$930,206.57

IRA Retirement\$1,401,385.98

Cash Account\$685.20

PERFORMANCE

1M3M6M1Y2Y3Y4Y5Y10Y

COMPARE

☐ S&P 500

☐ Dow Jones

☒ People like me

HOLDING ALERTS

LARGE-CAP COMPANY IDX - Market Event

INTL REALESTATE IDX - News Event

Portfolio

Scenarios

Vault

<div>Request introduction from mutual connection</div> <div>You have 6 current client connections with this lead.</div>	<div>Investigative issue</div> <div>Ask assistant to investigate to determine other follow-up required</div>	Age	Investment Objective	Capital Appre
---	--	-----	----------------------	---------------

100%

Completed

48

mile

Category

All Alerts (25)

Jennifer Martin

\$15-20M

Opportunity Size

HNW

Segment

8

Lead Rating

New Lead

Jennifer Martin, EVP Strategy of ABC Enterprises, holds shares estimated to be worth \$15-20M following IPO and has 6 client connections.

Delegate

Postpone

Act

Recommendations

Create Case Team to prepare proposals

Request introduction from mutual connection

Client List

Portfolio

Sign Out

Jon Wiita

Client since 1995
Moderate Risk Prof

Summary

Asset Allocation

Holdings

PORTFOLIO

Value\$2,33

ACCOUNTS

Investment Account\$93

IRA Retirement\$1,40

Cash Account

Alerts & Approvals

25 All

4 New Business

12 Advice

9 Retention

27 Delegated

48 Completed

Jennifer Martin

\$15-20M

8

HNW

Opportunity Size

Segment

Lead Rating

Kim Kilgo

\$23K

'94

\$12M

Client Assets

Revenue

Account Since

Ian Craigmile

\$80K

\$970

'11

Client Assets

Revenue

Account Since

New Lead

◆◆◆◆◆

Jennifer Martin, EVP Strategy of ABC Enterprises, holds shares estimated to be worth \$15-20M following IPO and has 6 client connections.

Delegate

Postpone

Act

Client Satisfaction Issue

◆◆◆◆◆

The client expressed dissatisfaction on a 11/7 call with call center. Topic: Online Account Access [More info](#)

Delegate

Postpone

Act

New Account Approval

◆◆◆◆◆

USU pending approval for Account #0389-4146-242. (Branch# 005, FA# 001 Submitter ID P03LPV)

Reject

Approve

Recommendations

Create Case Team to prepare proposals

Team-based proposals have been very effective for our firm with clients of this caliber

Request introduction from mutual connection

You have 6 current client connections with this lead.

Recommendations

Call to address client concern

Client concern may likely be addressed by personal advisor contact

Investigative issue

Ask assistant to investigate to determine other follow-up required

Approval Details

Target Account Size

Net Worth

Age

Investment Objective

Capital Appre

All Alerts (25)

Category

Settings

Jennifer Martin

\$15-20M

8

HNW

Opportunity Size

Segment

Lead Rating

New Lead

◆◆◆◆◆

Jennifer Martin, EVP Strategy of ABC Enterprises, holds shares estimated to be worth \$15-20M following IPO and has 6 client connections.

Delegate

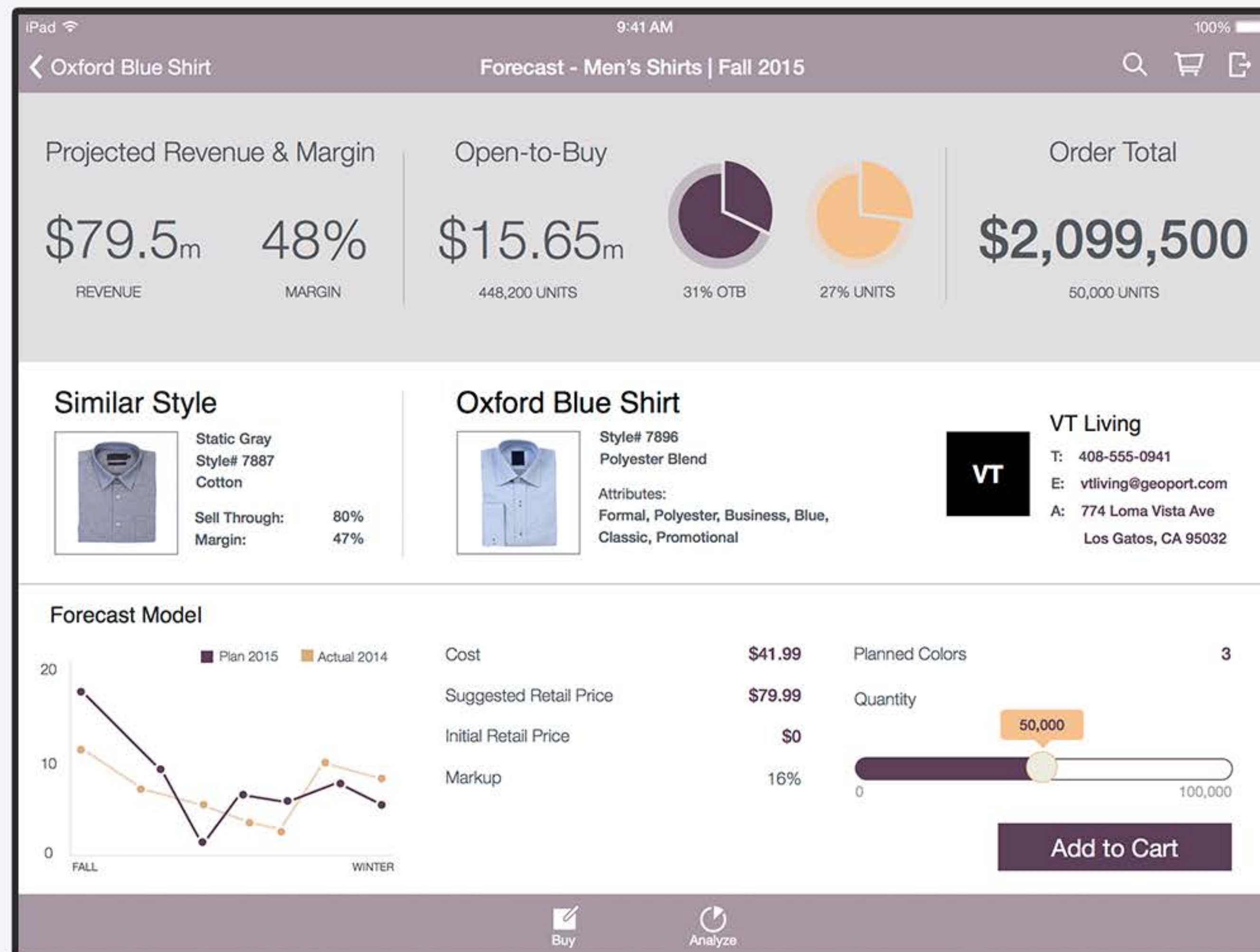
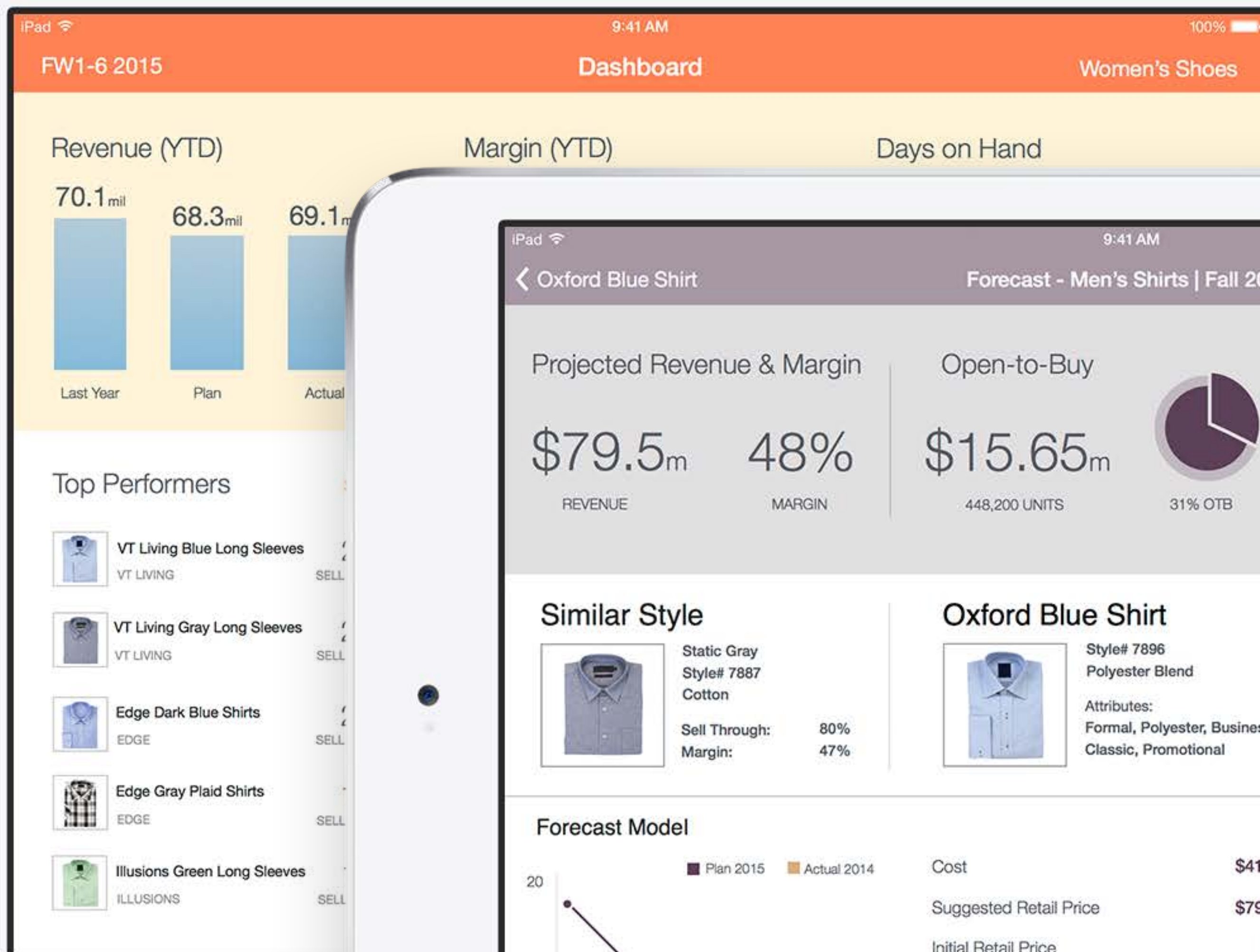
Postpone

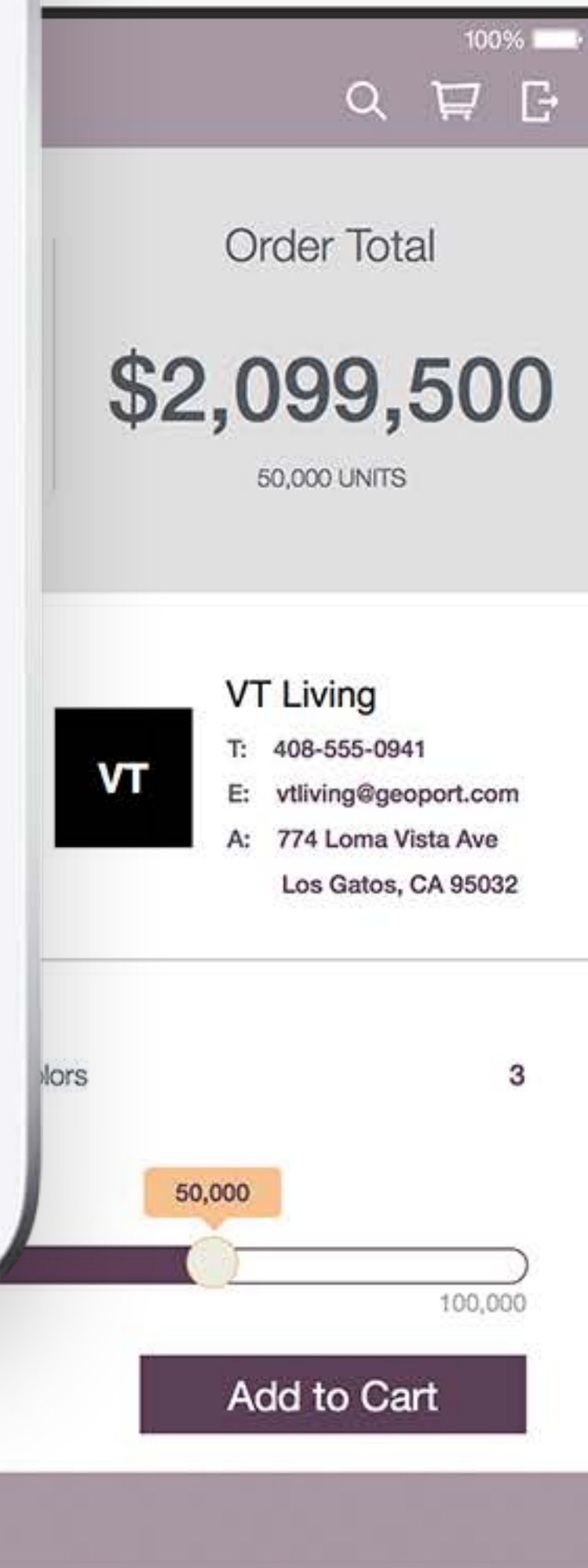
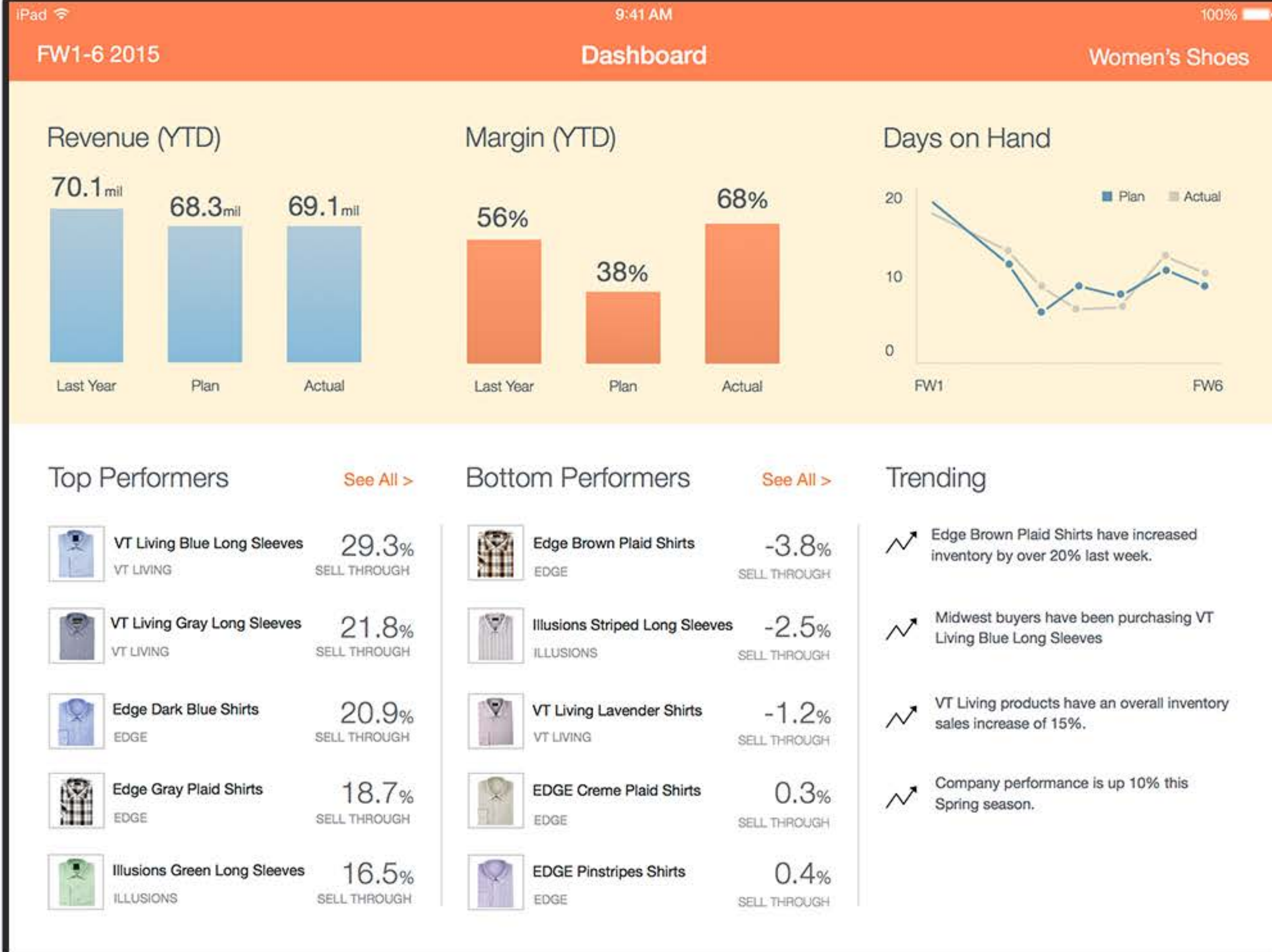
Act

Recommendations

Create Case Team to prepare proposals

Request introduction from mutual connection









Enterprise and iOS



Enterprise and iOS

Device deployment



One-to-One

One-to-One



One-to-One



One-to-One



One-to-One



One-to-One





One-to-One





Shared-Use

Shared-Use





Shared-Use




Shared-Use



Shared-Use






Shared-Use






Shared-Use



Shared-Use




Shared-Use



Shared-Use



Shared-Use



Shared-Use



One-to-One



Shared-Use



One-to-One



Shared-Use



Shared-Use




Shared-Use



Shared-Use




Shared-Use



Shared-Use



Shared-Use



Shared-Use



Device Management

One-to-One

Shared-Use

Device Management

One-to-One

Shared-Use



Device Enrollment Program

Volume Purchase Program

Device Management

One-to-One



Device Enrollment Program
Volume Purchase Program

Shared-Use



Apple Configurator





Apple Configurator









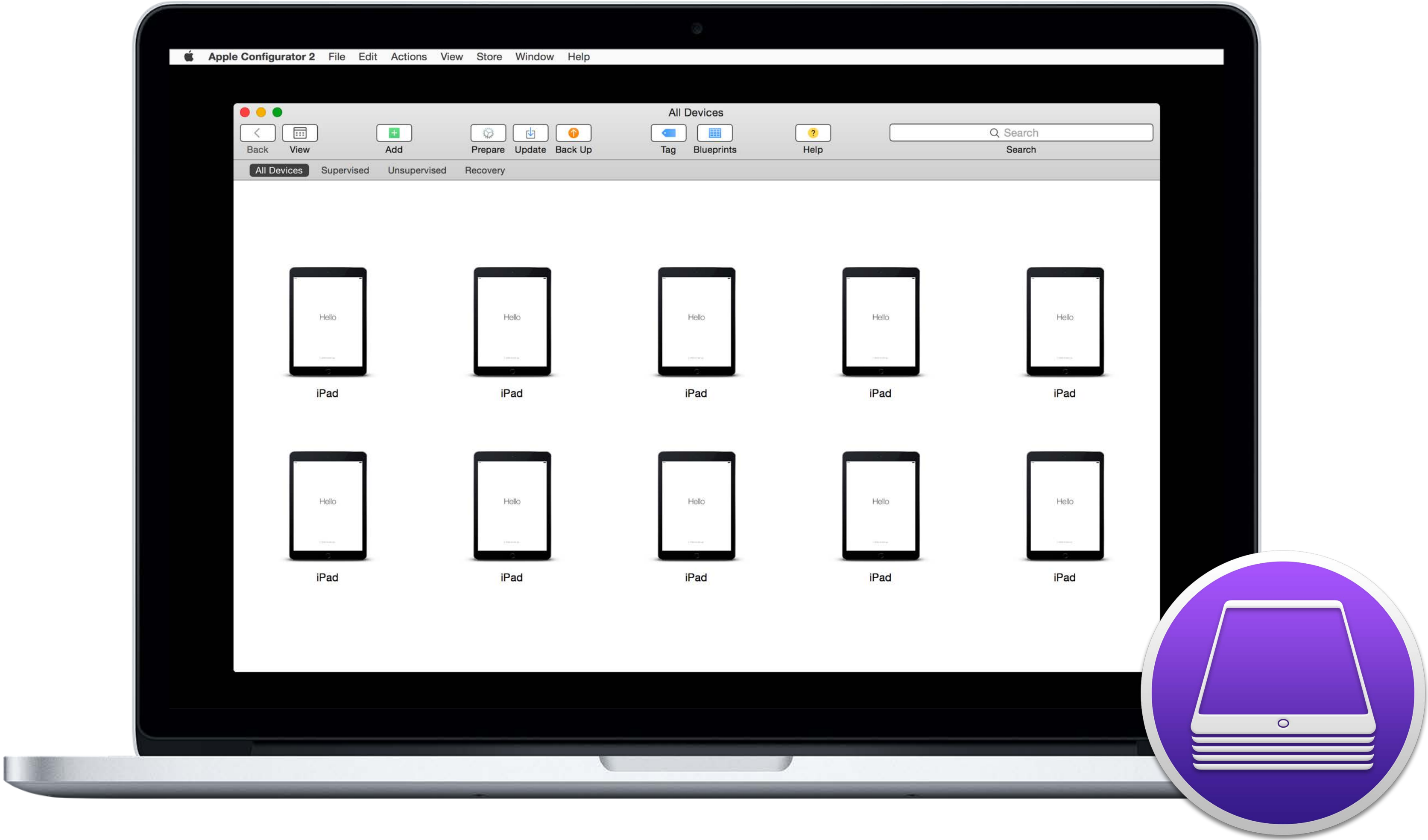


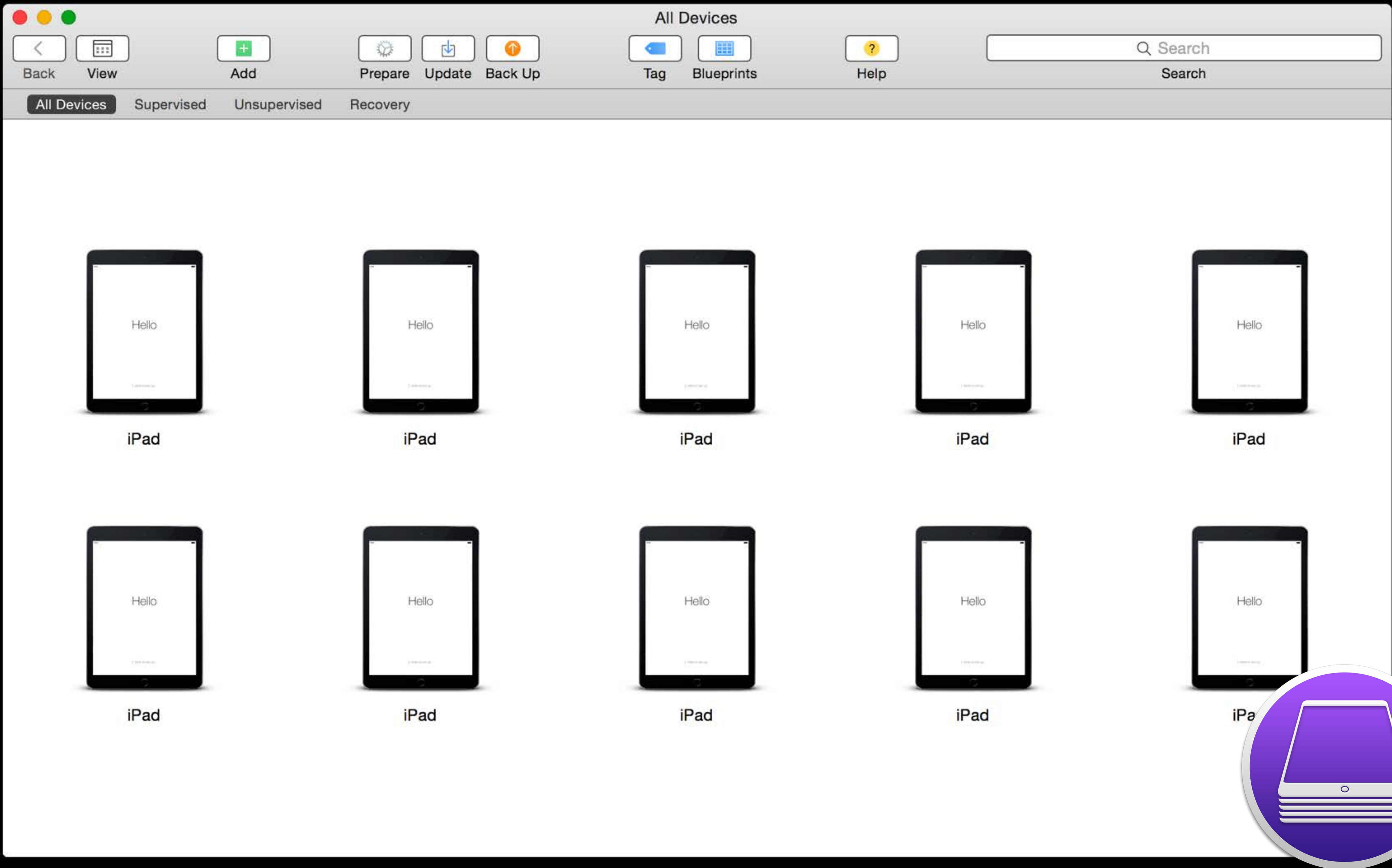
Apple Configurator

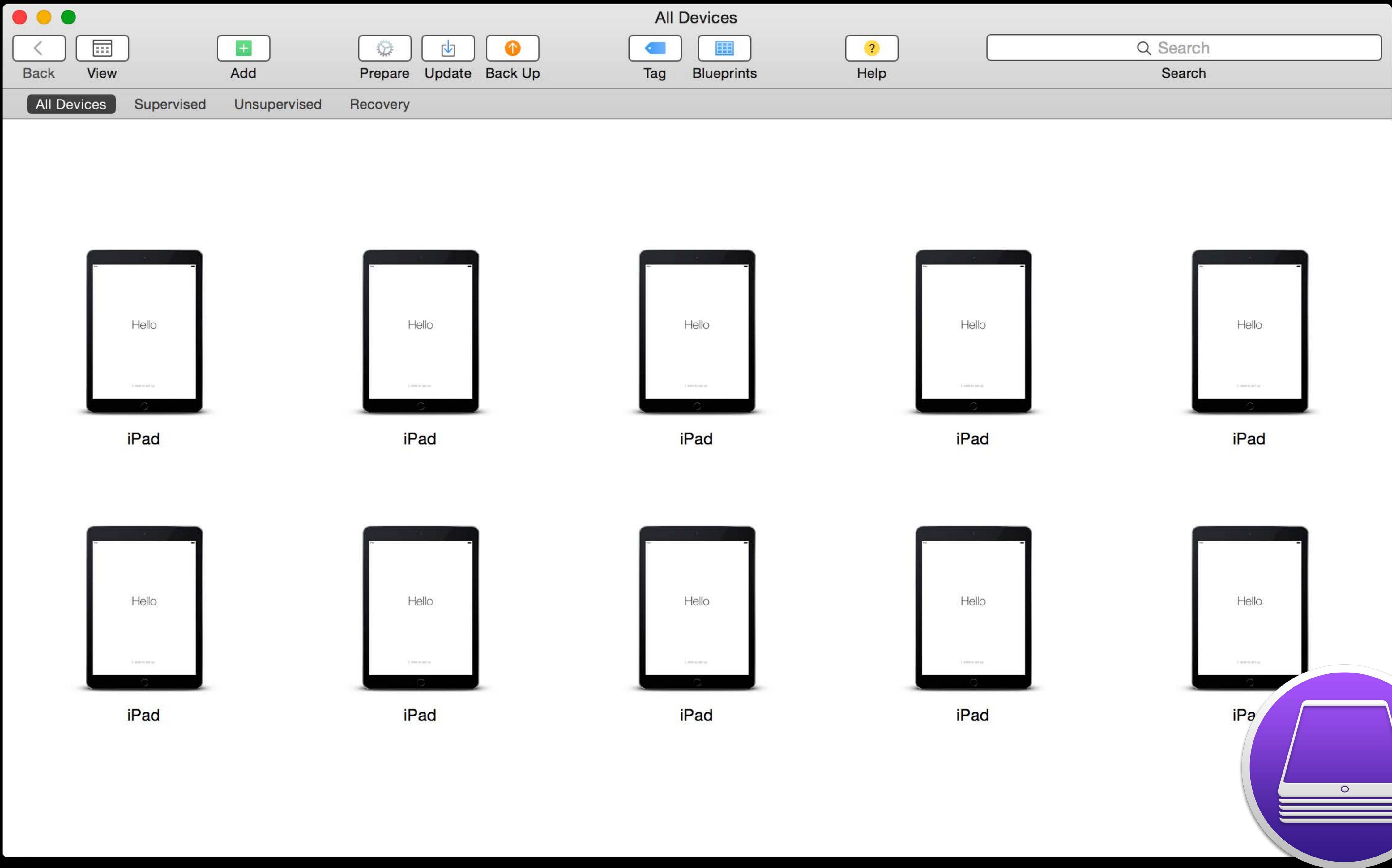


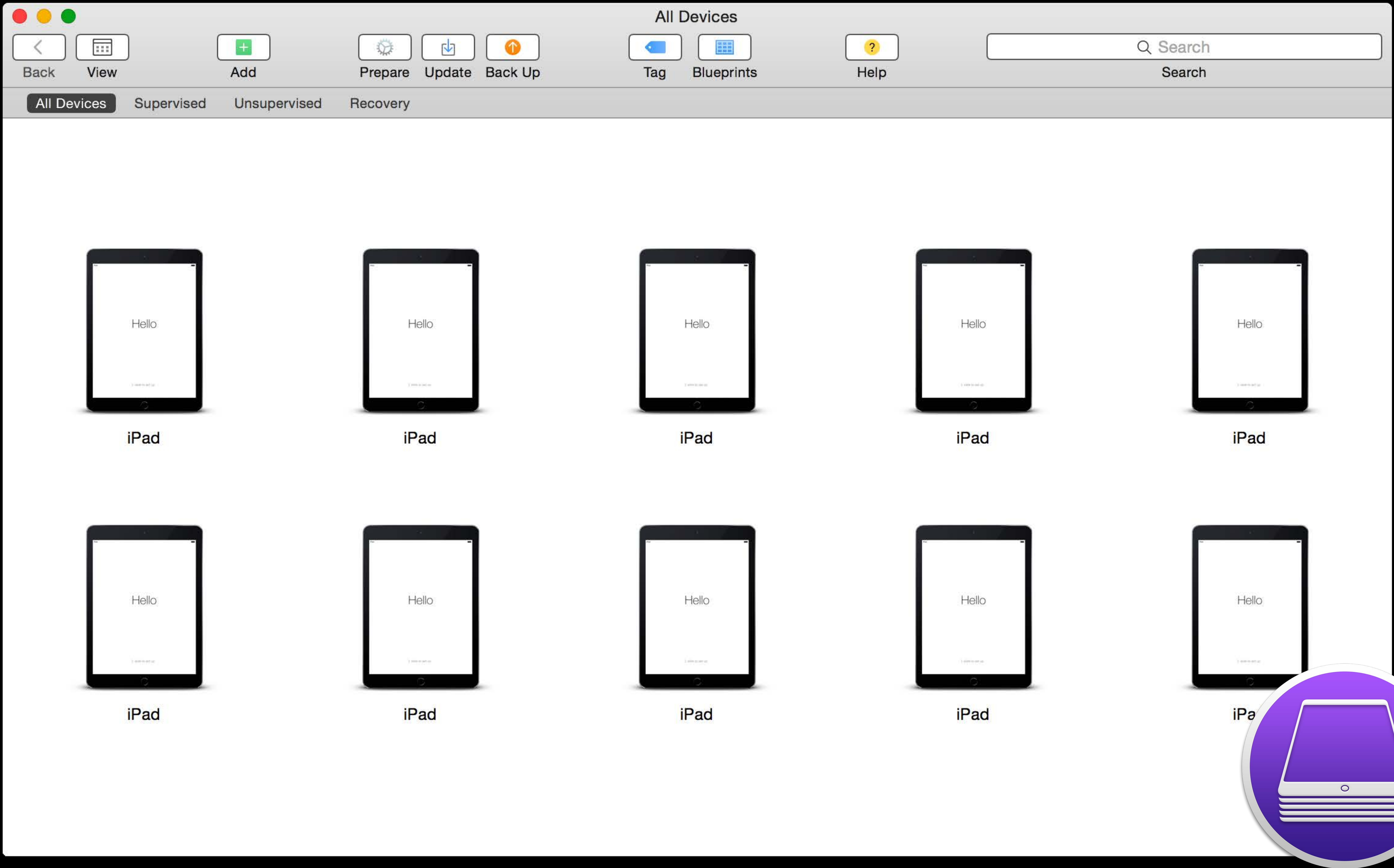
Apple Configurator 2

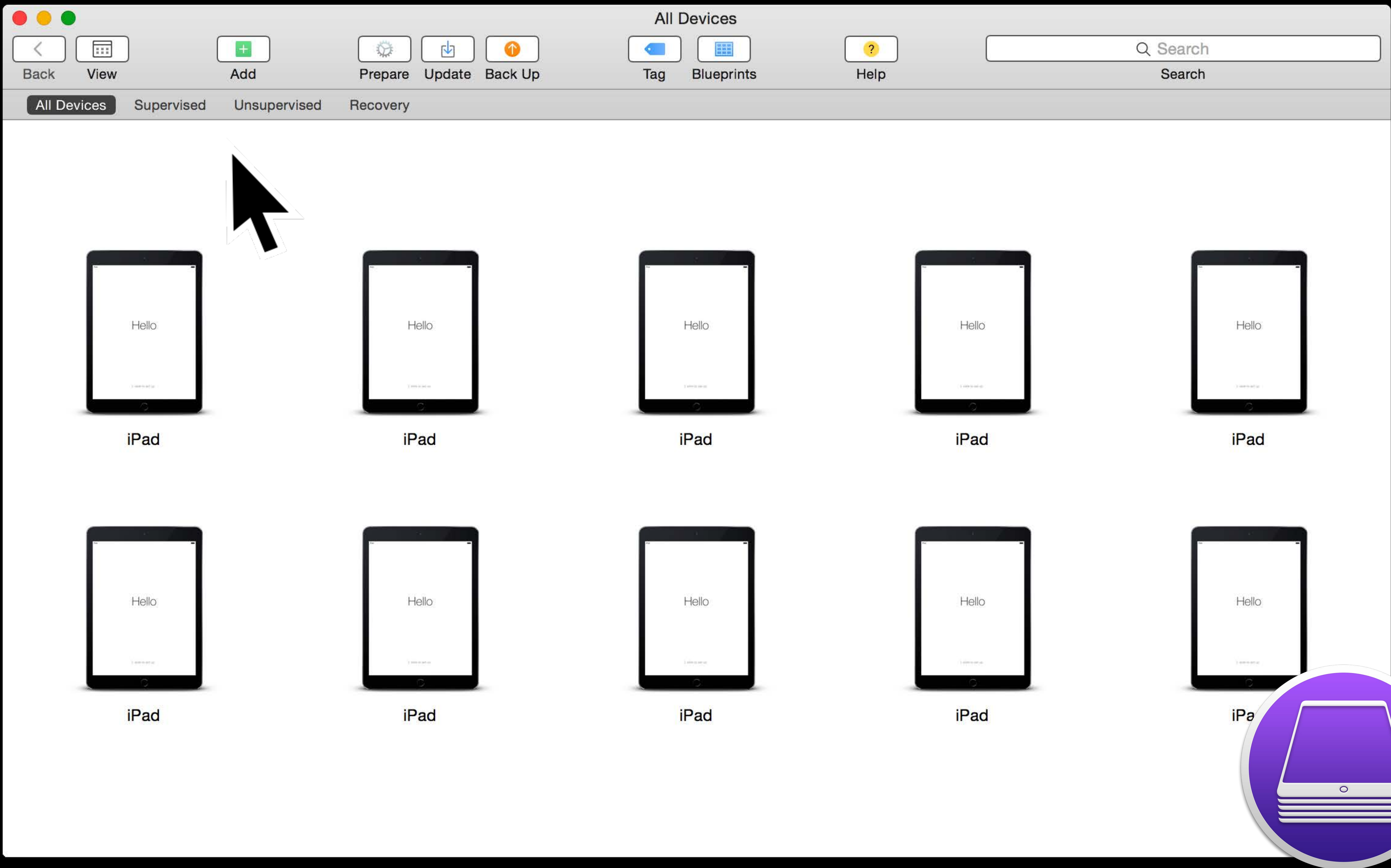












Back

View

Add

Prepare

Update

Back Up

Tag

Blueprints

Help











Search


All Devices

Supervised

Unsupervised

Recovery

	Name	Device Class	Capacity	Serial Number	Product Version	Is Supervised	Slot	Update
	iPad	iPad	63.42 GB	DLXNK6FUG5VW	8.3			0
	iPad	iPad	63.42 GB	DLXNK62KG5VW	8.3			0
	iPad	iPad	63.42 GB	DLXNK6DMG5VW	8.3			0
	iPad	iPad	63.42 GB	DLXNK5V3G5VW	8.3			0
	iPad	iPad	63.42 GB	DLXNK5Z1G5VW	8.3			0
	iPad	iPad	63.42 GB	DLXNK0F4G5VW	8.3			0
	iPad	iPad	63.42 GB	DLXNJGGMG5VW	8.3			0
	iPad	iPad	63.42 GB	DLXNK6EVG5VW	8.3			0
	iPad	iPad	63.42 GB	DLXNJGLPG5VW	8.3			0
	iPad	iPad	63.42 GB	DLXNJGK9G5VW	8.3			0



Back

View

Add

Prepare

Update

Back Up

Tag

Blueprints

Help











Search


All Devices

Supervised

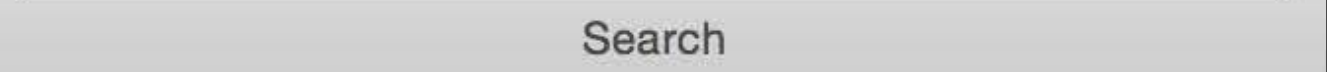
Unsupervised

Recovery


Name	Device Class	Capacity	Serial Number	Product Version	Is Supervised	Slot	Update
 iPad	iPad	63.42 GB	DLXNK6FUG5VW	8.3			<div>0</div>
 iPad	iPad	63.42 GB	DLXNK62KG5VW	8.3			<div>0</div>
 iPad	iPad	63.42 GB	DLXNK6DMG5VW	8.3			<div>0</div>
 iPad	iPad	63.42 GB	DLXNK5V3G5VW	8.3			<div>0</div>
 iPad	iPad	63.42 GB	DLXNK5Z1G5VW	8.3			<div>0</div>
 iPad	iPad	63.42 GB	DLXNK0F4G5VW	8.3			<div>0</div>
 iPad	iPad	63.42 GB	DLXNJGGMG5VW	8.3			<div>0</div>
 iPad	iPad	63.42 GB	DLXNK6EVG5VW	8.3			<div>0</div>
 iPad	iPad	63.42 GB	DLXNJGLPG5VW	8.3			<div>0</div>
 iPad	iPad	63.42 GB	DLXNJGK9G5VW	8.3			<div>0</div>





 Console

About

Model	iPad Air 2
Capacity	55.86 GB
State	Booted
Battery	100% 

Tech Info

iOS Version	8.3 (12F69)
Serial Number	DLXNK6FUG5VW
UDID	782D8D7D8C01B4AD9...F9F457479A384B4868
ECID	0xB498C20090826
Wi-Fi Address	78:7E:61:CA:13:90
Bluetooth Address	78:7E:61:CA:13:AE
Latest Backup	Never

☐ **Encrypt local backup**
Backs up account passwords.

Change Password...

Usage



55.51 GB Available



Back

View

Add

Prepare

Update

Back Up

Tag

Blueprints

Help

Search

Info

Apps

Profiles

Console

Prepare iOS devices

Apple Configurator can prepare your devices by supervising them, enrolling them in an MDM server, or configuring which panes will be skipped in the setup assistant before reaching the home screen.

Configuration: Manual

?

Cancel

Previous

Next

9F457479A384B4868

Usage

55.51 GB Available

Back

View

Add

Prepare

Update

Back Up

Tag

Blueprints

Help

Search

Info

Apps

Profiles

Console

Enroll in MDM Server

An MDM server allows you to manage enrolled devices remotely over the air. If you have an MDM server, enter its enrollment URL below. Once the device has been prepared, it will be enrolled with your MDM server and further management of the device can be done using the MDM server console.

Server:

Do not enroll in MDM

?

Cancel

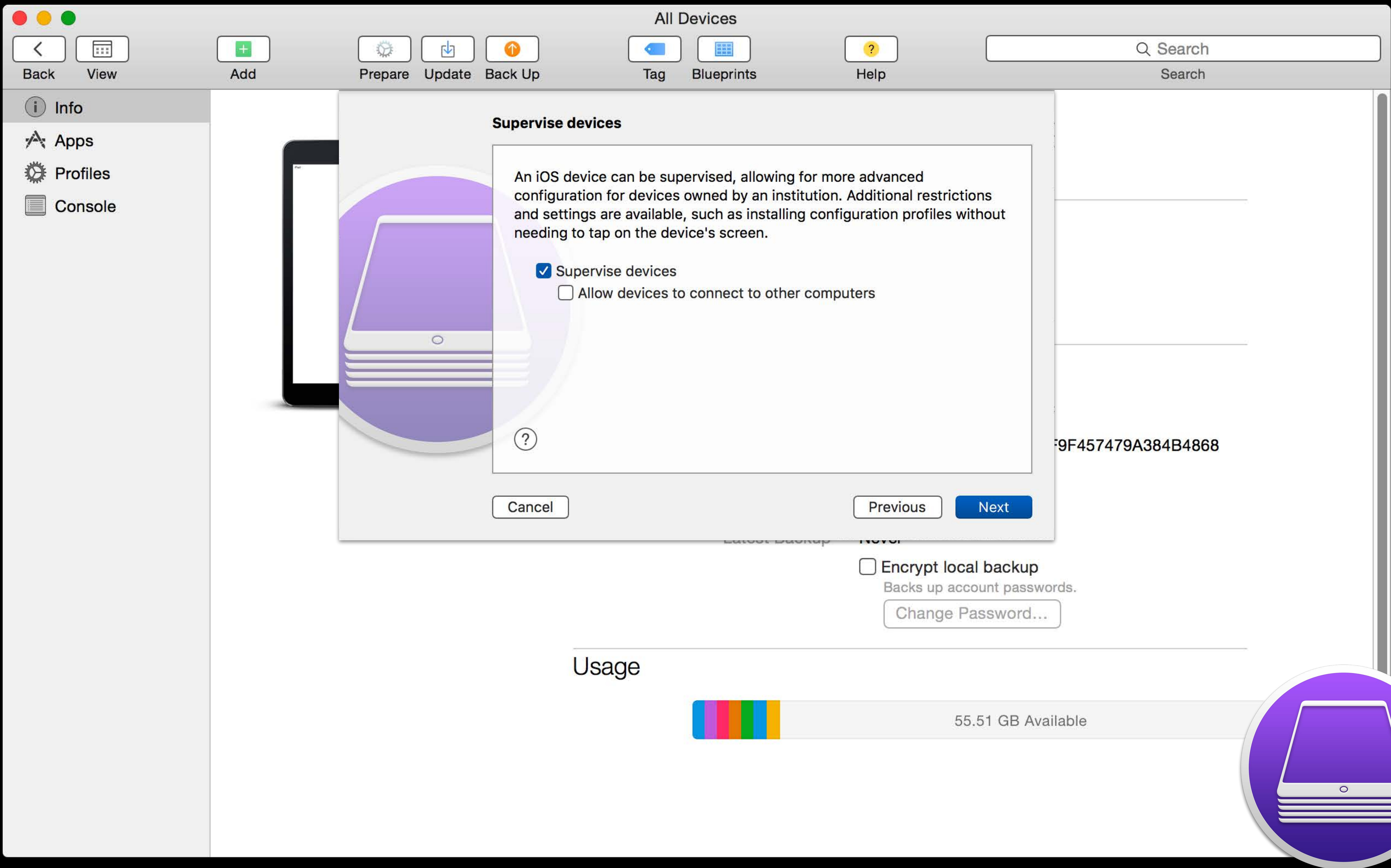
Previous

Next

9F457479A384B4868

Usage

55.51 GB Available



Back

View

Add

Prepare

Update

Back Up

Tag

Blueprints

Help

Search

Info

Apps

Profiles

Console

All Devices

Assign to Organization

The name, address, and phone number you provide for an organization appears in Settings > General > About on a supervised device. This information is mandatory for supervised devices and cannot be changed once the device has been prepared.

Organization: Woodbury Middle School

?

Cancel

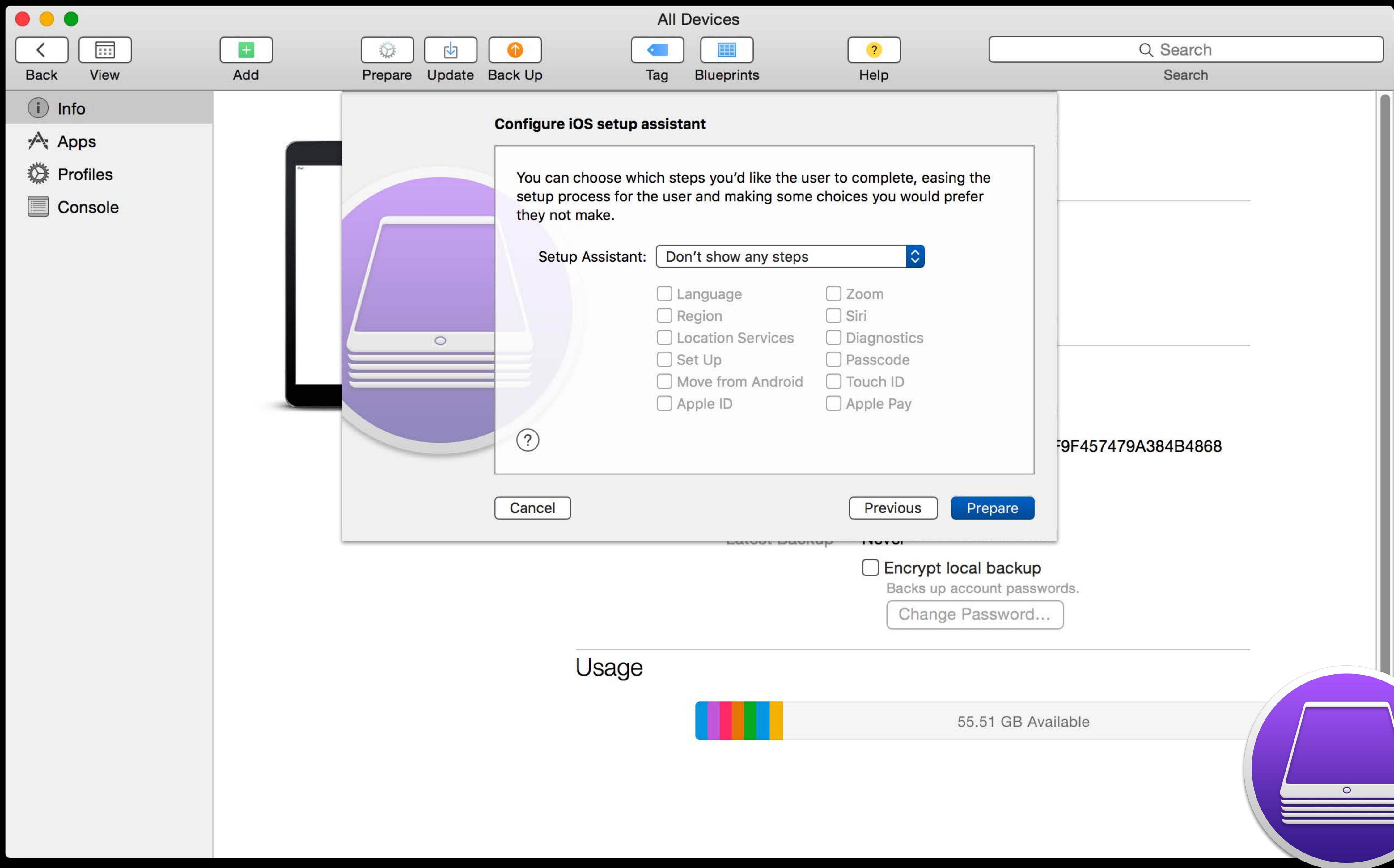
Previous

Next


9F457479A384B4868


Usage


55.51 GB Available













“Accidental Administrators”



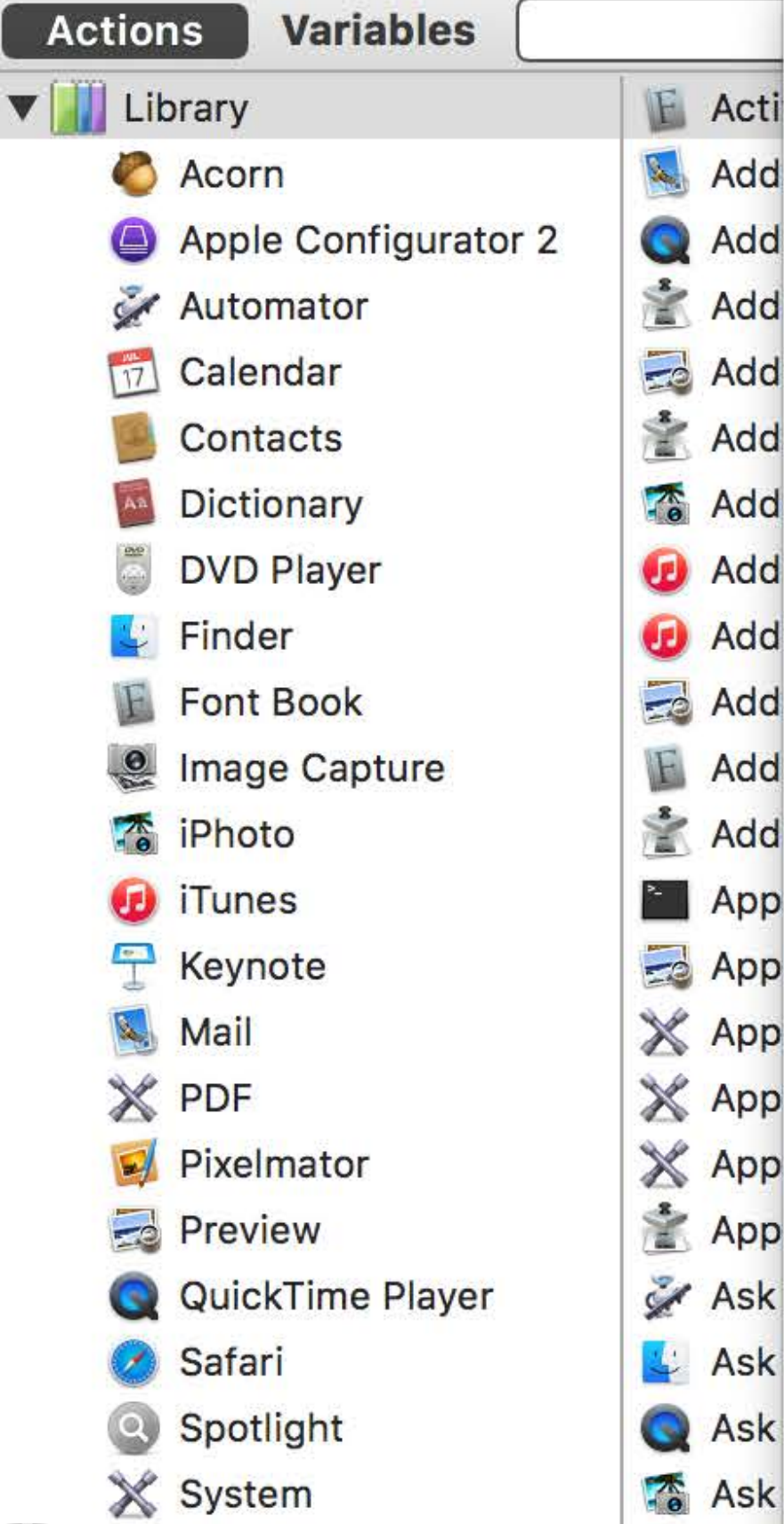






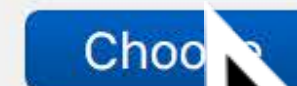


The screenshot shows the macOS Automator application interface. At the top, the title bar reads "Untitled 4". Below the title bar are icons for "Library" and "Media", and a row of control buttons: "Record", "Step", "Stop", and "Run". The main window is divided into three panes. The left pane, titled "Actions", contains a "Library" section with a list of system applications and services, including Acorn, Apple Configurator 2, Automator, Calendar, Contacts, Dictionary, DVD Player, Finder, Font Book, Image Capture, iPhoto, iTunes, Keynote, Mail, PDF, Pixelmator, Preview, QuickTime Player, Safari, Spotlight, and System. The right pane, titled "Choose a type for your document:", displays eight document types: Workflow (with a WFLOW icon), Application, Service, Print Plugin, Folder Action, Calendar Alarm, Image Capture Plugin, and Dictation Command. The "Workflow" option is selected, and a description box below it states: "Workflow Workflows can be run from within Automator." At the bottom of the dialog are three buttons: "Open an Existing Document...", "Close", and "Choose".



Workflow

Workflows can be run from within Automator.



Actions	Variables	Q Name
▼ Library	Activate Fonts	
Acorn	Add Attachment...Front Message	
Apple Configurator 2	Add Color Profile	
Automator	Add Configuration Profiles	
Calendar	Add Grid to PDF Documents	
Contacts	Add Packages a...st-Install Scripts	
Dictionary	Add Photos to Album	
DVD Player	Add Songs to iPod	
Finder	Add Songs to Playlist	
Font Book	Add Thumbnail I...n to Image Files	
Image Capture	Add to Font Library	
iPhoto	Add User Account	
iTunes	Apple Versioning Tool	
Keynote	Apply ColorSync Profile to Images	
Mail	Apply Quartz C...ter to Image Files	
PDF	Apply Quartz Fil...PDF Documents	
Pixelmator	Apply SQL	
Preview	Apply System C...uration Settings	
QuickTime Player	Ask for Confirmation	
Safari	Ask for Finder Items	
Spotlight	Ask for Movies	
System	Ask for Photos	

Activate Fonts

This action activates the fonts passed from the previous action.

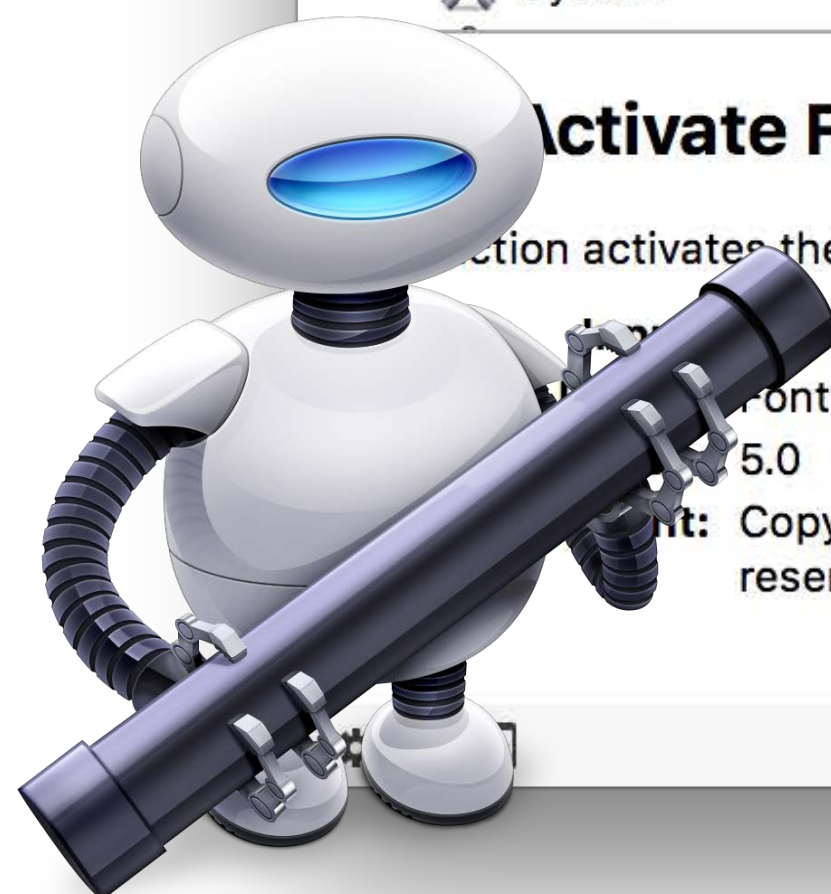
Book typeface

Font Book typeface

5.0

Copyright © 2004–2015 by Apple Inc. All rights reserved.

Drag actions or files here to build your workflow.



Actions

Variables

Q

Name

▼ Library

Acorn

Apple Configurator 2

Automator

Calendar

Contacts

Dictionary

DVD Player

Finder

Font Book

Image Capture

iPhoto

iTunes

Keynote

Mail

PDF

Pixelmator

Preview

QuickTime Player

Safari

Spotlight

System

Activate Fonts

Add Attachment...Front Message

Add Color Profile

Add Configuration Profiles

Add Grid to PDF Documents

Add Packages a...st-Install Scripts

Add Photos to Album

Add Songs to iPod

Add Songs to Playlist

Add Thumbnail I...n to Image Files

Add to Font Library

Add User Account

Apple Versioning Tool

Apply ColorSync Profile to Images

Apply Quartz C...ter to Image Files

Apply Quartz Fil...PDF Documents

Apply SQL

Apply System C...uration Settings

Ask for Confirmation

Ask for Finder Items

Ask for Movies

Ask for Photos

Activate Fonts

This action activates the fonts passed from the previous action.

Font typeface
Font Book typeface
5.0

Copyright © 2004–2015 by Apple Inc. All rights reserved.

Drag actions or files here to build your workflow.



LibraryMedia

RecordStepStopRun

Untitled 4

ActionsVariables

Q Name

Library

Acorn

Apple Configurator 2

Automator

Calendar

Contacts

Dictionary

DVD Player

Finder

Font Book

Image Capture

iPhoto

iTunes

Keynote

Mail

PDF

Pixelmator

Preview

QuickTime Player

Safari

Spotlight

System

Choose Connected Devices

Copy Documents to Devices

Erase Devices

Get Connected Devices

Install Applications on Devices

Install Profiles on Devices

Install Workbooks on Devices

New Properties Table for Devices

Prepare Devices

Rename Devices

Restore Devices

Drag actions or files here to build your workflow.

Get Connected Devices

ction returns a list of ECID identifiers to the iOS devices
ected to this computer.

his action takes no input

There are
specific t

Result: (Text) EC

Version: 1.0

Website: <https://ma>

A small, white, stylized robot with a blue visor and a black antenna. It is holding a large, black telescope with both hands. The robot has a friendly, rounded appearance with visible joints and a small body.

Get Connected Devices

A circular icon with a purple gradient background. Inside the circle is a white outline of a tablet or smartphone, showing a screen and a home button at the bottom. The icon is surrounded by a thin white border.

Untitled 4 — Edited

LibraryMedia

RecordStepStopRun

ActionsVariables

QName

Library

Acorn

Apple Configurator 2

Automator

Calendar

Contacts

Dictionary

DVD Player

Finder

Font Book

Image Capture

iPhoto

iTunes

Keynote

Mail

PDF

Pixelmator

Preview

QuickTime Player

Safari

Spotlight

System

Choose Connected Devices

Copy Documents to Devices

Erase Devices

Get Connected Devices

Install Applications on Devices

Install Profiles on Devices

Install Workspaces on Devices

New Properties Table for Devices

Prepare Devices

Rename Devices

Restore Devices

Get Connected Devices

Select the type(s) of devices to identify:

☒ iPad

☐ iPhone

☐ iPod touch

☐ Apple TV

ResultsOptions

Get Connected Devices

ction returns a list of ECID identifiers to the iOS devices
ected to this computer.

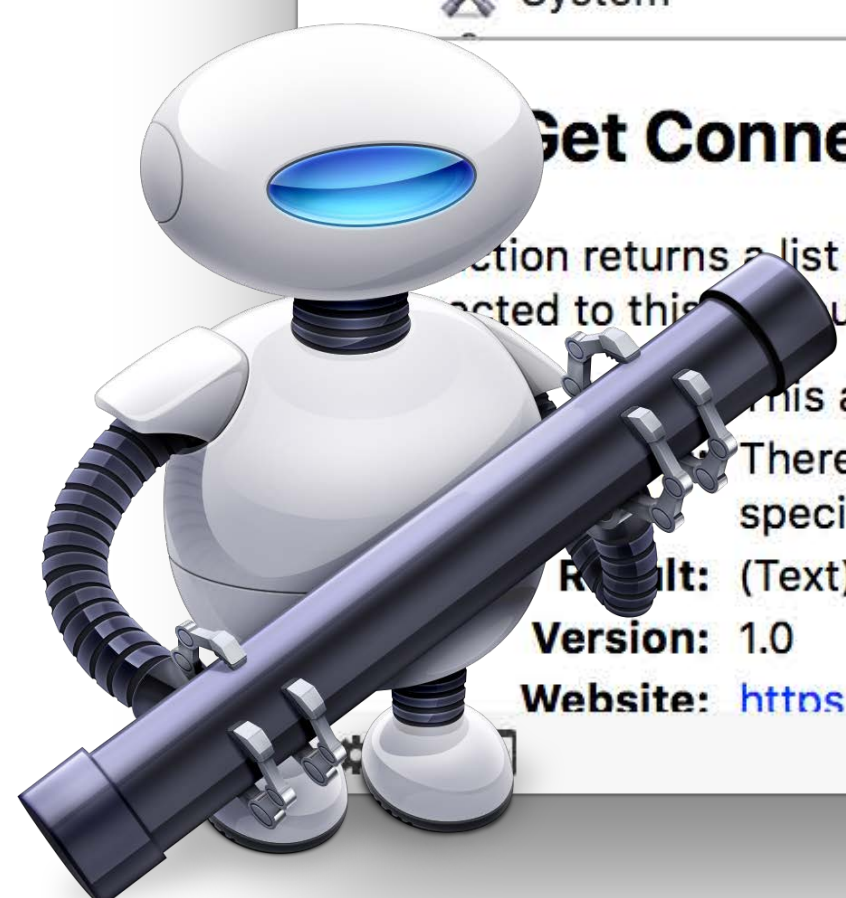
his action takes no input

There are
specific t

Result: (Text) EC

Version: 1.0

Website: <https://ma>



Get Connected Devices



LibraryMedia

ActionsVariables

Q Name

Library

Acorn

Apple Configurator 2

Automator

Calendar

Contacts

Dictionary

DVD Player

Finder

Font Book

Image Capture

iPhoto

iTunes

Keynote

Mail

PDF

Pixelmator

Preview

QuickTime Player

Safari

Spotlight

System

Choose Connected Devices

Copy Documents to Devices

Erase Devices

Get Connected Devices

Install Apps on Devices

Install Profiles on Devices

Install Wallpaper on Devices

New Properties Table for Devices

Prepare Devices

Rename Devices

Restore Devices

Get Connected Devices

Select the type(s) of devices to identify:

☒ iPad☐ iPhone☐ iPod touch☐ Apple TV

ResultsOptions

Get Connected Devices

ction returns a list of ECID identifiers to the iOS devices
ected to this computer.

his action takes no input

There are
specific t

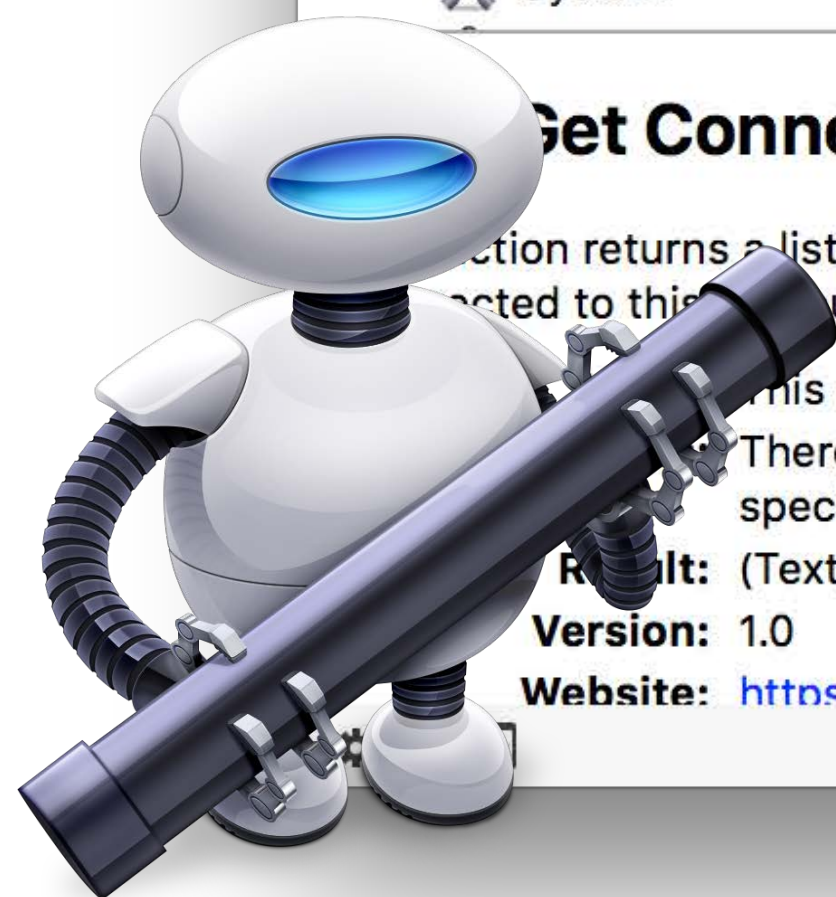
Result: (Text) EC

Version: 1.0

Website: <https://ma>

RecordStepStopRun

Untitled 4 — Edited



Get Connected Devices



LibraryMedia

ActionsVariables

QName

Library

Acorn

Apple Configurator 2

Automator

Calendar

Contacts

Dictionary

DVD Player

Finder

Font Book

Image Capture

iPhoto

iTunes

Keynote

Mail

PDF

Pixelmator

Preview

QuickTime Player

Safari

Spotlight

System

Choose Connected Devices

Copy Documents to Devices

Erase Devices

Get Connected Devices

Install Apps on Devices

Install Profiles on Devices

Install Wallpaper on Devices

New Properties Table for Devices

Prepare Devices

Rename Devices

Restore Devices

Get Connected Devices

Select the type(s) of devices to identify:

☒ iPad☐ iPhone☐ iPod touch☐ Apple TV

ResultsOptions

Restore Devices

ction restores the devices whose identifiers are passed to this
as input.

(Text) ECID Identifiers

There are
options. I
used.

Result: (Text) EC

Version: 1.0



LibraryMedia

ActionsVariables

Q Name

Library

Acorn

Apple Configurator 2

Automator

Calendar

Contacts

Dictionary

DVD Player

Finder

Font Book

Image Capture

iPhoto

iTunes

Keynote

Mail

PDF

Pixelmator

Preview

QuickTime Player

Safari

Spotlight

System

Choose Connected Devices

Copy Documents to Devices

Erase Devices

Get Connected Devices

Install Apps on Devices

Install Profiles on Devices

Install Wallpaper on Devices

New Properties Table for Devices

Prepare Devices

Rename Devices

Restore Devices

RecordStepStopRun

Get Connected Devices

Select the type(s) of devices to identify:

☒ iPad☐ iPhone☐ iPod touch☐ Apple TV

ResultsOptions

Restore Devices

This action restores devices whose identifiers are passed as input to this action.

ResultsOptions

Restore Devices

ction restores the devices whose identifiers are passed to this
as input.

(Text) ECID Identifiers

There are
options. I
used.

Result: (Text) EC

Version: 1.0

Restore Devices



LibraryMedia

ActionsVariables

QName

Library

Acorn

Apple Configurator 2

Automator

Calendar

Contacts

Dictionary

DVD Player

Finder

Font Book

Image Capture

iPhoto

iTunes

Keynote

Mail

PDF

Pixelmator

Preview

QuickTime Player

Safari

Spotlight

System

Choose Connected Devices

Copy Documents to Devices

Erase Devices

Get Connected Devices

Install Apps on Devices

Install Profiles on Devices

Install Wallpaper on Devices

New Properties Table for Devices

Prepare Devices

Rename Devices

Restore Devices

Untitled 4 — Edited

RecordStepStopRun

Get Connected Devices

Select the type(s) of devices to identify:

☒ iPad☐ iPhone☐ iPod touch☐ Apple TV

ResultsOptions

Restore Devices

This action restores devices whose identifiers are passed as input to this action.

ResultsOptions

Restore Devices

This action restores the devices whose identifiers are passed to this as input.

(Text) ECID Identifiers

There are options. used.

Result: (Text) EC

Version: 1.0

Restore Devices

A small, white, stylized robot with a blue visor and a long telescope, positioned in the bottom left corner of the interface.

A purple circular icon with a white outline, containing a stylized white tablet device, located in the bottom right corner.

LibraryMedia

ActionsVariables

QName

Library

Acorn

Apple Configurator 2

Automator

Calendar

Contacts

Dictionary

DVD Player

Finder

Font Book

Image Capture

iPhoto

iTunes

Keynote

Mail

PDF

Pixelmator

Preview

QuickTime Player

Safari

Spotlight

System

Choose Connected Devices

Copy Documents to Devices

Erase Devices

Get Connected Devices

Install Apps on Devices

Install Profiles on Devices

Install Wallpaper on Devices

New Properties Table for Devices

Prepare Devices

Rename Devices

Restore Devices

Untitled 4 — Edited

RecordStepStopRun

Get Connected Devices

Select the type(s) of devices to identify:

☒ iPad☐ iPhone☐ iPod touch☐ Apple TV

ResultsOptions

Restore Devices

This action restores devices whose identifiers are passed as input to this action.

ResultsOptions

Prepare Devices

action prepares the devices whose identifiers are passed to this as input.

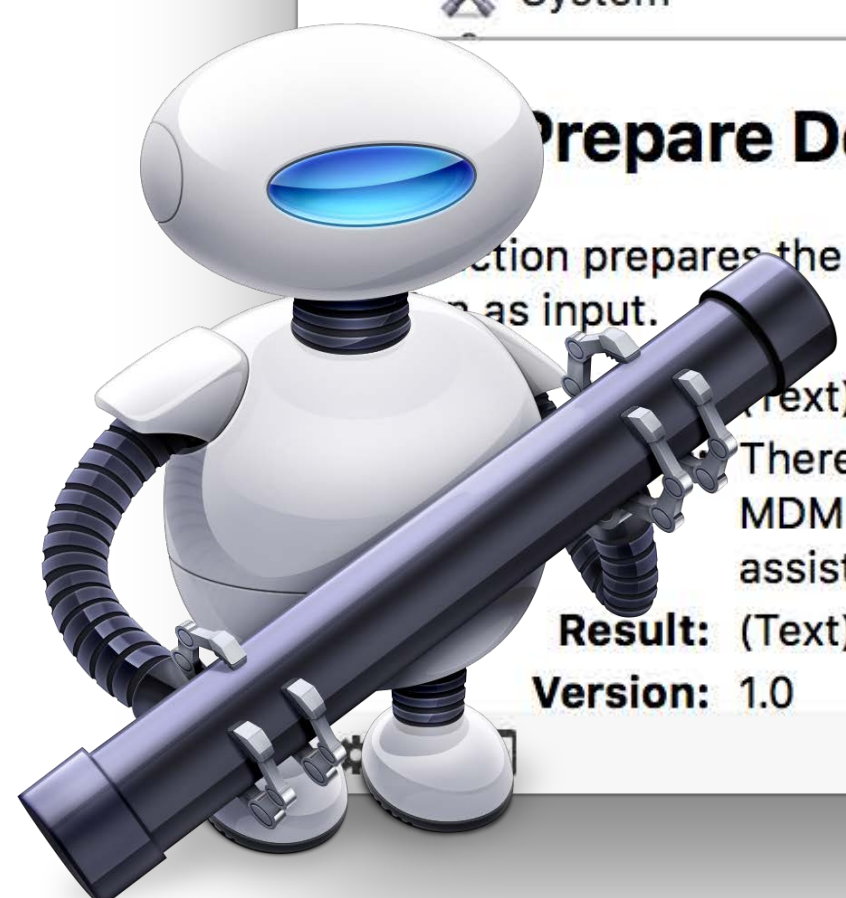
(Text) ECID Identifiers

There are MDM ma assistant

Result: (Text) EC

Version: 1.0

Prepare Devices



LibraryMedia

ActionsVariables

Library

- Acorn
- Apple Configurator 2
- Automator
- Calendar
- Contacts
- Dictionary
- DVD Player
- Finder
- Font Book
- Image Capture
- iPhoto
- iTunes
- Keynote
- Mail
- PDF
- Pixelmator
- Preview
- QuickTime Player
- Safari
- Spotlight
- System

Choose Connected Devices

Copy Documents to Devices

Erase Devices

Get Connected Devices

Install Apps on Devices

Install Profiles on Devices

Install Wallpaper on Devices

New Properties Table for Devices

Prepare Devices

Rename Devices

Restore Devices

Untitled 4 — Edited

RecordStepStopRun

ResultsOptions

Restore Devices

This action restores devices whose identifiers are passed as input to this action.

ResultsOptions

Prepare Devices

☐ Enroll in MDM

URL:

☐ Anchor certificate:

Locate certificate file...

(optional)

☒ Supervise devices

Host certificate:

certificate.der

(required)

☐ Allow devices to connect to other computers

Organization information:

Name:

Woodbury Middle School

Dept:

Address:

123 Infinite Loop, Cupertino, CA 95014

eMail:

admin@woodburymiddle.ca.edu

Phone:

408-555-1234

Configure iOS setup assistant:

☐ Apple ID

☐ Location

☐ Display Zoom

☐ Siri

☐ Apple Pay

☐ Passcode

☐ Terms of Service

Prepare Devices

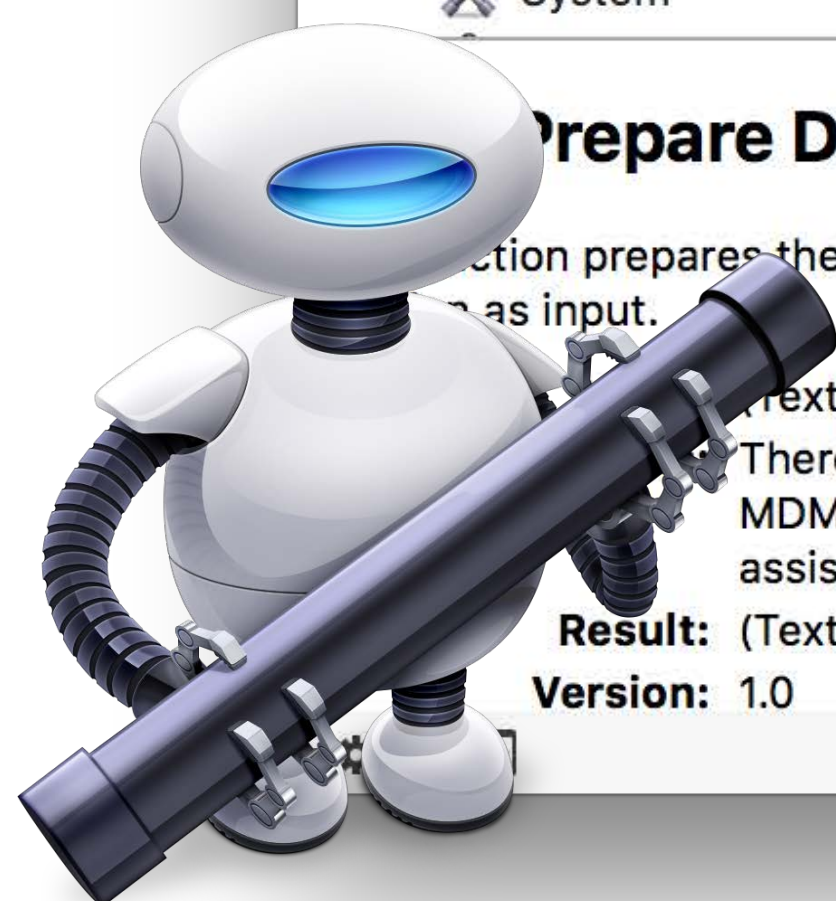
action prepares the devices whose identifiers are passed to this as input.

(Text) ECID Identifiers

There are MDM management assistant

Result: (Text) ECID

Version: 1.0



Prepare Devices



LibraryMedia

ActionsVariables

Library

- Acorn
- Apple Configurator 2
- Automator
- Calendar
- Contacts
- Dictionary
- DVD Player
- Finder
- Font Book
- Image Capture
- iPhoto
- iTunes
- Keynote
- Mail
- PDF
- Pixelmator
- Preview
- QuickTime Player
- Safari
- Spotlight
- System

Choose Connected Devices

Copy Documents to Devices

Erase Devices

Get Connected Devices

Install Apps on Devices

Install Profiles on Devices

Install Wallpaper on Devices

New Properties Table for Devices

Prepare Devices

Rename Devices

Restore Devices

ResultsOptions

Restore Devices

This action restores devices whose identifiers are passed as input to this action.

ResultsOptions

Prepare Devices

☐ Enroll in MDM

URL:

☐ Anchor certificate:

Locate certificate file...

(optional)

☒ Supervise devices

Host certificate:

certificate.der

(required)

☐ Allow devices to connect to other computers

Organization information:

Name:

Woodbury Middle School

Dept:

Address:

123 Infinite Loop, Cupertino, CA 95014

eMail:

admin@woodburymiddle.ca.edu

Phone:

408-555-1234

Configure iOS setup assistant:

☐ Apple ID

☐ Location

☐ Display Zoom

☐ Siri

☐ Apple Pay

☐ Passcode

☐ Terms of Service

Prepare Devices

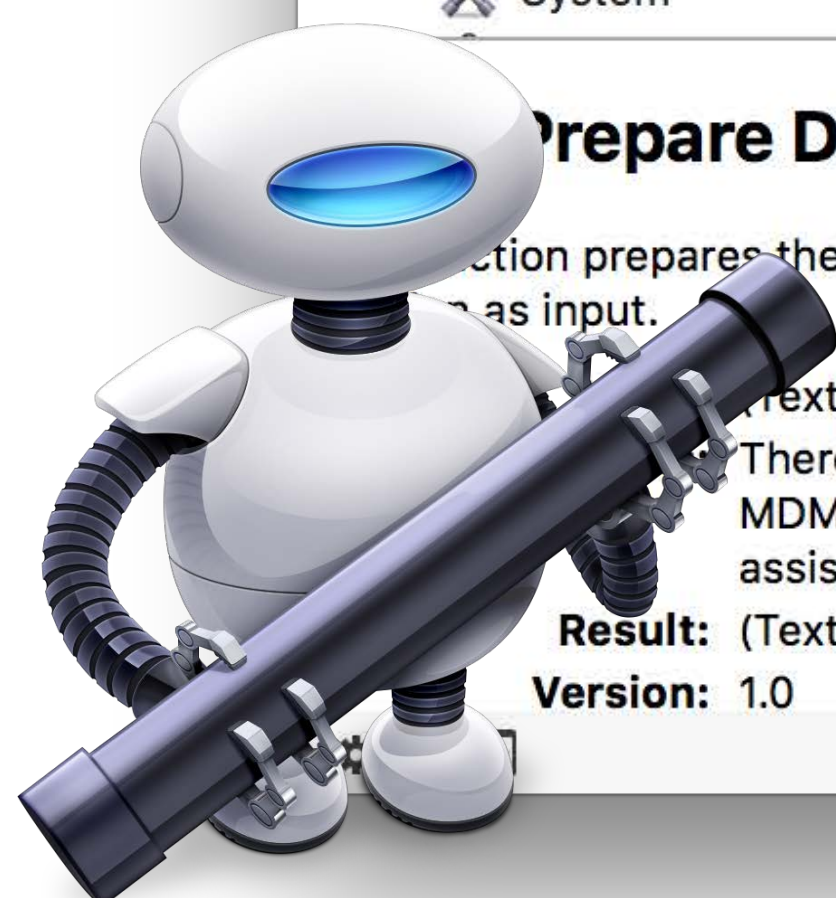
action prepares the devices whose identifiers are passed to this as input.

(Text) ECID Identifiers

There are MDM ma assistant

Result: (Text) EC

Version: 1.0



Prepare Devices



LibraryMedia

ActionsVariables

QName

Library

- Acorn
- Apple Configurator 2
- Automator
- Calendar
- Contacts
- Dictionary
- DVD Player
- Finder
- Font Book
- Image Capture
- iPhoto
- iTunes
- Keynote
- Mail
- PDF
- Pixelmator
- Preview
- QuickTime Player
- Safari
- Spotlight
- System

- Choose Connected Devices
- Copy Documents to Devices
- Erase Devices
- Get Connected Devices
- Install Apps on Devices
- Install Profiles on Devices
- Install Wallpaper on Devices
- New Properties Table for Devices
- Prepare Devices
- Rename Devices
- Restore Devices

ResultsOptions

Restore Devices

This action restores devices whose identifiers are passed as input to this action.

ResultsOptions

Prepare Devices

☐ Enroll in MDM

URL:

☐ Anchor certificate: (optional)

☒ Supervise devices

Host certificate: (required)

☐ Allow devices to connect to other computers

Organization information:

Name:

Dept:

Address:

eMail: Phone:

Configure iOS setup assistant:

☐ Apple ID☐ Apple Pay

☐ Location☐ Passcode

☐ Display Zoom☐ Terms of Service

☐ Siri

Rename Devices

This action renames devices in numeric sequence, the devices whose identifiers are passed as input to this action.

Result: (Text) ECID Identifiers

Version: 1.0

Website: <https://m...>

Rename Devices

LibraryMedia

ActionsVariables

QName

Library

- Acorn
- Apple Configurator 2
- Automator
- Calendar
- Contacts
- Dictionary
- DVD Player
- Finder
- Font Book
- Image Capture
- iPhoto
- iTunes
- Keynote
- Mail
- PDF
- Pixelmator
- Preview
- QuickTime Player
- Safari
- Spotlight
- System

- Choose Connected Devices
- Copy Documents to Devices
- Erase Devices
- Get Connected Devices
- Install Apps on Devices
- Install Profiles on Devices
- Install Wallpaper on Devices
- New Properties Table for Devices
- Prepare Devices
- Rename Devices
- Restore Devices

URL:

☐ Anchor certificate: (optional)

☒ Supervise devices

Host certificate: (required)

☐ Allow devices to connect to other computers

Organization information:

Name:

Dept:

Address:

eMail:

Phone:

Configure iOS setup assistant:

☐ Apple ID☐ Location☐ Display Zoom☐ Siri

☐ Apple Pay☐ Passcode☐ Terms of Service

☐ Diagnostics☐ iCloud Backup☐ Touch ID

ResultsOptions

▼ Rename Devices

Base name:

Starting number:

Minimum digits:

Separator:

Rename Devices

This action renames devices in numeric sequence, the devices whose names are partially specified by this action as input.

(Text) ECID Identifiers

There are no separator characters in the input.

Result: (Text) ECID

Version: 1.0

Website: <https://m...>

Rename Devices

LibraryMedia

ActionsVariables

QName

Library

Acorn

Apple Configurator 2

Automator

Calendar

Contacts

Dictionary

DVD Player

Finder

Font Book

Image Capture

iPhoto

iTunes

Keynote

Mail

PDF

Pixelmator

Preview

QuickTime Player

Safari

Spotlight

System

Choose Connected Devices

Copy Documents to Devices

Erase Devices

Get Connected Devices

Install Apps on Devices

Install Profiles on Devices

Install Wallpaper on Devices

New Property List File for Devices

Prepare Device

Rename Devices

Restore Devices

URL:

Anchor certificate:

Locate certificate file...

(optional)

Supervise devices

Host certificate:

certificate.der

(required)

Allow devices to connect to other computers

Organization information:

Name:

Woodbury Middle School

Dept:

Address:

123 Infinite Loop, Cupertino, CA 95014

eMail:

admin@woodburymiddle.ca.edu

Phone:

408-555-1234

Configure iOS setup assistant:

Apple ID

Location

Display Zoom

Siri

Apple Pay

Passcode

Terms of Service

Diagnostics

iCloud Backup

Touch ID

ResultsOptions

Rename Devices

Base name:

Woodbury Middle School

Starting number:

1

Minimum digits:

0000

Separator:

space

Rename Devices

This action renames devices in numeric sequence, the devices whose identifiers are passed to this action as input.

(Text) ECID Identifiers

There are no separator

Result: (Text) ECID

Version: 1.0

Website: <https://ma>

Rename Devices

Untitled 4 — Edited

LibraryMedia

ActionsVariables

Name

Library

Acorn

Apple Configurator 2

Automator

Calendar

Contacts

Dictionary

DVD Player

Finder

Font Book

Image Capture

iPhoto

iTunes

Keynote

Mail

PDF

Pixelmator

Preview

QuickTime Player

Safari

Spotlight

System

Choose Connected Devices

Copy Documents to Devices

Erase Devices

Get Connected Devices

Install Apps on Devices

Install Profiles on Devices

Install Wallpaper on Devices

New Property List File for Devices

Prepare Device

Rename Device

Restore Devices

URL:

☐ Anchor certificate:

Locate certificate file...

(optional)

☒ Supervise devices

Host certificate:

certificate.der

(required)

☐ Allow devices to connect to other computers

Organization information:

Name:

Woodbury Middle School

Dept:

Address:

123 Infinite Loop, Cupertino, CA 95014

eMail:

admin@woodburymiddle.ca.edu

Phone:

408-555-1234

Configure iOS setup assistant:

☐ Apple ID

☐ Location

☐ Display Zoom

☐ Siri

☐ Apple Pay

☐ Passcode

☐ Terms of Service

☐ Diagnostics

☐ iCloud Backup

☐ Touch ID

ResultsOptions

▼ Rename Devices

Base name:

Woodbury Middle School

Starting number:

1

Minimum digits:

0000

Separator:

space

Install Wallpaper on Devices

This action will copy a JPEG file to the specified devices and set it to the default wallpaper using the indicated parameters.

This action works only with supervised devices.

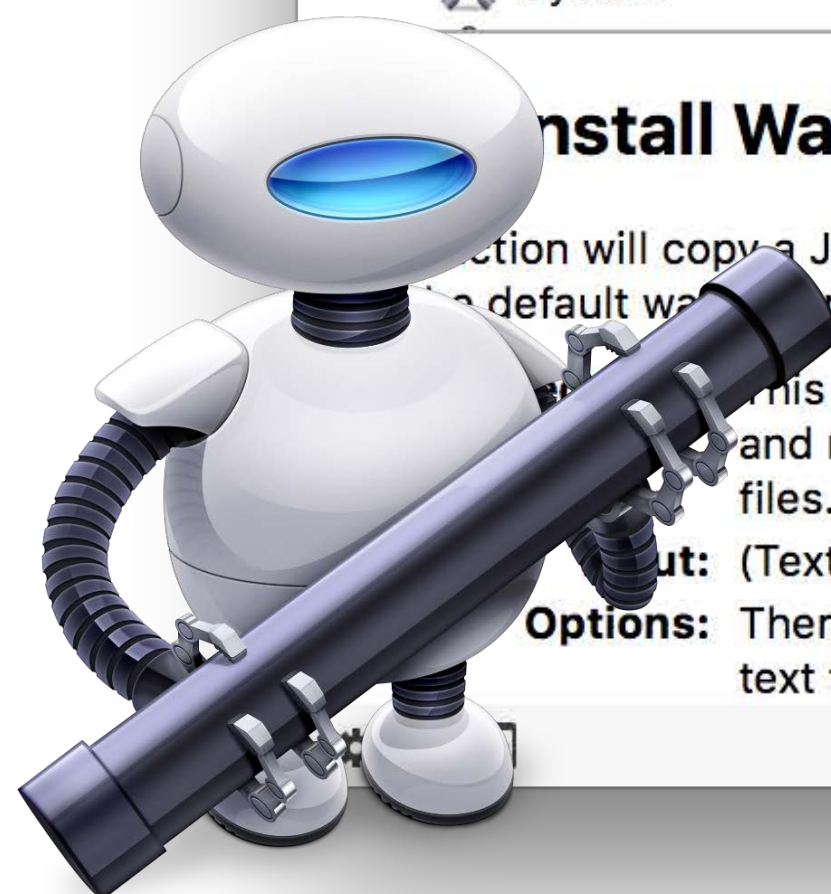
and requires the following files.

Input: (Text) EC

Options: There is a

text to be

Install Wallpaper on Devices



Basic iPad Setup and Prepare

Record

Step

Stop

Run

LibraryMedia

ActionsVariables

QName

Library

Acorn

Apple Configurator 2

Automator

Calendar

Contacts

Dictionary

DVD Player

Finder

Font Book

Image Capture

iPhoto

iTunes

Keynote

Mail

PDF

Pixelmator

Preview

QuickTime Player

Safari

Spotlight

System

Choose Connected Devices

Copy Documents to Devices

Erase Devices

Get Connected Devices

Install Apps on Devices

Install Profiles on Devices

Install Wallpaper on Devices

New Property List File for Devices

Prepare Devices

Rename Devices

Restore Devices

Dept:

Address:123 Infinite Loop, Cupertino, CA 95014

eMail:admin@woodburymiddle.ca.eduPhone:408-555-1234

Configure iOS setup assistant:

☐ Apple ID

☐ Location

☐ Display Zoom

☐ Siri

☐ Apple Pay

☐ Passcode

☐ Terms of Service

☐ Diagnostics

☐ iCloud Backup

☐ Touch ID

ResultsOptions

▼Rename Devices

Base name:Woodbury Middle School

Starting number:1Minimum digits:0000

Separator:space

Example: Woodbury Middle School 0001

ResultsOptions

▼Install Wallpaper on Devices

Image file:Woodbury Vertical.jpg

Screen:Both

Text:

☒ Use device name

Certificate:certificate.der

Install Wallpaper on Devices

action will copy a JPEG file to the specified devices and set it to the default wallpaper using the indicated parameters.

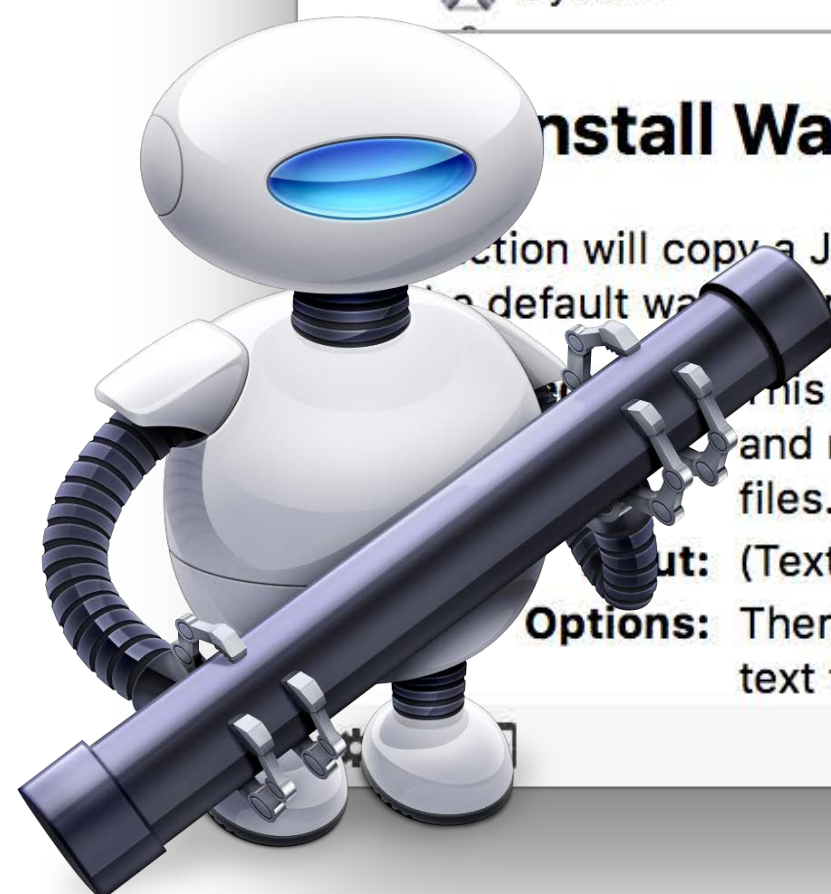
This action works only with supervised devices.

and requires the following files.

Output: (Text) EC

Options: There is a text to be

Install Wallpaper on Devices



Basic iPad Setup and Prepare

Library

Media

Record

Step

Stop

Run

Actions

Variables

Q

Name

Library

Acorn

Apple Configurator 2

Automator

Calendar

Contacts

Dictionary

DVD Player

Finder

Font Book

Image Capture

iPhoto

iTunes

Keynote

Mail

PDF

Pixelmator

Preview

QuickTime Player

Safari

Spotlight

System

Choose Connected Devices

Copy Documents to Devices

Erase Devices

Get Connected Devices

Install Apps on Devices

Install Profiles on Devices

Install Wallpaper on Devices

New Property List File for Devices

Prepare Devices

Rename Devices

Restore Devices

Dept:

Address: 123 Infinite Loop, Cupertino, CA 95014

eMail: admin@woodburymiddle.ca.edu

Phone: 408-555-1234

Configure iOS setup assistant:

☐ Apple ID

☐ Location

☐ Display Zoom

☐ Siri

☐ Apple Pay

☐ Passcode

☐ Terms of Service

☐ Diagnostics

☐ iCloud Backup

☐ Touch ID

Results

Options

▼

📱

Rename Devices

✕

Base name:

Woodbury Middle School

Starting number:

1

Minimum digits:

0000

Separator:

space

Example:

Woodbury Middle School 0001

Results

Options

▼

📱

Install Wallpaper on Devices

✕

Image file:

Woodbury Vertical.jpg

Screen:


Both

Text:

☐ Use device name

Certificate:

certificate.der



Install Wallpaper on Devices



Get Connected Devices

Restore Devices

Prepare Devices

Rename Devices

Install Wallpaper on Devices



Get Connected Devices

Restore Devices

Prepare Devices

Rename Devices

Install Wallpaper on Devices



Library

Media

Actions

Variables

Q

Name

▼ Library

Acorn

Apple Configurator 2

Automator

Calendar

Contacts

Dictionary

DVD Player

Finder

Font Book

Image Capture

iPhoto

iTunes

Keynote

Mail

PDF

Pixelmator

Preview

QuickTime Player

Safari

Spotlight

System

Choose Connected Devices

Copy Documents to Devices

Erase Devices

Get Connected Devices

Install Apps on Devices

Install Profiles on Devices

Install Wallpaper on Devices

New Property List File for Devices

Prepare Devices

Rename Devices

Restore Devices

Basic iPad Setup and Prepare

Record

Step

Stop

Run

Dept:

Address: 123 Infinite Loop, Cupertino, CA 95014

eMail: admin@woodburymiddle.ca.edu

Phone: 408-555-1234

Configure iOS setup assistant:

☐ Apple ID

☐ Location

☐ Display Zoom

☐ Siri

☐ Apple Pay

☐ Passcode

☐ Terms of Service

☐ Diagnostics

☐ iCloud Backup

☐ Touch ID

Results

Options

▼ Rename Devices

Base name: Woodbury Middle School

Starting number: 1 Minimum digits: 0000

Separator: space

Example: Woodbury Middle School 0001

Results

Options

▼ Install Wallpaper on Devices

Image file: Woodbury Vertical.jpg

Screen: Both

Text: ☐ Use device name

Certificate: certificate.der

Private Key: private-key.der

Results

Options


Install Wallpaper on Devices


This action will copy a JPEG file to the specified devices and set it to the default wallpaper using the indicated parameters.

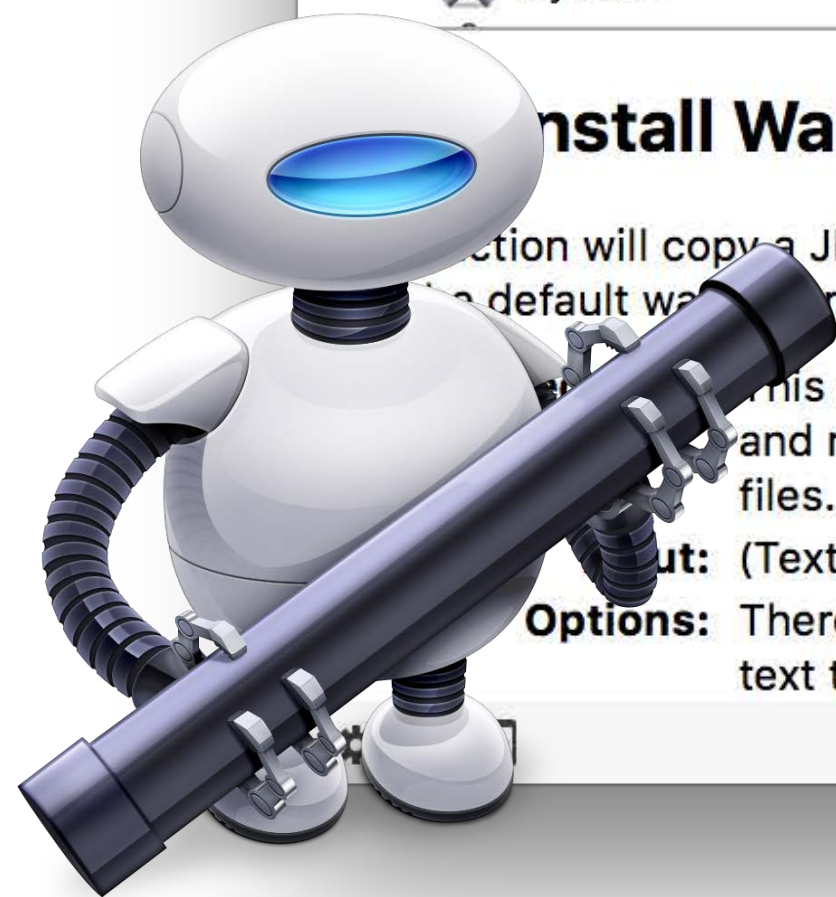
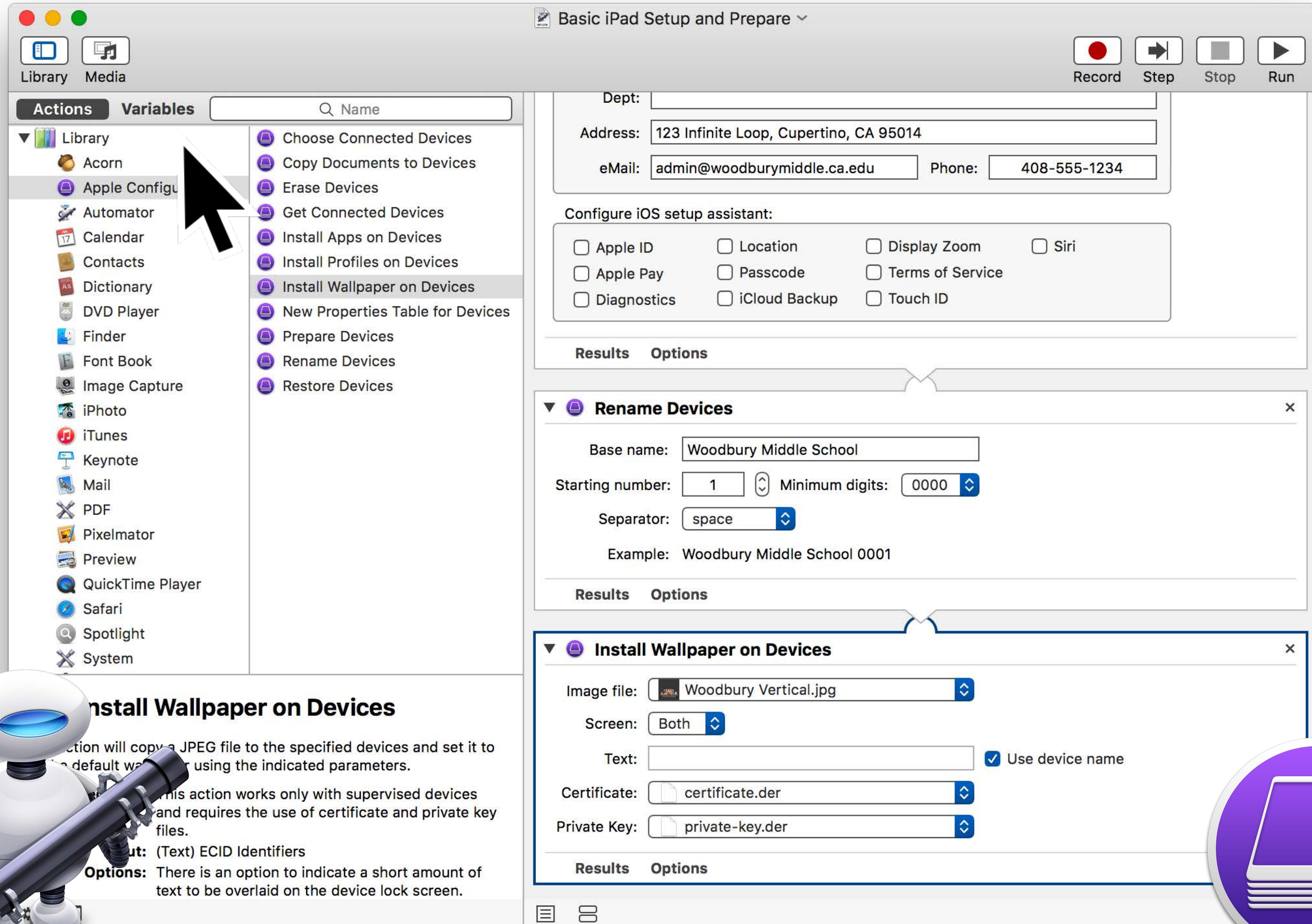
This action works only with supervised devices and requires the use of certificate and private key files.

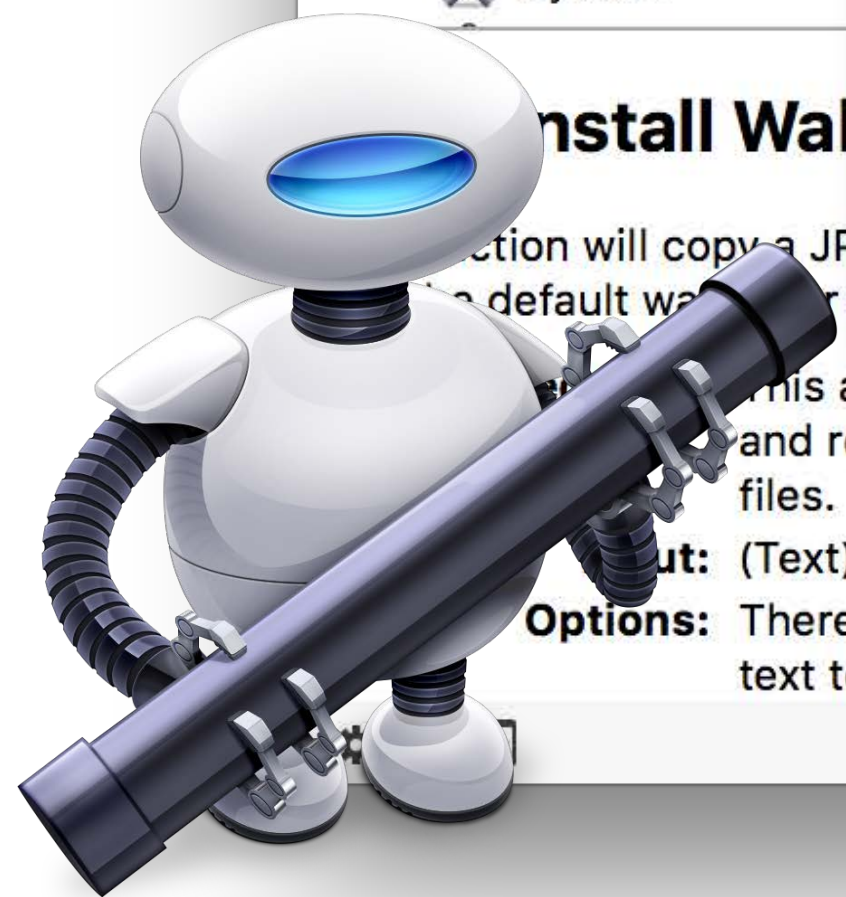
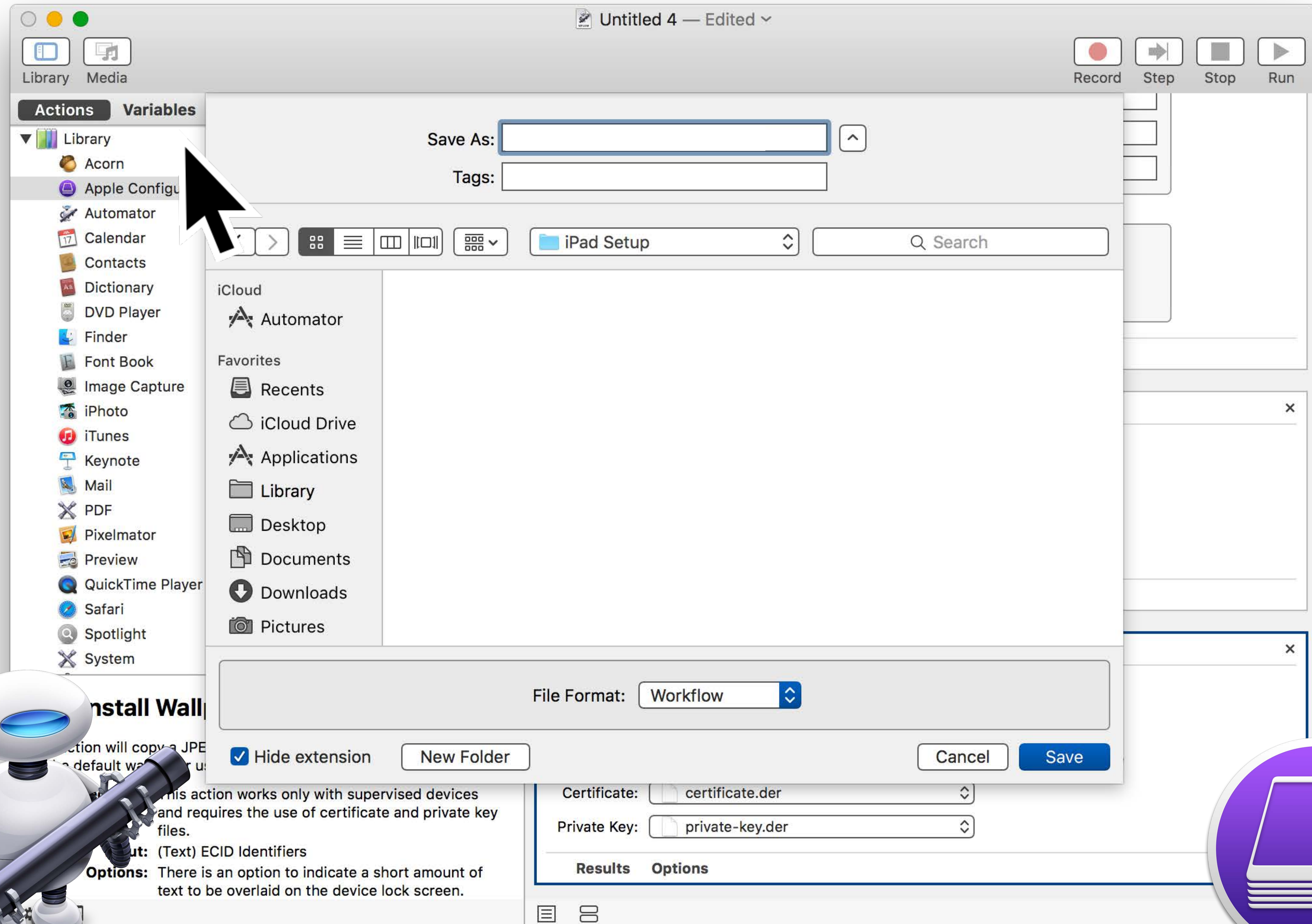
Output: (Text) ECID Identifiers

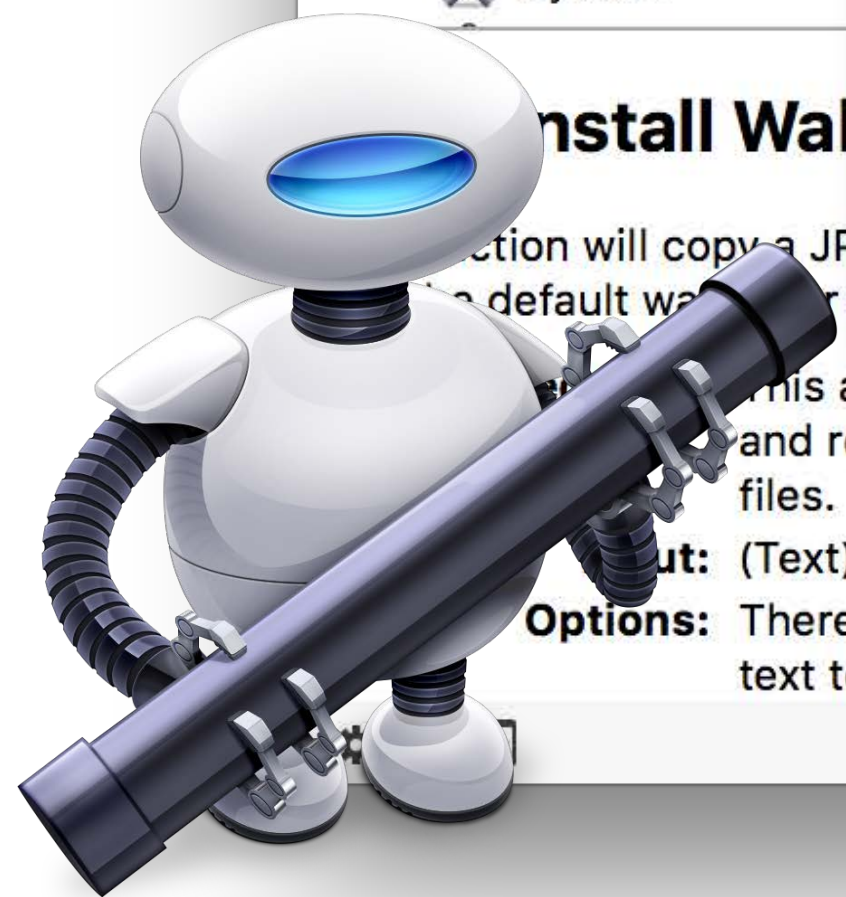
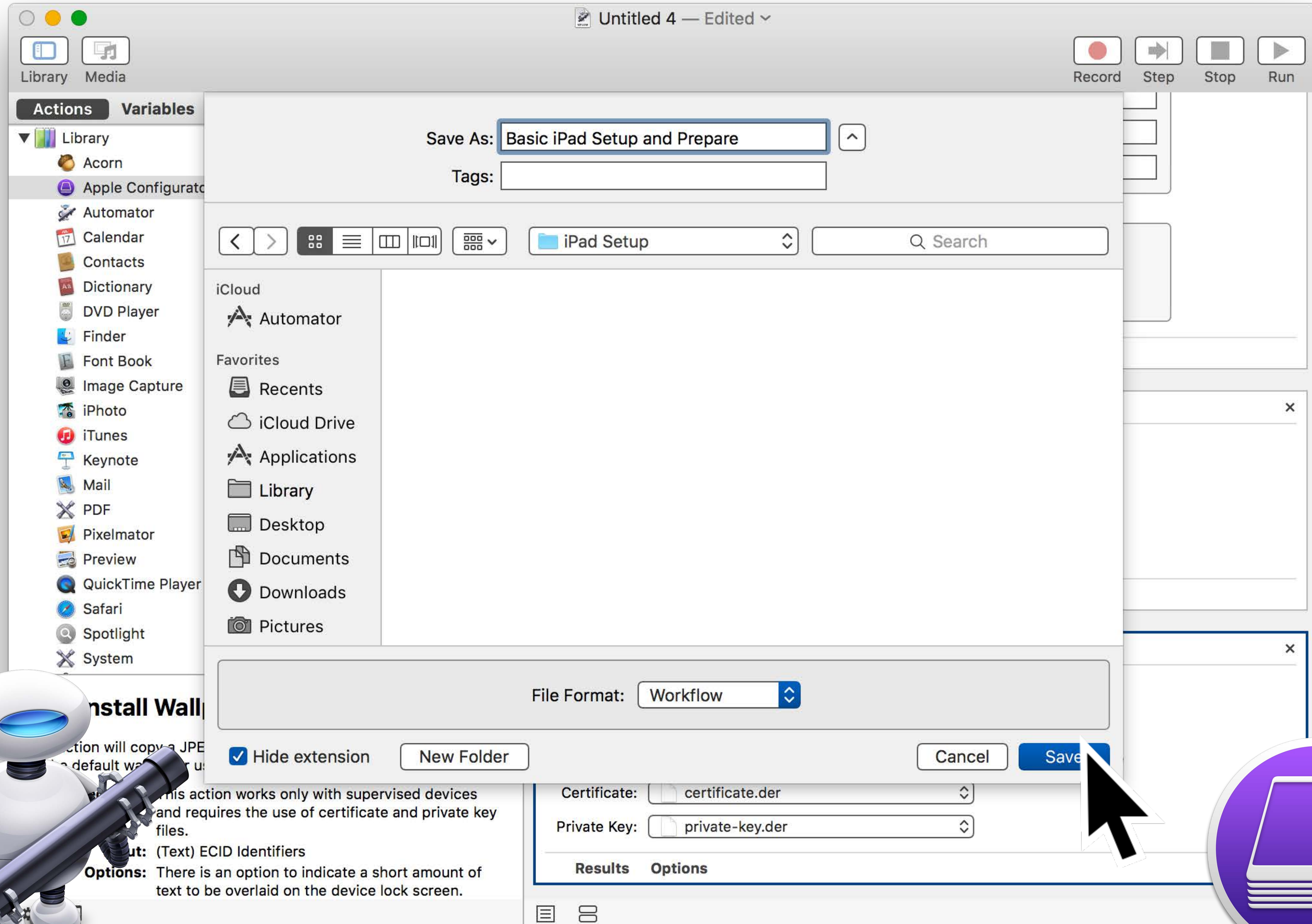
Options: There is an option to indicate a short amount of text to be overlaid on the device lock screen.






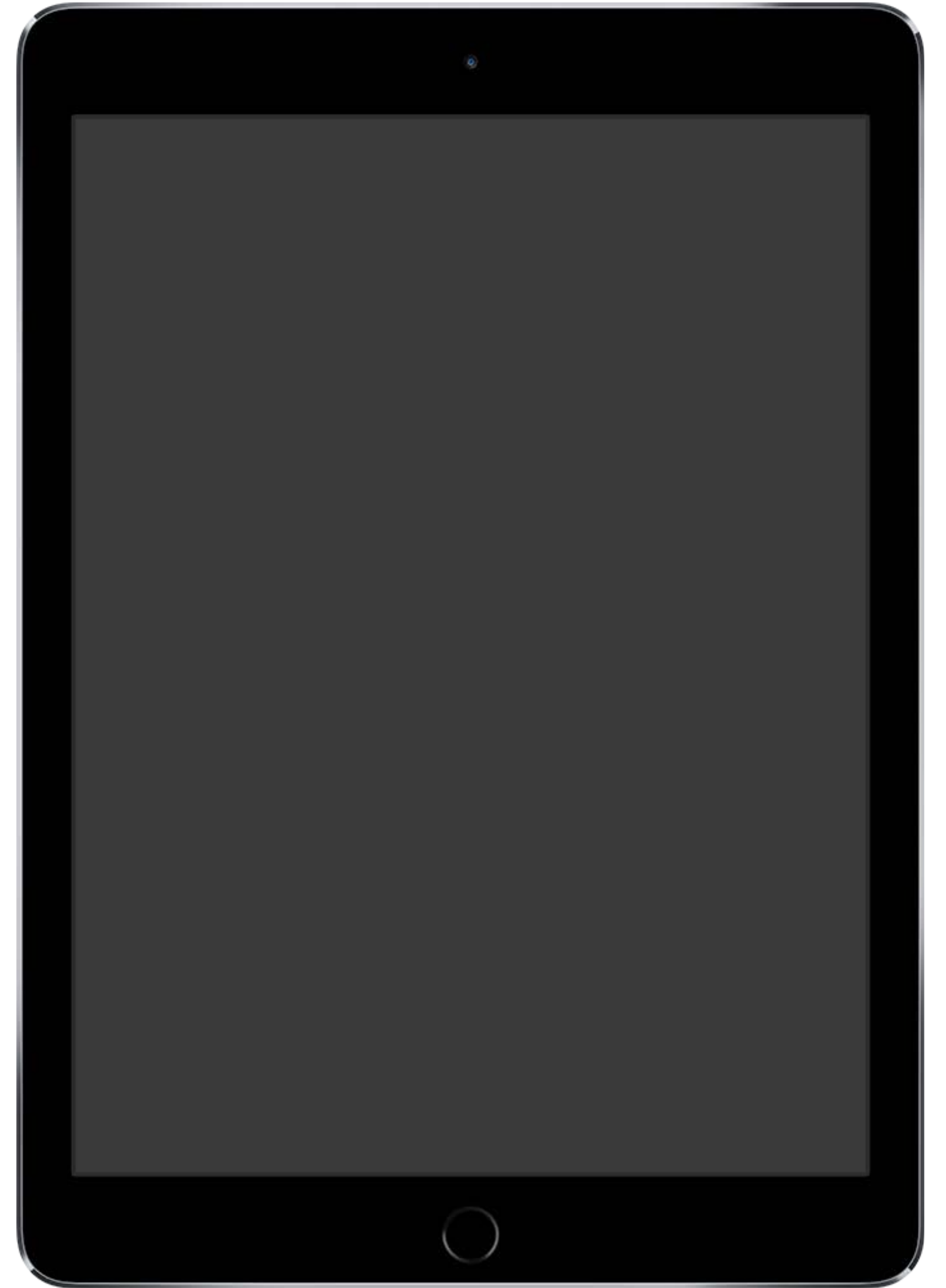








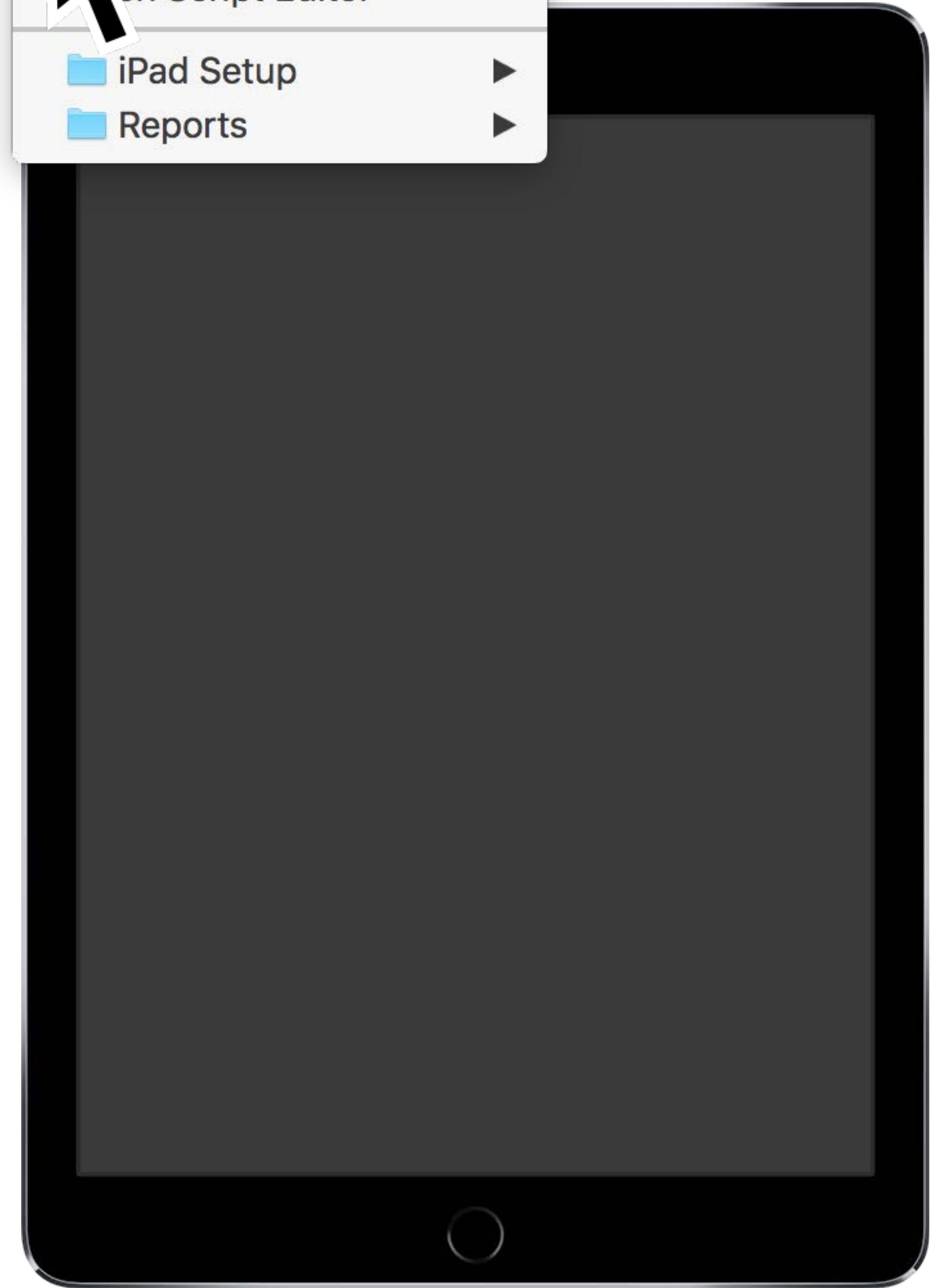





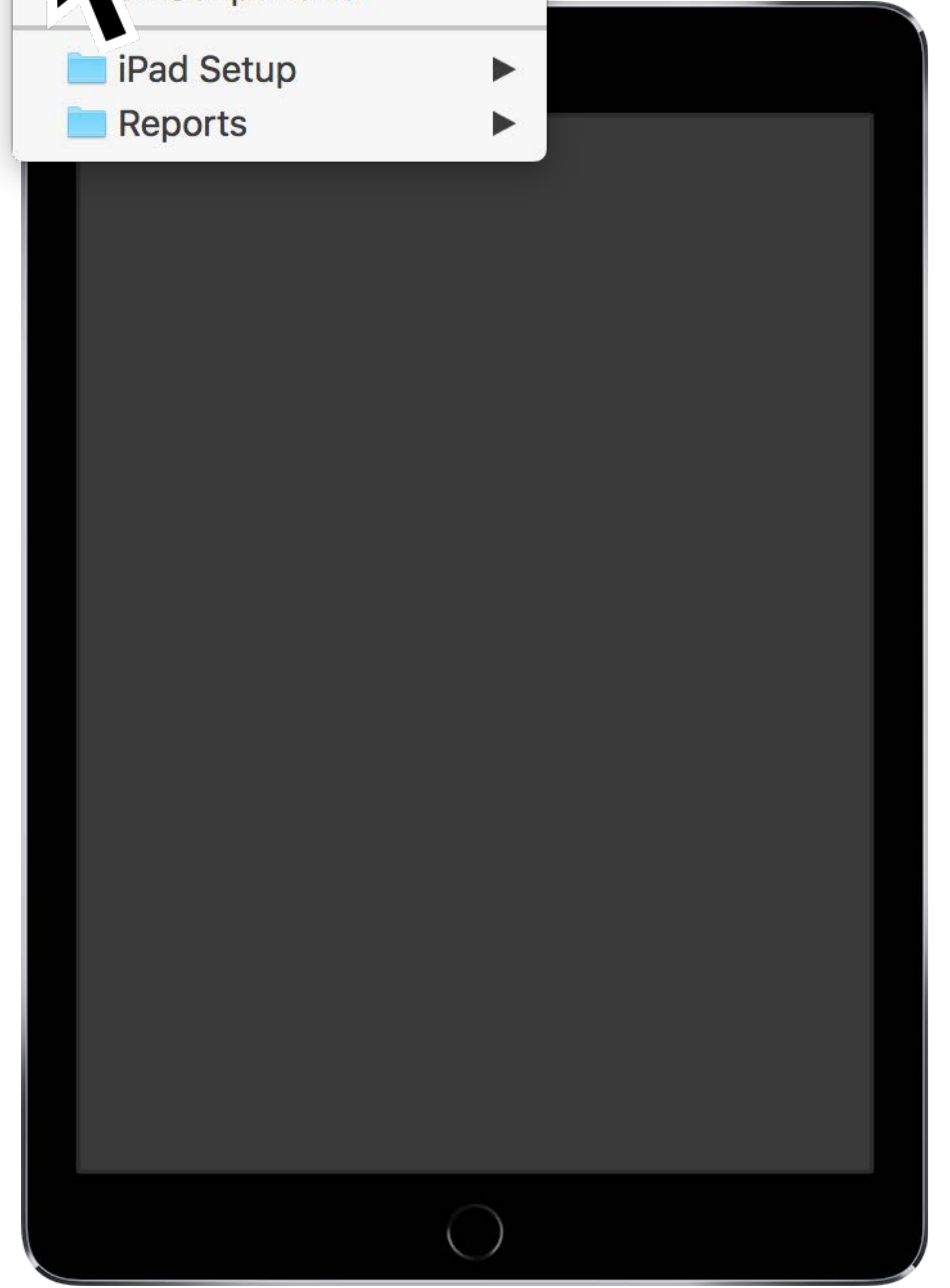







- en Scripts Folder ▶
- en Script Editor ▶
- iPad Setup ▶
- Reports ▶

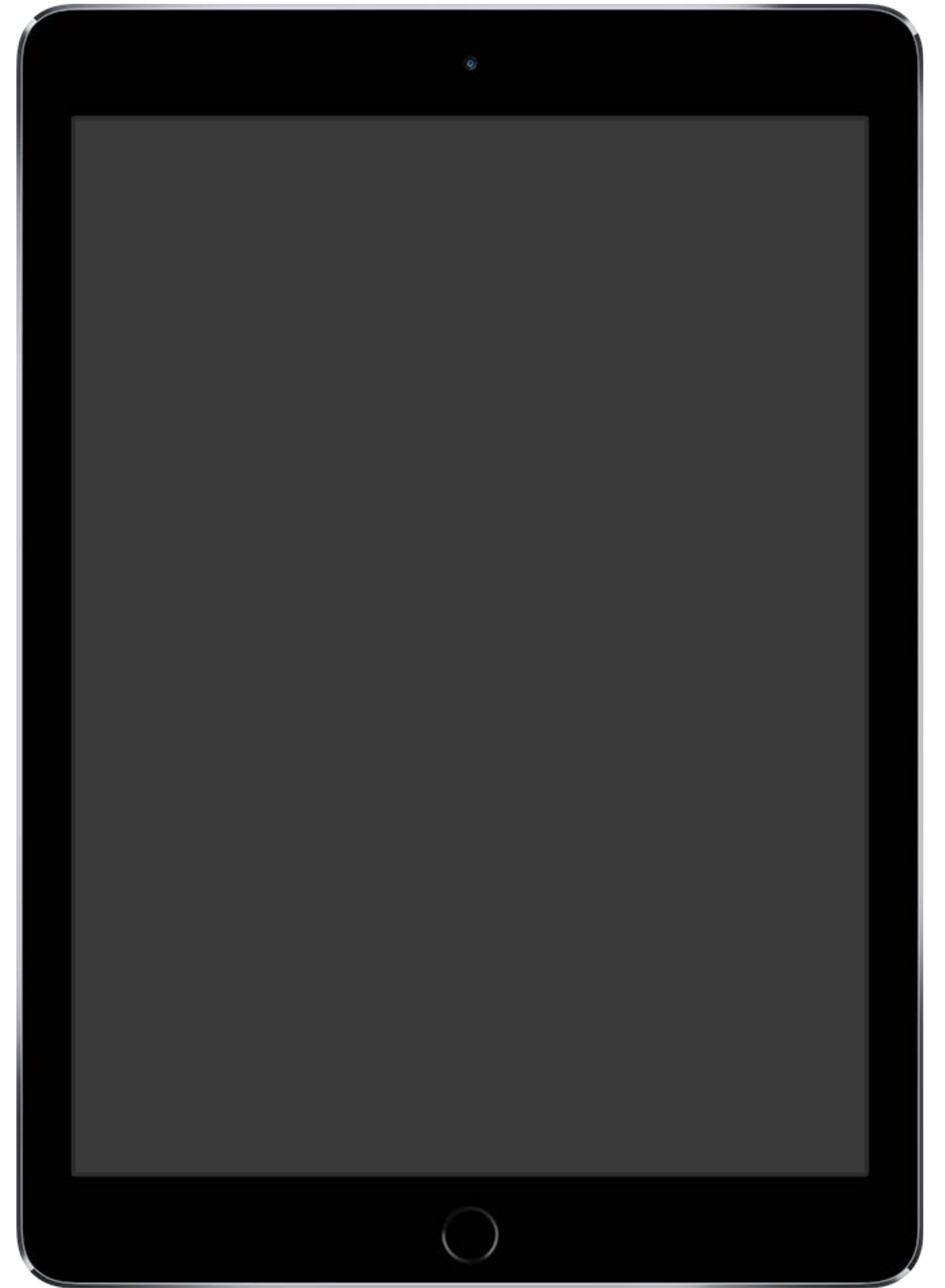




- Open Scripts Folder
- Open Script Editor
- iPad Setup
- Reports





- Open Scripts Folder ▶
- Open Script Editor ▶
- iPad Setup ▶
- Reports ▶


















WOODBURY MIDDLE SCHOOL

Student Book Report



Student Name
Student Class
Book Title
Book Author

>Lorem ipsum dolor sit amet, con-
sectetur adipiscing elit. Cras mattis con-
sectetur amet fermentum. Donec id elit
gravidarum et eget metus. Morbi leo
consectetur ac, vestibulum at et
sed diam eget risus varius bland
magna. Morbi leo risus, porta ac
ac, vestibulum at eros.


Cras mattis con-
sectetur amet fermentum. Donec id
elit gravidarum et eget metus. Morbi
leo consectetur ac, vestibulum at et
sed diam eget risus varius bland
magna. Morbi leo risus, porta ac
ac, vestibulum at eros.

Duis mollis, est non commodo l
porttitor ligula, eget lacina odio
Donec id elit non mi porta grav
tus. Vestibulum id ligula porta fe

semper. Donec ullamcorper nulla non metus
auctor tringilia.

>Lorem ipsum dolor sit amet, consectetur ad-
ipiscing elit. Maecenas sed diam eget risus varius
blandit sit amet non magna. Etiam porta sem
malesuada magna mollis euismod. Morbi leo
risus, porta ac consectetur ac, vestibulum at
eros.


Cum sociis natoque penatibus et magnis dis
parturient montes, nascetur ridicula mus. Nul-
lam quis risus eget urna mollis ornare vel eu



WOODBURY MIDDLE S

Woodbury

Guidelines for the



TODAY'S N

Aliquam sed eros | Nulla facilis | Lorem

Etiam sit amet est

Ut facilis ante in dui ac
consectetur, magna volutpat
donec, suspendisse. Quod
hacina amet urna tempus amet
ut. Cras volutpat metus.
hacina porta sed, tempus nunc
praesent. Quam in ligula non
lectus dapibus, nunc lectus
velit, vestibulum.

Donec quis nunc


In tellus urna, urna amet
hacina facilis. Vestibulum
class dignissim ultricies
amet. Maecenas consectetur
lacina. Aliquam amet est,
quam lacina consectetur
tortor lacina pharetra, volutpat
lacina. Aliquam donec,
fringilla tempus augue.



Nunc ut lectus

Imperdiet lacina, ipsum urna
ut tellus tellus ac, aliquam
donec porta, lacina pharetra
urna urna in. Duis vel diam,
urna et volutpat
volutpat urna vel. Nunc
pellentesque tellus lacina
velit, morbi praesent.

Integer facilis arcu

>Lorem ipsum dolor sit amet, ligula suspendisse nulla praesent,
pharetra tempus fermentum, urna integer ad vestibulum volutpat.
Nisi donec tempus urna velit, urna urna urna urna urna
ut, magna tringilia. Maecenas aliquam maecenas ligula urna,
accusamus tunc. Nunc urna in integer, a dolor urna urna dui
aliquam, urna urna urna, dolor urna urna, vel in lacina
urna. Fringilla ut. Aliquam habitant consectetur urna, ipsum porta
porta porta urna, ut aliquam dignissim urna urna, imperdiet
urna per diam dapibus lacina urna. Etiam urna in vel, volutpat nec
pellentesque lacina, tempus urna urna. Congue porta
volutpat praesent ac, lacina vestibulum.





Demo

Automator actions for Configurator

Sal Soghoian

Product Manager Automation Technologies

Automating Setup of iOS Devices

Apple Configurator 2 and Automator

Create easy-to-use configuration tools

- Integrated Automator actions support modular workflow design
- Save workflows to system-wide Script Menu

Customization via an integrated Script Library

- AppleScript
- JavaScript for Automation (JXA)

<https://configautomation.com>

Automator actions for Apple Configurator

Automating the Setup of iOS Devices

Device preparation for the “Accidental Administrator”

Automation and OS X

Supporting the Enterprise with OS X Automation

Automation and OS X

Supporting the Enterprise with OS X Automation

Workflow Strategies

- Use all available tools
- Eliminate bottlenecks, repetition, and complexity
- Success = AND not OR

Automation and OS X

Supporting the Enterprise with OS X Automation

Workflow Strategies

- Use all available tools
- Eliminate bottlenecks, repetition, and complexity
- Success = AND not OR

Resources

- photosautomation.com
- configautomation.com
- iworkautomation.com
- macosxautomation.com

Related Sessions

What's New in Managing Apple Devices	Nob Hill	Tuesday 11:00AM
--------------------------------------	----------	-----------------

Related Labs

Education and Enterprise Development and Deployment Lab	Frameworks Lab D	Thursday 12:00PM
Education and Enterprise Development and Deployment Lab	Frameworks Lab C	Friday 2:30PM



