



#WWDC19

Developing a Great Profiling Experience

Telling your story with Custom Instruments

Daniel Delwood, Software Radiologist
Kacper Harasim, Software Engineer







```
/**
@protocol MTLCommandBuffer
    @abstract A serial list of commands for the device to execute.

public protocol MTLCommandBuffer : NSObjectProtocol {
    var device: MTLDevice { get }
    var commandQueue: MTLCommandQueue { get }
    var retainedReferences: Bool { get }
    var label: String? { get set }

    func enqueue()
    func commit()

    func addScheduledHandler(_ block: @escaping
        MTLCommandBufferHandler)
    func present(_ drawable: MTLDrawable)
    func present(_ drawable: MTLDrawable, atTime
        presentationTime: CFTimeInterval)
    func waitUntilScheduled()
    func addCompletedHandler(_ block: @escaping
        MTLCommandBufferHandler)

    ...
}
```





Framework

Metal

Render advanced 3D graphics and perform data-parallel computations using graphics processors.

SDKs

iOS 8.0+

macOS 10.11+

tvOS 9.0+

Overview

Graphics processors (GPUs) are designed to quickly render graphics and perform data-parallel calculations. Use the Metal framework when you need to communicate directly with the GPUs available on a device. Apps that render complex scenes or that perform advanced scientific calculations can use this power to achieve maximum performance. Such apps include:

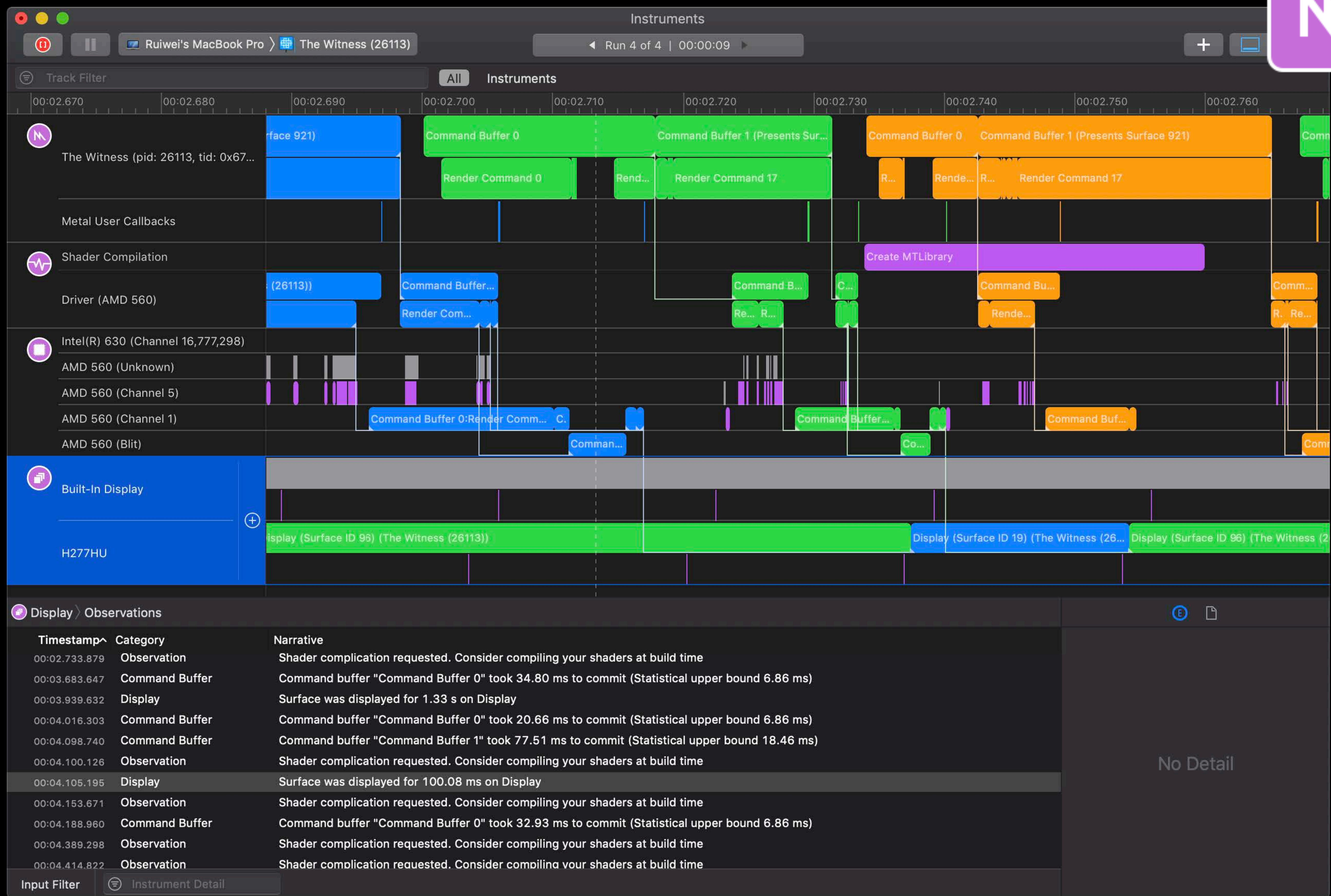

- Games that render sophisticated 3D environments
- Video processing apps, like Final Cut Pro
- Data-crunching apps, such as those used to perform scientific research

Metal works hand-in-hand with other frameworks that supplement its capability. Use [MetalKit](#) to simplify the task of getting your Metal content onscreen. Use [Metal Performance Shaders](#) to implement custom rendering functions or to take advantage of a large library of existing functions.


Many high level Apple frameworks are built on top of Metal to take advantage of its performance, including [Core Image](#), [SpriteKit](#), and [SceneKit](#). Using one of these high-level frameworks shields you from the details of GPU programming, but writing custom Metal code enables you to achieve the highest level of performance.

On This Page

[Overview](#) ▾[Topics](#) ▾[See Also](#) ▾




Goals



Goals


Transparency → Trust



Goals

Transparency → Trust

Explain cost, determine responsibility




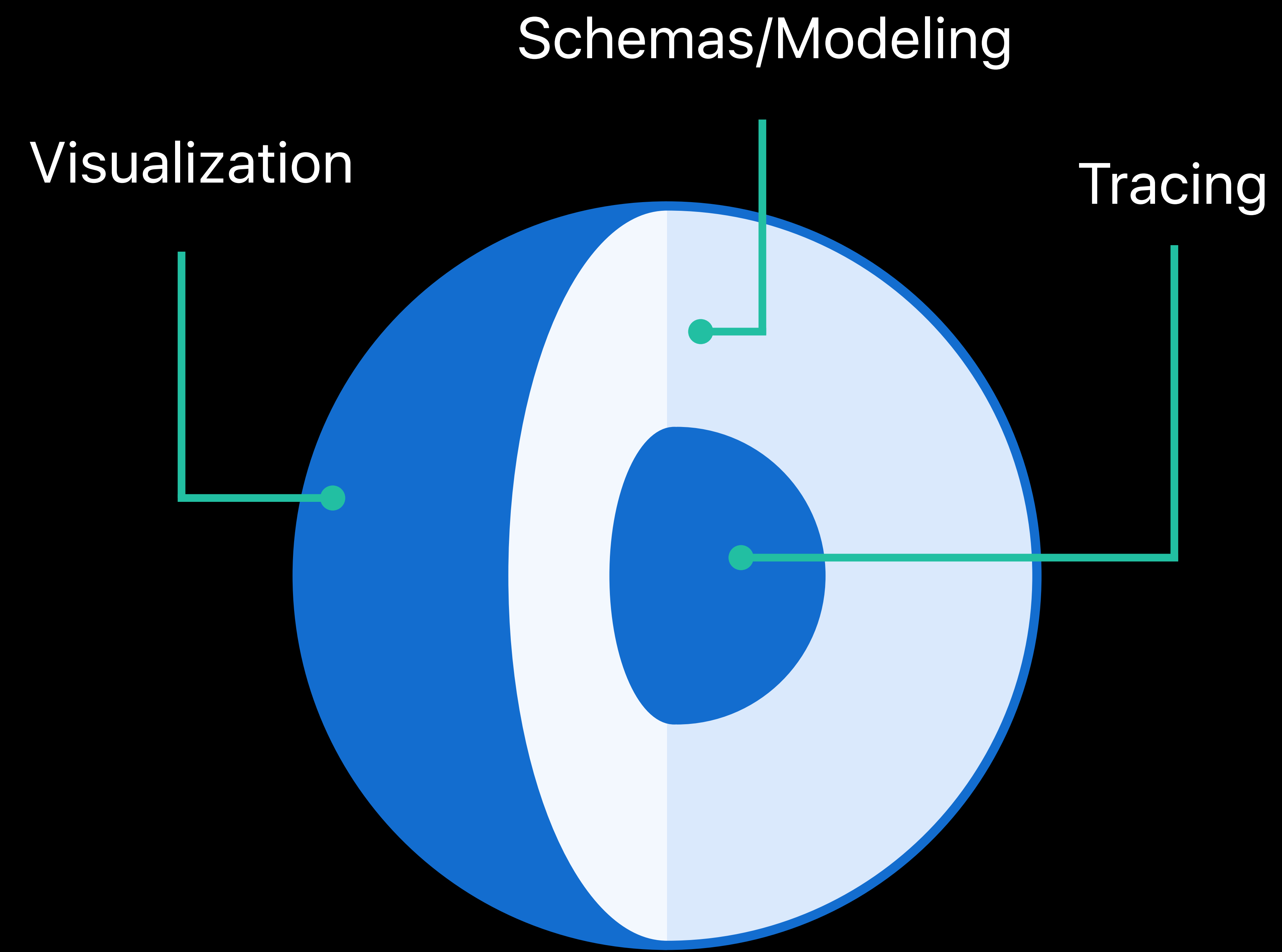
Goals

Transparency → Trust

Explain cost, determine responsibility

Opportunity to tell your story





Tracing: Adding `os_signpost` to your code

Modeling: Adding structure to temporal data

Visualization: Telling your story with an instrument

Tracing: Adding `os_signpost` to your code

Modeling: Adding structure to temporal data

Visualization: Telling your story with an instrument

os_signpost

Low-cost tracing primitive

Points (.event) or intervals (.begin/.end)

```
os_signpost(type, log: logHandle, name: name, signpostID: spid, format, args...)
```



```
os_signpost_interval_begin(logHandle, spid, name, ...)  
os_signpost_interval_end(logHandle, spid, name, ...)  
os_signpost_event_emit(logHandle, spid, name, ...)
```

The C logo icon, which is a white letter 'C' inside a dark square with a thin border.

C

os_signpost

Low-cost tracing primitive

Points (.event) or intervals (.begin/.end)

```
os_signpost(type, log: logHandle, name: name, signpostID: spid, format, args...)
```



```
os_signpost_interval_begin(logHandle, spid, name, ...)  
os_signpost_interval_end(logHandle, spid, name, ...)  
os_signpost_event_emit(logHandle, spid, name, ...)
```

The C logo icon, which is a white letter 'C' inside a dark square with a thin border.

C

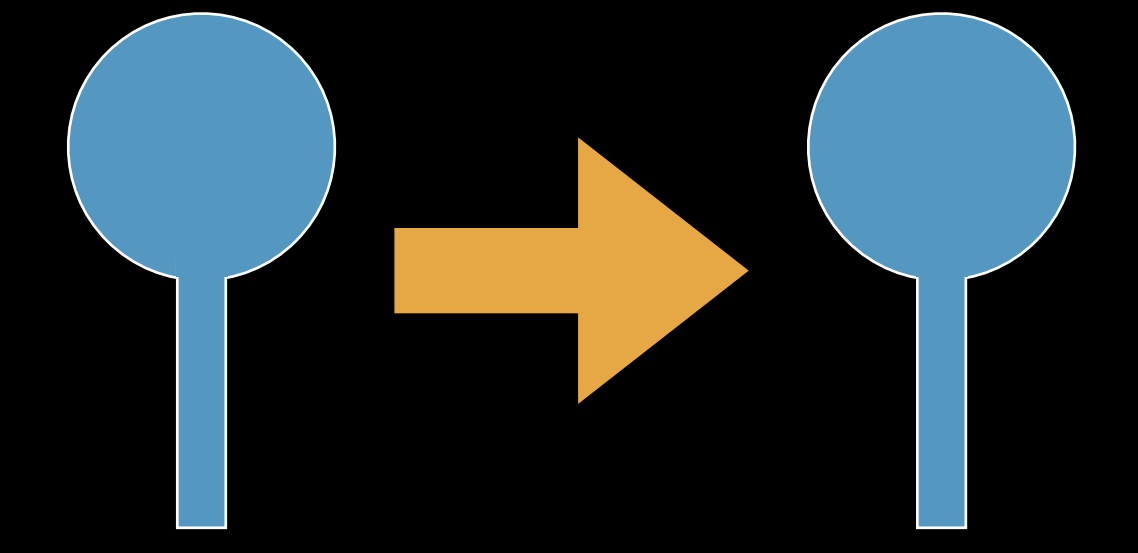
os_signpost

OSLog-based

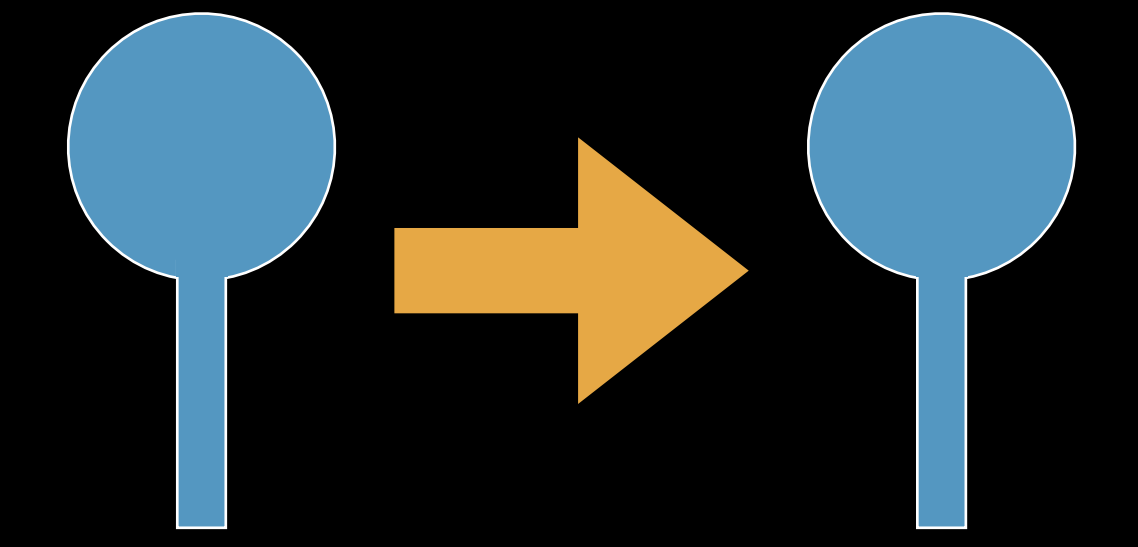
- Subsystem
- Category

Structure: Subsystem → Category → Name

Tracing Merits



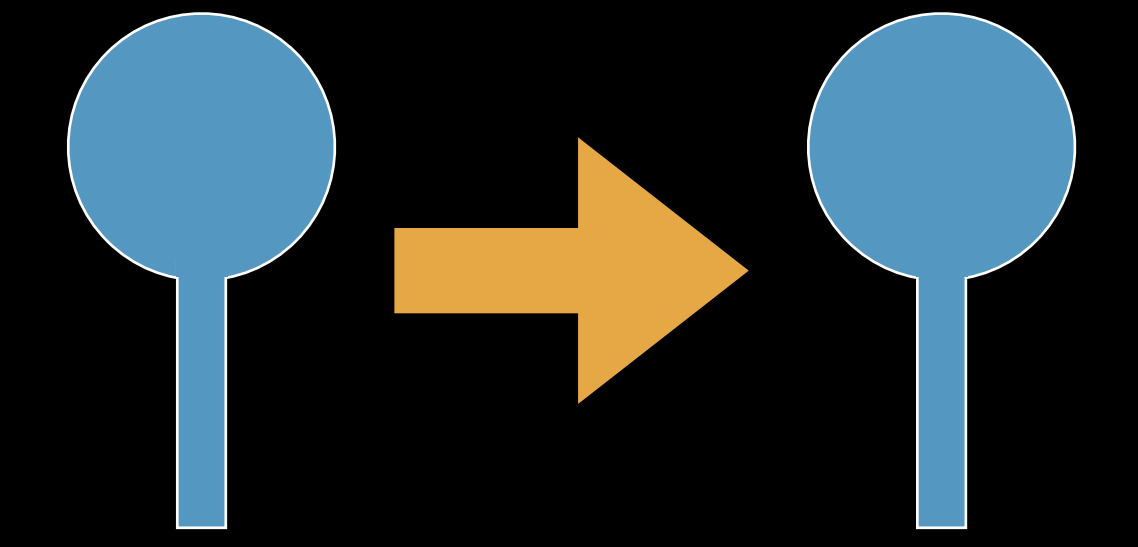
Tracing Merits



Temporal

- Implicitly records `mach_continuous_time`
- Inherently support overlapping intervals with `signpostID`

Tracing Merits




Temporal

- Implicitly records `mach_continuous_time`
- Inherently support overlapping intervals with `signpostID`

Low cost

- Format strings are `__TEXT` constants, cheap
- Not `#DEBUG`-only — leave them in

Signpost Schema



```
os_signpost(type, log: logHandle, name: name, signpostID: spid, format, args...)
```

Available Columns

Explicit

event-type, subsystem, category, name, identifier, format-string, message

Implicit

time, thread, process, scope, backtrace*

* .dynamicStackTracing only

Modes of `os_signpost`

Modes of `os_signpost`

Enabled (default)

- Low-cost, logged to ring buffer

Modes of `os_signpost`

Enabled (default)

- Low-cost, logged to ring buffer

Streaming

- Higher cost when Instruments, `log stream --signpost` displaying live

Modes of `os_signpost`

Enabled (default)

- Low-cost, logged to ring buffer

Streaming

- Higher cost when Instruments, `log stream --signpost` displaying live

Dynamic

- `OSLog.Category.dynamicTracing`, `.dynamicStackTracing`
- Instruments enables only when recording

Tracing Cost

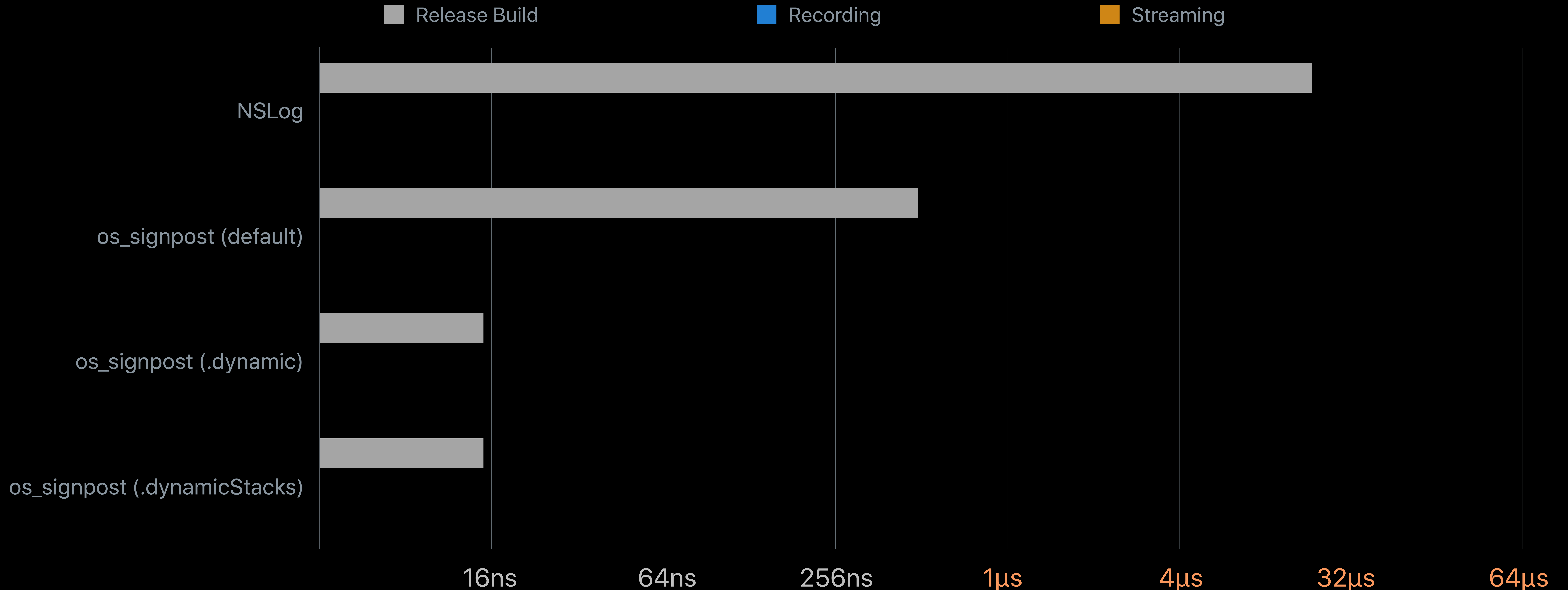
Order of magnitude approximations



Smaller is better
(logarithmic scale)

Tracing Cost

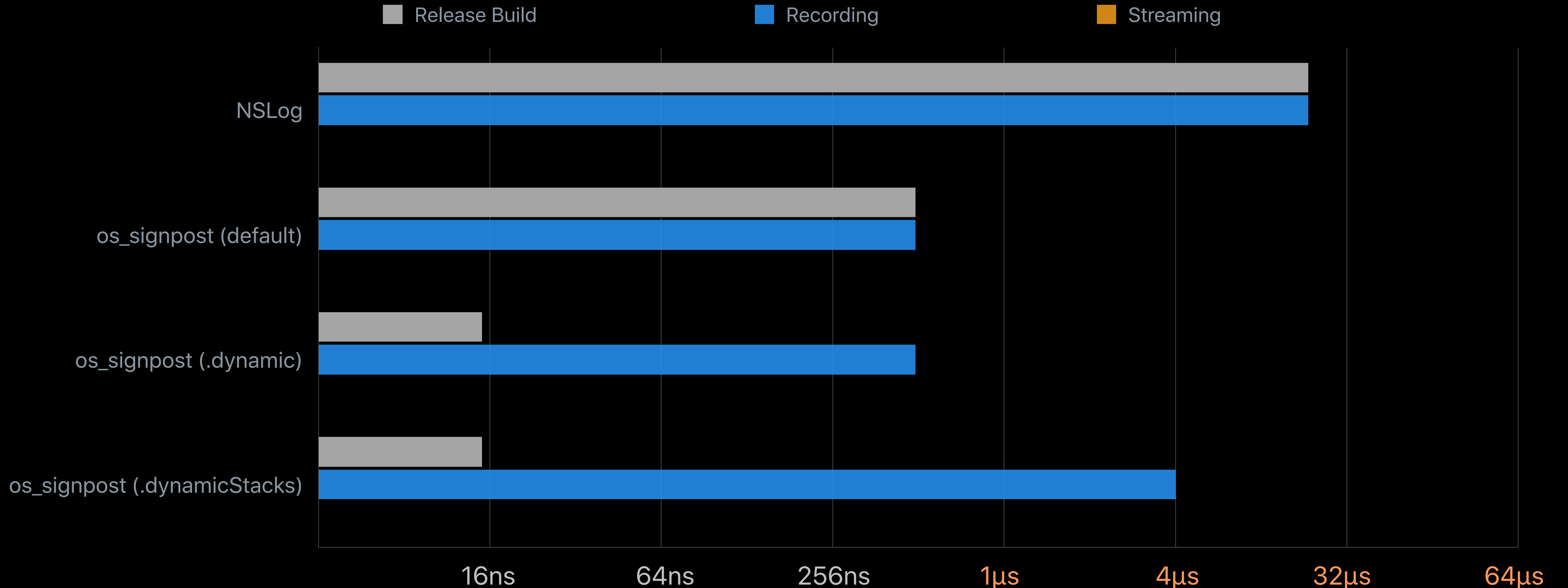
Order of magnitude approximations



Smaller is better
(logarithmic scale)

Tracing Cost

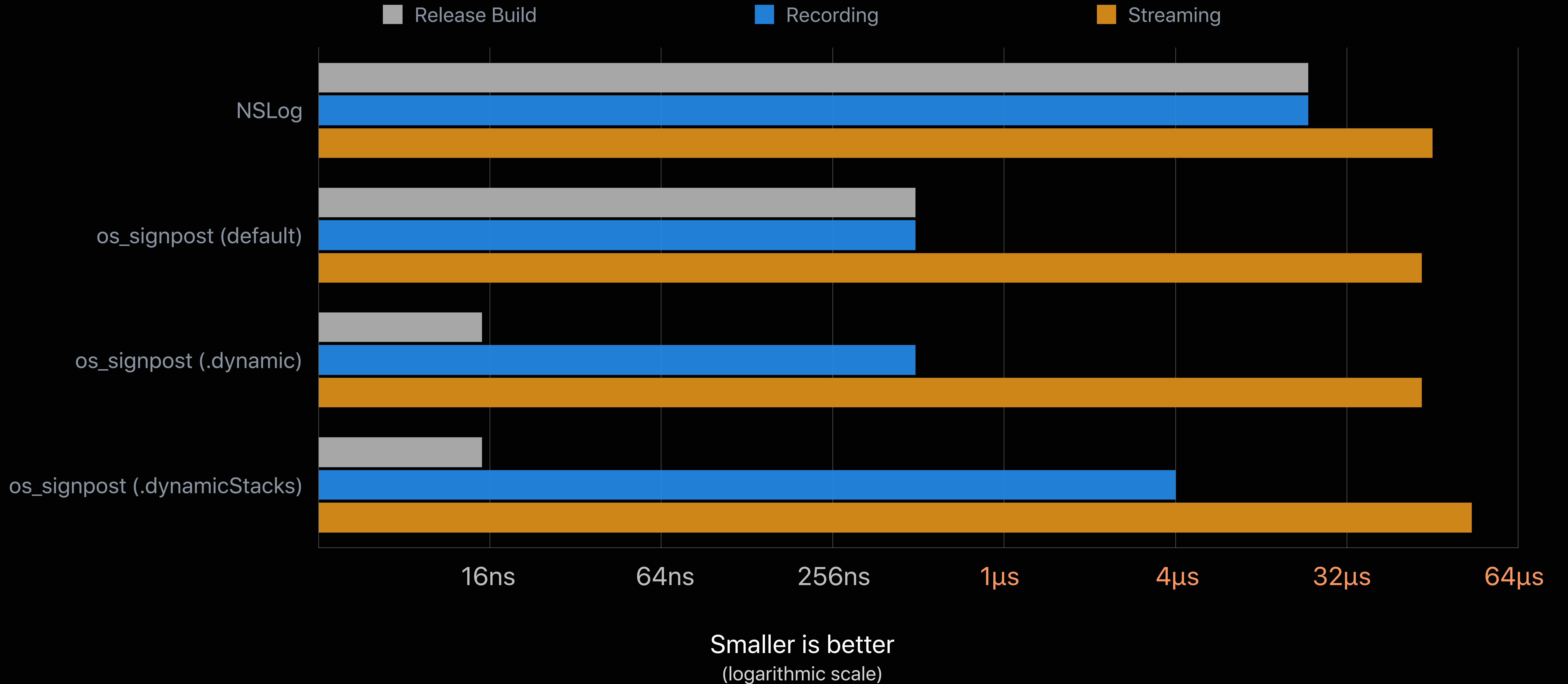
Order of magnitude approximations



Smaller is better
(logarithmic scale)

Tracing Cost

Order of magnitude approximations



Minimizing Overhead

Minimizing Overhead

Record in deferred/last few seconds mode

Minimizing Overhead

Record in deferred/last few seconds mode

Use `.dynamicTracing` categories

```
let normalLog = OSLog(subsystem: "com.org.MyFramework", category: "CompressorPhases")
let highRateLog = OSLog(subsystem: "com.org.MyFramework", category: .dynamicTracing)
let needStacksLog = OSLog(subsystem: "com.org.MyFramework", category: .dynamicStackTracing)
```

Staying Under the Radar

Back-of-the-envelope math

Staying Under the Radar

Back-of-the-envelope math

< 1% CPU

(enabled, not streaming)

Staying Under the Radar

Back-of-the-envelope math

$$\mathbf{X} * \frac{\sim 500\text{ns}}{\text{signpost}} < 1\% \text{ CPU}$$

(enabled, not streaming)

Staying Under the Radar

Back-of-the-envelope math

$$\mathbf{X} * \frac{\sim 500\text{ns}}{\text{signpost}} < 1\% \text{ CPU}$$

(enabled, not streaming)

$$\rightarrow \mathbf{X} < \frac{\sim 20,000 \text{ signposts}}{\text{second}}$$

Staying Under the Radar

Back-of-the-envelope math

$$\mathbf{X} * \frac{\sim 500\text{ns}}{\text{signpost}} < 1\% \text{ CPU}$$

(enabled, not streaming)

$$\rightarrow \mathbf{X} < \frac{\sim 20,000 \text{ signposts}}{\text{second}} = \frac{\sim 83 \text{ intervals}}{\text{frame}} @120 \text{ fps}$$

Tailored to Your Audience

Tailored to Your Audience

Signposts use **shared** system resources

- Cost will vary by device hardware, software load
- As always — use what you need

Tailored to Your Audience

Signposts use **shared** system resources

- Cost will vary by device hardware, software load
- As always — use what you need

One or more OSLog handles per audience

- Tools for clients
- Tools for contributors

Tracing Best Practices

Tracing Best Practices

1. Always end intervals! `defer { }` when possible to avoid missing returns

```
do {
  let uniqueID = OSSignpostID(myHandle)
  os_signpost(.begin, log: myHandle, name: "Calculations", signpostID: uniqueID)
  let result = try expensiveProcessing(payloadData)
  /* additional result processing */
  os_signpost(.end, log: myHandle, name: "Calculations", signpostID: uniqueID)
} catch {
  /* handle error */
}
```

Tracing Best Practices

1. Always end intervals! `defer { }` when possible to avoid missing returns

```
do {  
  let uniqueID = OSSignpostID(myHandle)  
  os_signpost(.begin, log: myHandle, name: "Calculations", signpostID: uniqueID)  
  let result = try expensiveProcessing(payloadData)  
  /* additional result processing */  
  os_signpost(.end, log: myHandle, name: "Calculations", signpostID: uniqueID)  
} catch {  
  /* handle error */  
}
```



Tracing Best Practices

1. Always end intervals! `defer { }` when possible to avoid missing returns

```
do {  
  let uniqueID = OSSignpostID(myHandle)  
  os_signpost(.begin, log: myHandle, name: "Calculations", signpostID: uniqueID)  
  defer { os_signpost(.end, log: myHandle, name: "Calculations", signpostID: uniqueID) }  
  let result = try expensiveProcessing(payloadData)  
  /* additional result processing */  
} catch {  
  /* handle error */  
}
```



Tracing Best Practices

2. Log data **once** in earliest trace point available

```
os_signpost(.begin, log: myHandle, name: "DecodingPhase",  
            "Request %u: decoding %lu bytes", requestNumber, raw.size)
```

```
// deserialization work
```

```
os_signpost(.end, log: myHandle, name: "DecodingPhase",  
            "Request %u: %lu -> %lu bytes", requestNumber, raw.size, decoded.size)
```



```
os_signpost(.end, log: myHandle, name: "DecodingPhase",  
            "Decoded size: %lu bytes", decoded.size)
```



Tracing Best Practices

2. Log data **once** in earliest trace point available

```
let spid = OSSignpostID(myHandle)
os_signpost(.begin, log: myHandle, name: "DecodingPhase", signpostID: spid
    "Request %u: decoding %lu bytes", requestNumber, raw.size)
```

```
os_signpost(.end, log: myHandle, name: "DecodingPhase", signpostID: spid
    "Decoded size: %lu bytes", decoded.size)
```

Tracing Best Practices

3. Avoid expensive argument evaluation

```
os_signpost(.event, log: myLoggingHandle, name: "ReceivedPayload",  
            "Details: %@", myObject.expensiveJSONDecodedProperty.description)
```



Tracing Best Practices

3. Avoid expensive argument evaluation

```
os_signpost(.event, log: myLoggingHandle, name: "ReceivedPayload",  
            "Details: %@", myObject.expensiveJSONDecodedProperty.description)
```



```
if myLoggingHandle.signpostsEnabled {  
    let decoded = myObject.expensiveJSONDecodedProperty  
    os_signpost(.event, log: myLoggingHandle, name: "ReceivedPayload",  
                "Details: %@", decoded.description)  
}
```



Tracing Best Practices

4. Only trace what you need, consider **guard** preconditions

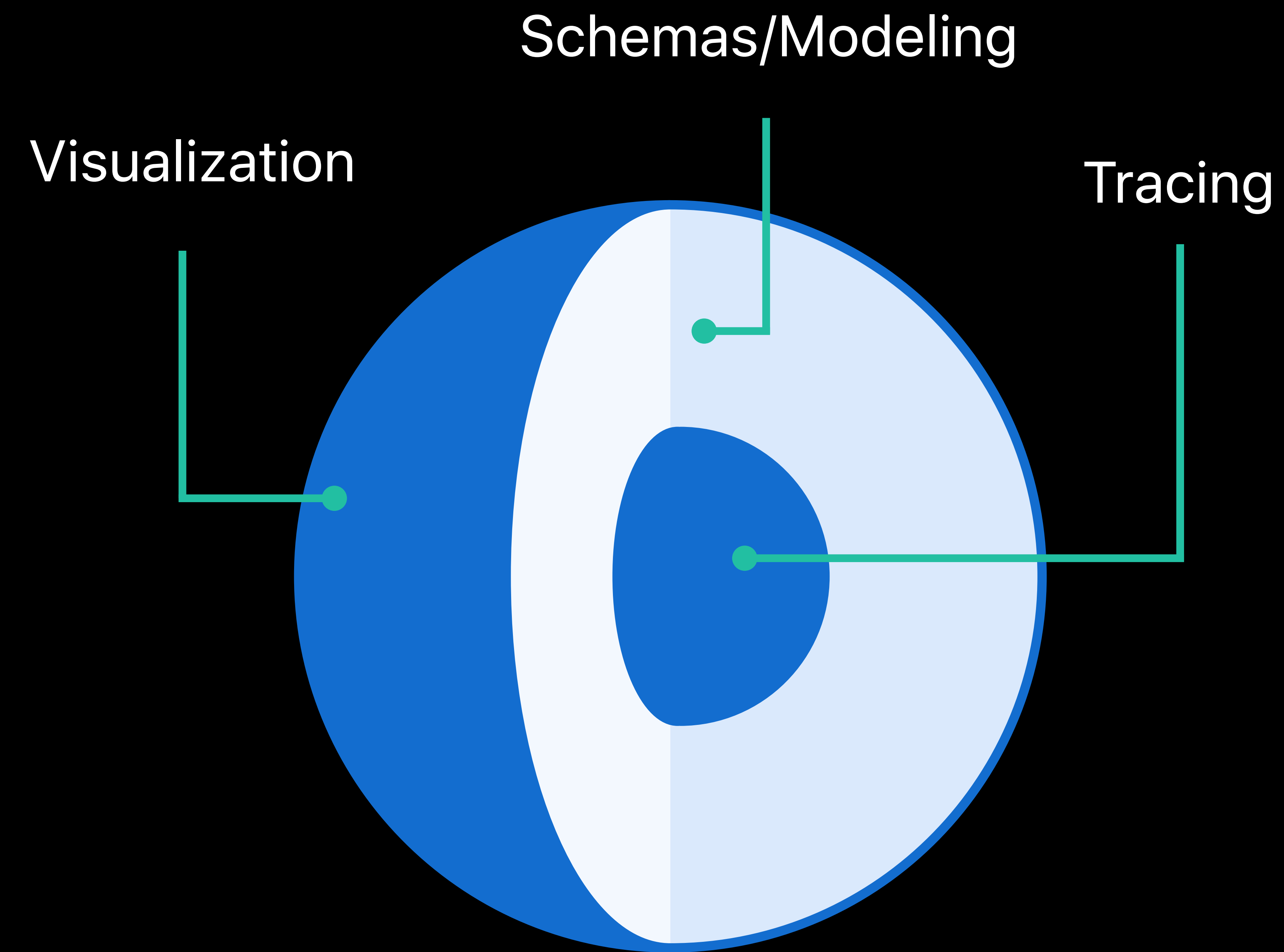
```
func needsDecompression(data: Data) -> Bool {
  os_signpost(.begin, log: myHandle, name: "Validation")
  defer { os_signpost(.end, log: myHandle, name: "Validation") }
  guard data.count > Int(vm_page_size) else {
    return false // not worth the trouble for such a small payload
  }
  // more expensive validation logic
}
```


Tracing Best Practices

4. Only trace what you need, consider **guard** preconditions

```
func needsDecompression(data: Data) -> Bool {  
    guard data.count > Int(vm_page_size) else {  
        return false // not worth the trouble for such a small payload  
    }  
    os_signpost(.begin, log: myHandle, name: "Validation")  
    defer { os_signpost(.end, log: myHandle, name: "Validation") }  
    // more expensive validation logic  
}
```

Tracing Is Basis for Tools



Keeping Trace Points Stable

Avoid tracing frequently changing implementation details

No need to worry about inlining

Tools depend on stability of handles, signpost names, and format strings

Keeping Trace Points Stable

Avoid tracing frequently changing implementation details

No need to worry about inlining

Tools depend on stability of handles, signpost names, and format strings

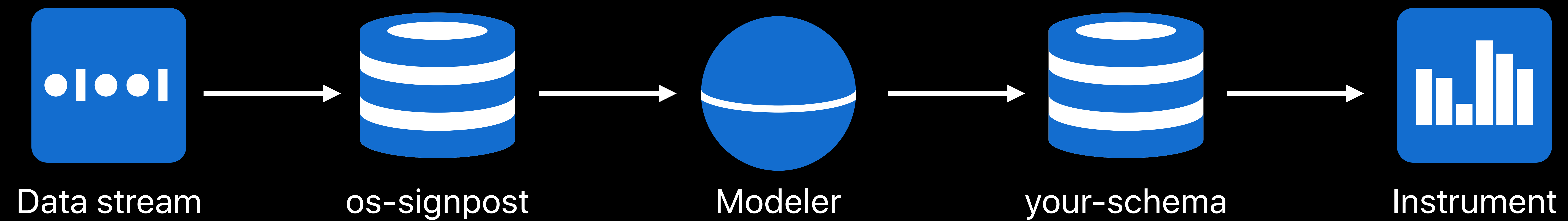
```
let logHandle = OSLog(subsystem: "com.org.MyFramework",  
                      category: "Instrumented Activity")  
os_signpost(.begin, log: logHandle, name: "ManagerLifecycle",  
            signpostID: .exclusive, "[%@] Activated with delegate: %p",  
            self.managerUUID, self.delegate)
```


Tracing: Adding `os_signpost` to your code

Modeling: Adding structure to temporal data

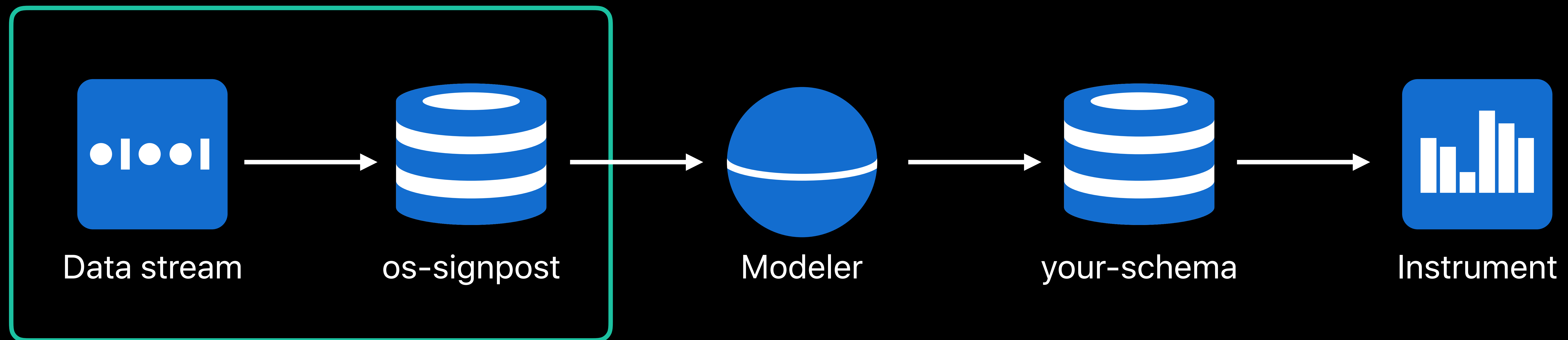
Visualization: Telling your story with an instrument

Instruments Architecture



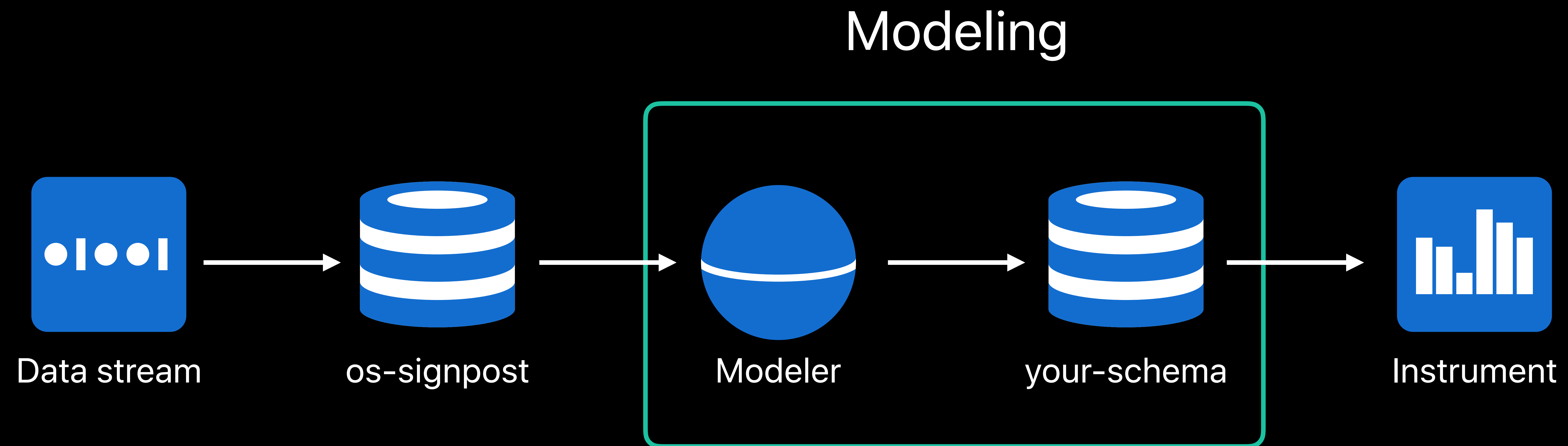
Instruments Architecture

Tracing



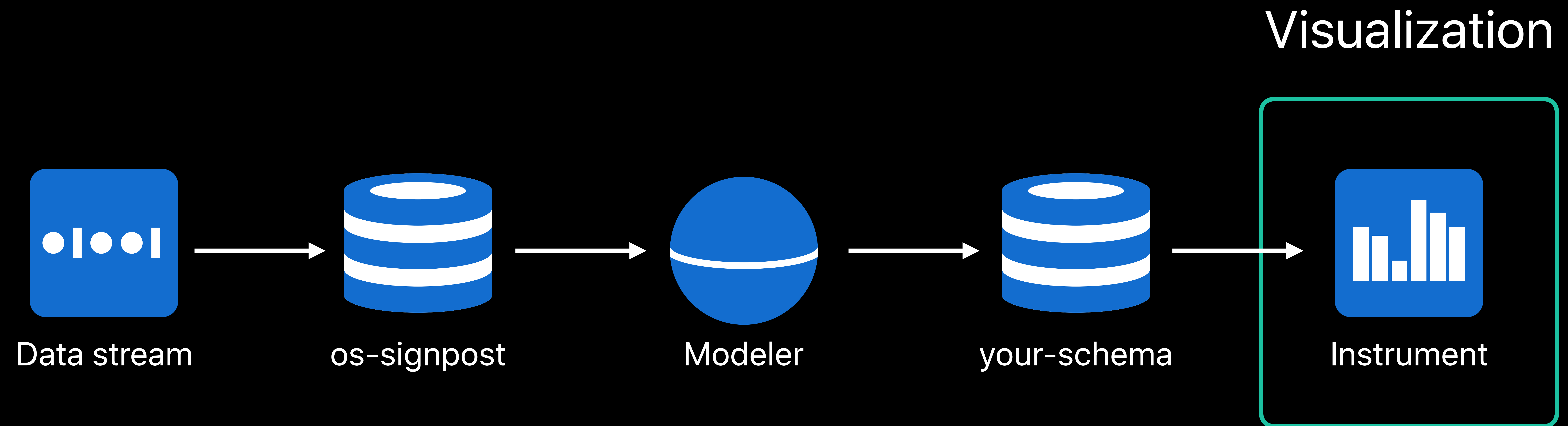
```
os_signpost(.begin, log: log, name: "Inflate", "(%@) Compressed: %d", tag, size)
[...]  
os_signpost(.end, log: log, name: "Inflate", "Expanded: %d", final)
```

Instruments Architecture



start	duration	thread	client-tag	expanded	compressed	ratio
0:00:001.324	342ms	Thread 0x4016	Textures	14.11 MiB	4.32 MiB	3.27:1

Instruments Architecture



Getting Data into Instruments




All data is time-ordered

- Point or Interval schemas

CLIPS Modelers


- Generated and custom

Getting Started



1. Built-in `os_signpost` instrument
 - Use instrument inspector to see raw data

Getting Started



1. Built-in os_signpost instrument

- Use instrument inspector to see raw data

2. New Target → Instruments Package

- Define schema
 - Automatic modeler: `<os-signpost-{point|interval}-schema>`
- Define an Instrument to require/display
 - `<instrument>` must `<create-table>`

Demo

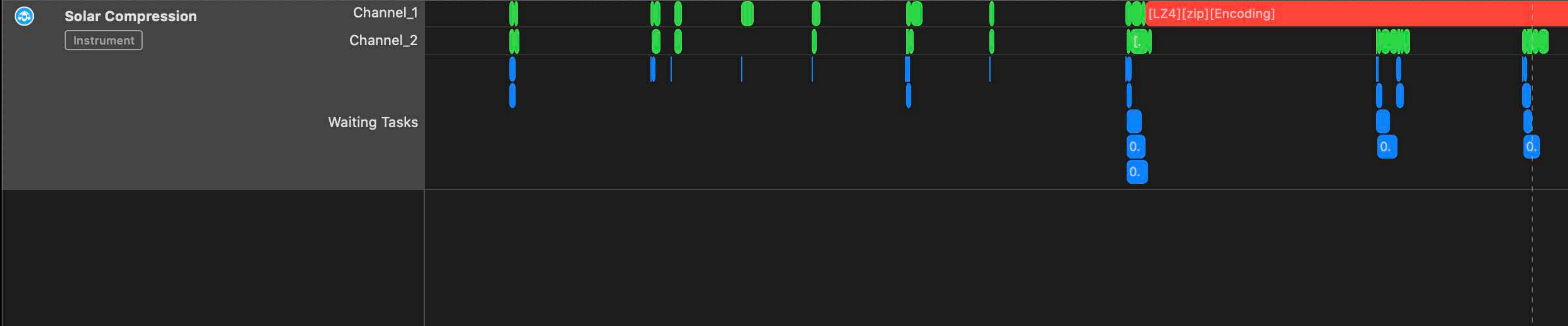
From os_signpost to Instruments

Kacper Harasim, Software Engineer



Compression Manager > Summary: Intervals

Name / Start Message / End Message	Count	Duration	Min Duration	Avg Duration	Std Dev Duration	Max Duration
▼ * All *	94	4.06 s	83.26 µs	43.16 ms	214.55 ms	2.09 s
▶ CompressionExecution	47	2.92 s	2.08 ms	62.06 ms	302.19 ms	2.09 s
▶ CompressionItemWait	47	1.14 s	83.26 µs	24.25 ms	31.90 ms	124.31 ms



Solar Compression > Task Summary

Compression Kind / Source Extension / Algorithm	Count	Avg Compres...	Avg Duration	Total Durat...	Min Duration	Max Durati...	Std Dev Du...	Min Compres...	Max Compre...
▼ * All *	45	1.1209	11.26 ms	506.69 ms	729.13 μs	332.55 ms	49.05 ms	1.0174	1.4996
▼ Encoding	45	1.1209	11.26 ms	506.69 ms	729.13 μs	332.55 ms	49.05 ms	1.0174	1.4996
▶ png	25	1.0972	2.91 ms	72.77 ms	2.05 ms	5.08 ms	836.19 μs	1.0971	1.0984
▶ mov	14	1.0906	6.81 ms	95.39 ms	4.34 ms	13.14 ms	2.65 ms	1.0881	1.0965
▼ jpg	5	1.3451	1.20 ms	5.99 ms	729.13 μs	1.44 ms	271.70 μs	1.2641	1.4996
LZ4	5	1.3451	1.20 ms	5.99 ms	729.13 μs	1.44 ms	271.70 μs	1.2641	1.4996
▶ zip	1	1.0173	332.55 ms	332.55 ms	332.55 ms	332.55 ms	n/a	1.0174	1.0174

Custom schema, custom modeler

When you need more: data fusion, inference

Allows you to embed more complex logic

Draw more customized graphs

<point-schema>, <interval-schema>, <modeler>

Tracing: Adding `os_signpost` to your code

Modeling: Adding structure to temporal data

Visualization: Telling your story with an instrument

Data \neq Story

FileActivity

Alejandro's iMac Pro > All Processes

Run 3 of 3 | 00:00:42

Track Filter | All Tracks | Instruments | Threads | Duplicate

The timeline view displays four instrument tracks over a period from 00:00.000 to 01:30.000. A vertical dashed line is positioned at approximately 00:30.000. The tracks are:

- Filesystem Suggestions:** Shows activity levels categorized as High (red), Moderate (orange), and Low (green).
- Filesystem Activity:** Shows Logical Writes (red) and Logical Reads (blue).
- Disk Usage:** Shows Physical Writes (red) and Physical Reads (blue).
- Disk I/O Latency:** Shows Physical I/O latency (blue).

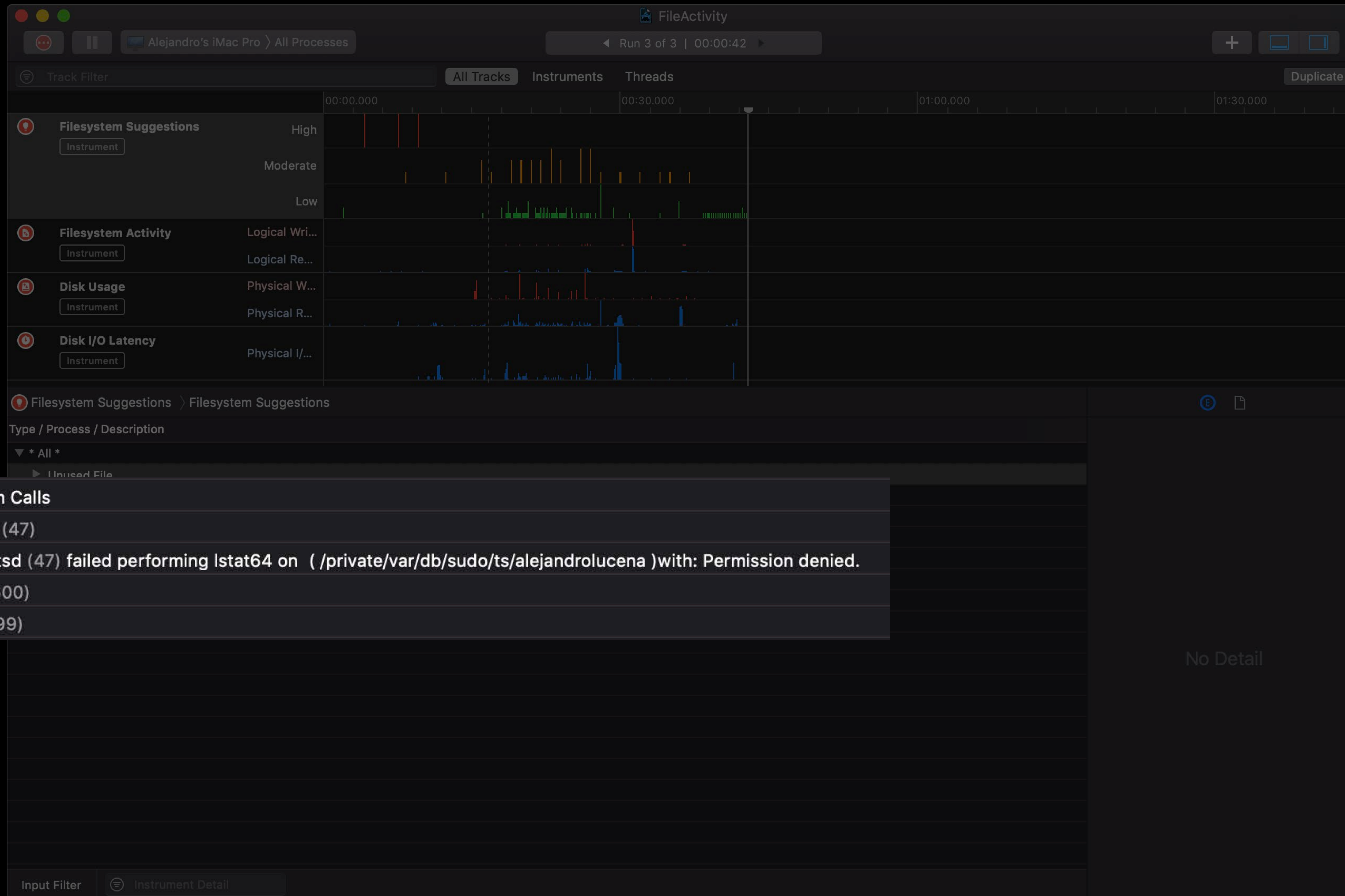
Filesystem Suggestions > Filesystem Suggestions

Type / Process / Description

- * All *
- ▶ Unused File
- ▶ Excessive Writes
- ▼ Failed System Calls
 - ▼ fseventsd (47)
 - fseventsd (47) failed performing lstat64 on (/private/var/db/sudo/ts/alejandrolucena)with: Permission denied.
 - ▶ sudo (90600)
 - ▶ kcm (90599)
- ▶ Suboptimal Caching

No Detail

Input Filter | Instrument Detail

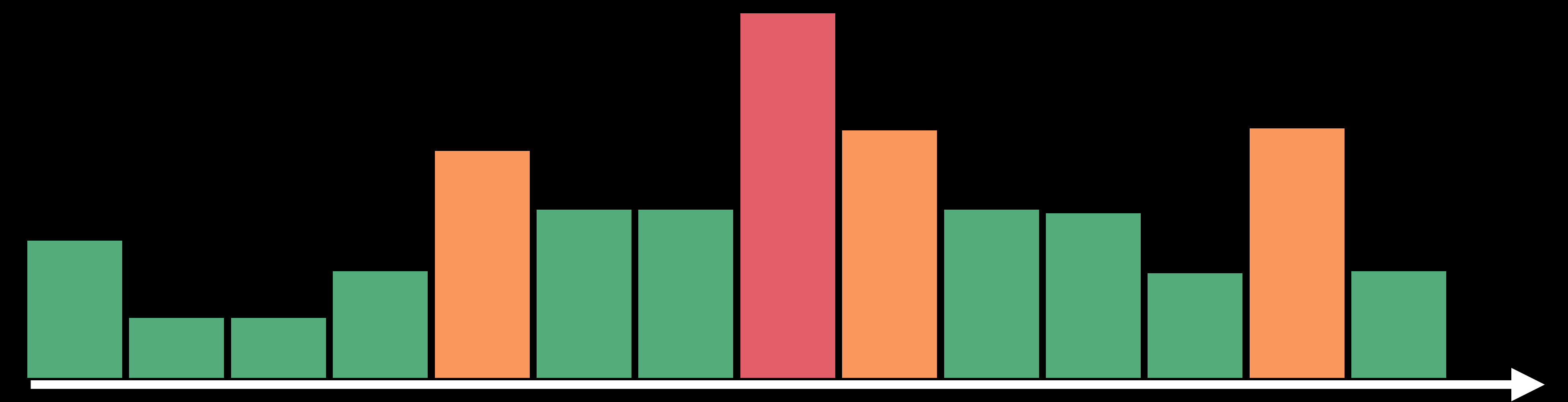


Compelling Stories Have Plots

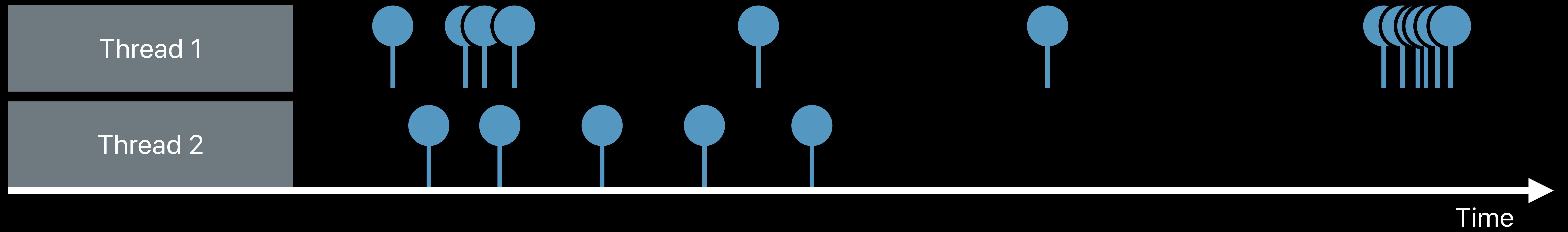
Make problems apparent

Graphs are the first summary

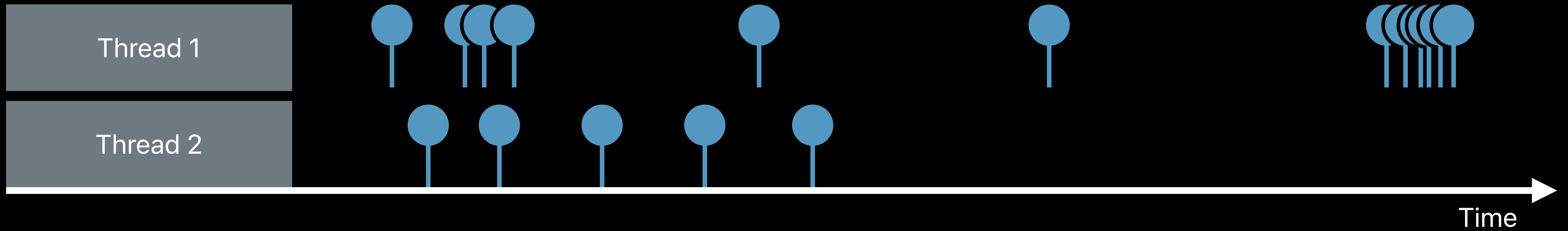
Display in terms of familiar concepts, metrics



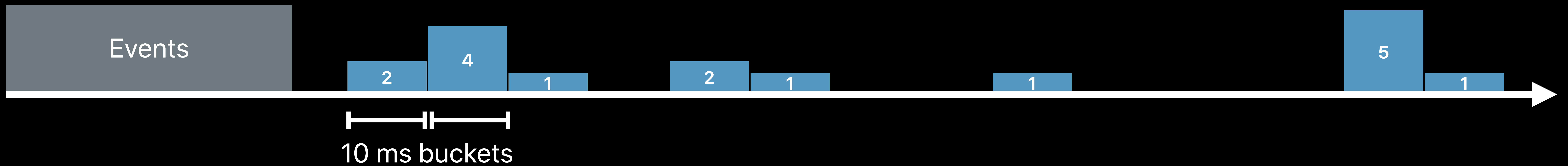
Summarizing Points



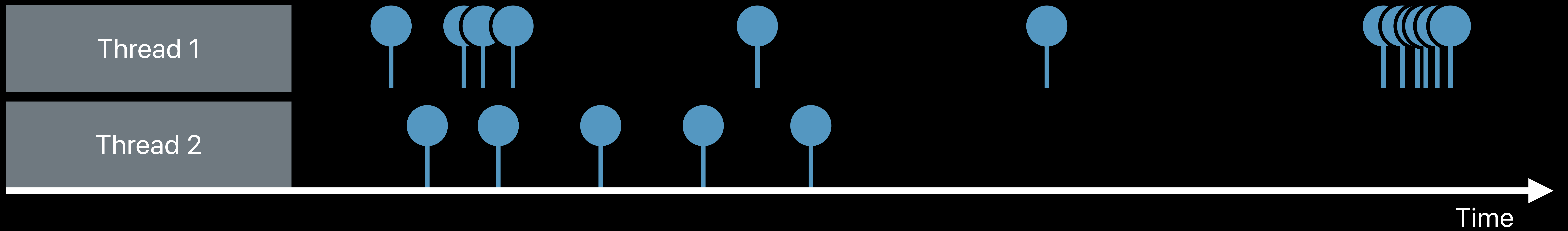
Summarizing Points



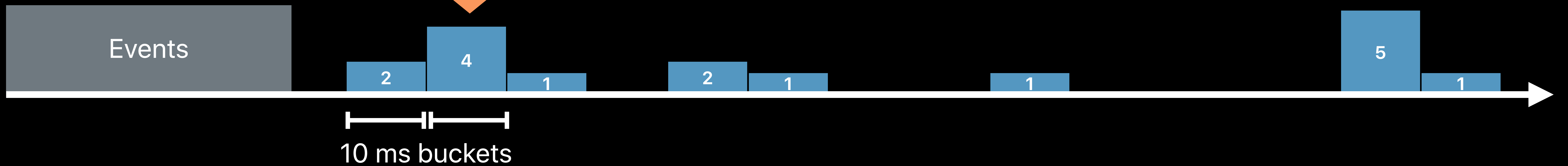
<histogram>



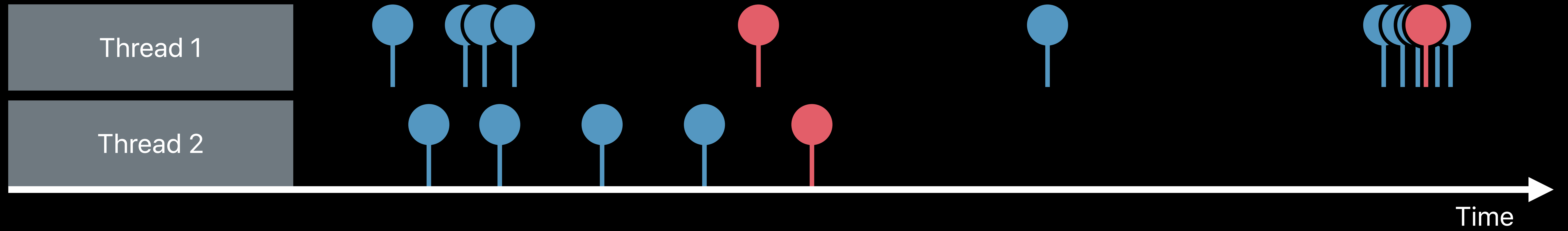
Summarizing Points



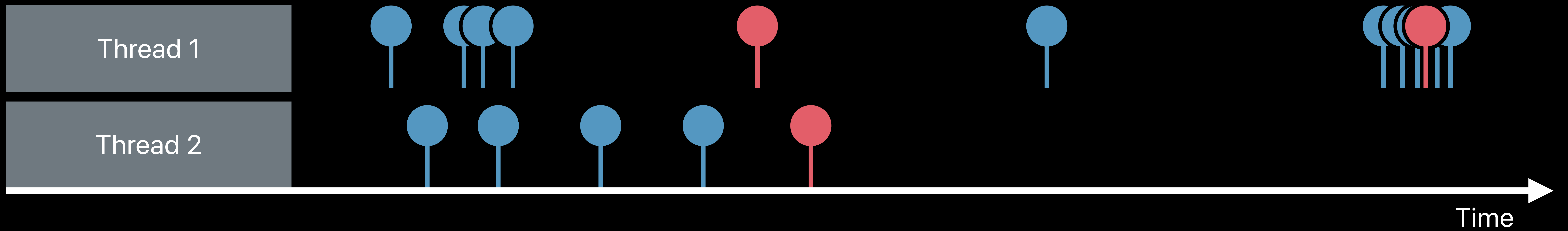
<histogram>



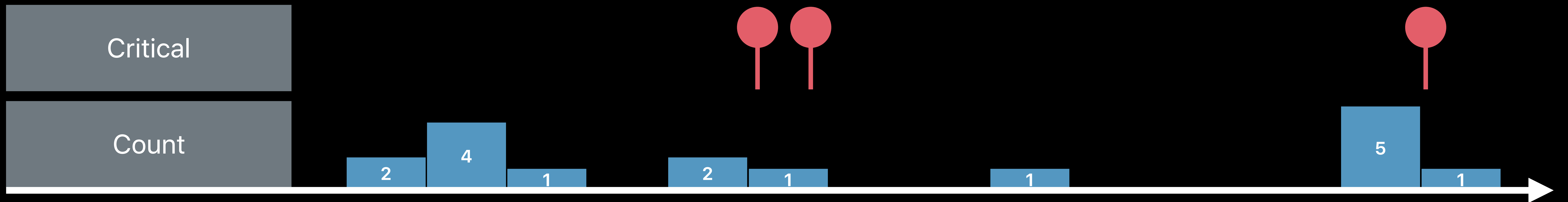
Summarizing Points



Summarizing Points



<plot> + <histogram>



Tabular Summaries

Define which metrics are important

- `<aggregation>`: `<count>`, `<min>`, `<max>`, `<average>`, `<std-dev>`
- Titles, order convey importance

Operation / Process / Path	Total Latency ▾	Count	Bytes
▼ * All *	15.34 ms	28	480.00 KiB
▶ Data Read	10.01 ms	12	80.00 KiB
▶ Page In	4.77 ms	14	392.00 KiB
▶ Data Write	558.90 μs	2	8.00 KiB

Even More Detail

<narrative>: natural language, expressive types

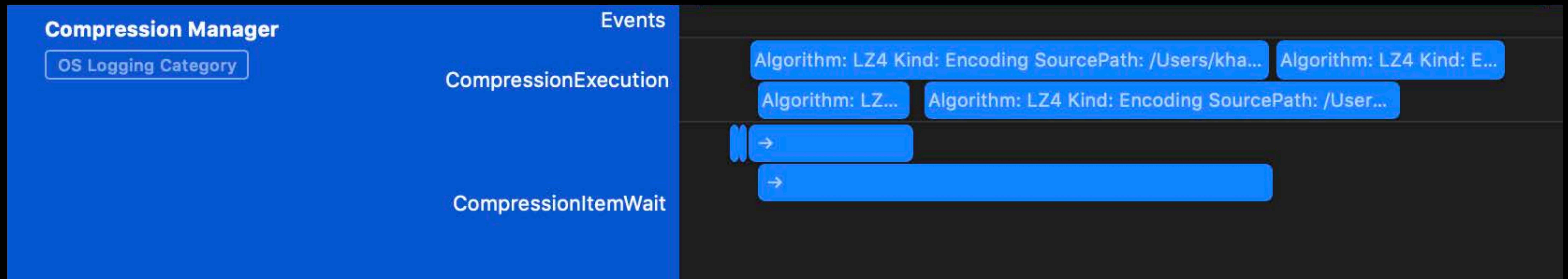
```
00:02.378.744  Interrupted for 1.00 µs while Core 10 serviced an interrupt handler.
00:02.378.745  Ran for 1.58 µs on Core 10 at priority 20
00:02.378.747  Preempted at priority 20 for 5.53 µs because thread was forced off Core 10 by Xcode (pid: 25042, tid: 0x56927) with a priority of 31
00:02.378.752  Ran for 110.75 µs on Core 3 at priority 20
00:02.378.758  Called "mach_msg_trap()" for 5.76 µs
```

```
(set-column-narrative narrative
  "Interrupted for %duration% while %core% serviced an interrupt handler."
  ?duration ?core)
```


Displaying Intervals

Qualified, multiple plots

- <plot>, <plot-template>
- <qualified-by>, <instance-by>

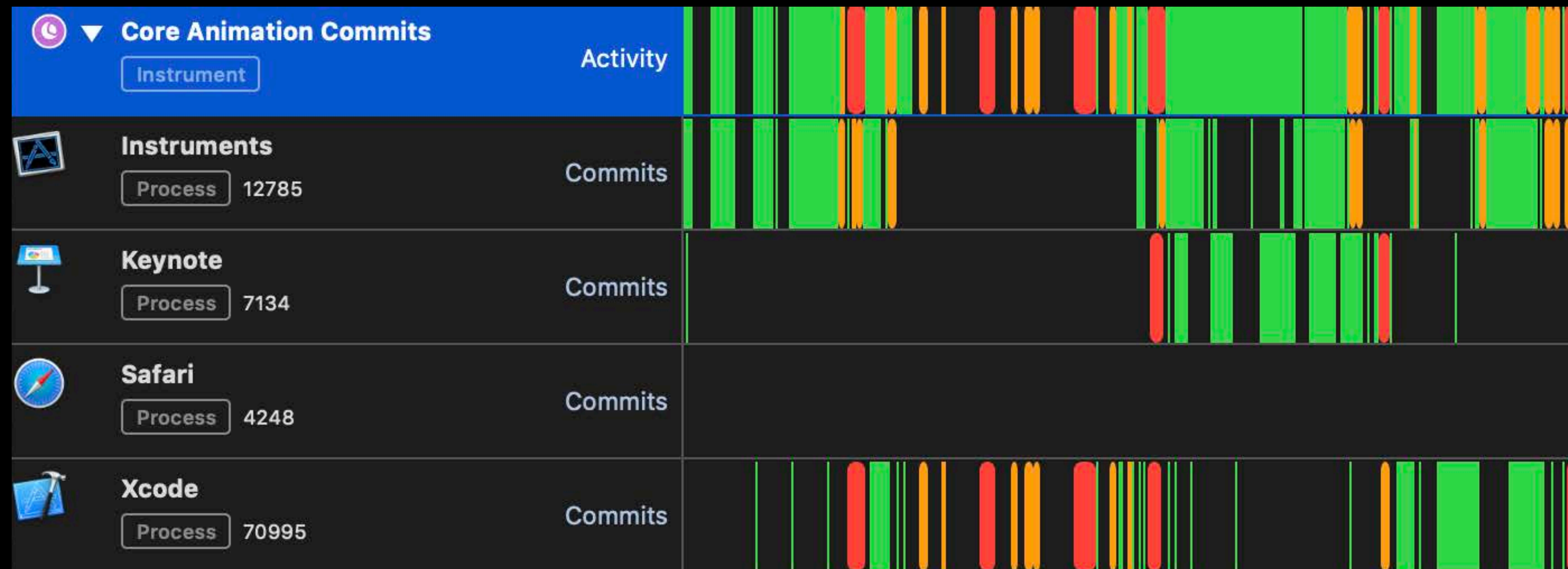


Displaying Intervals


NEW

Hierarchies

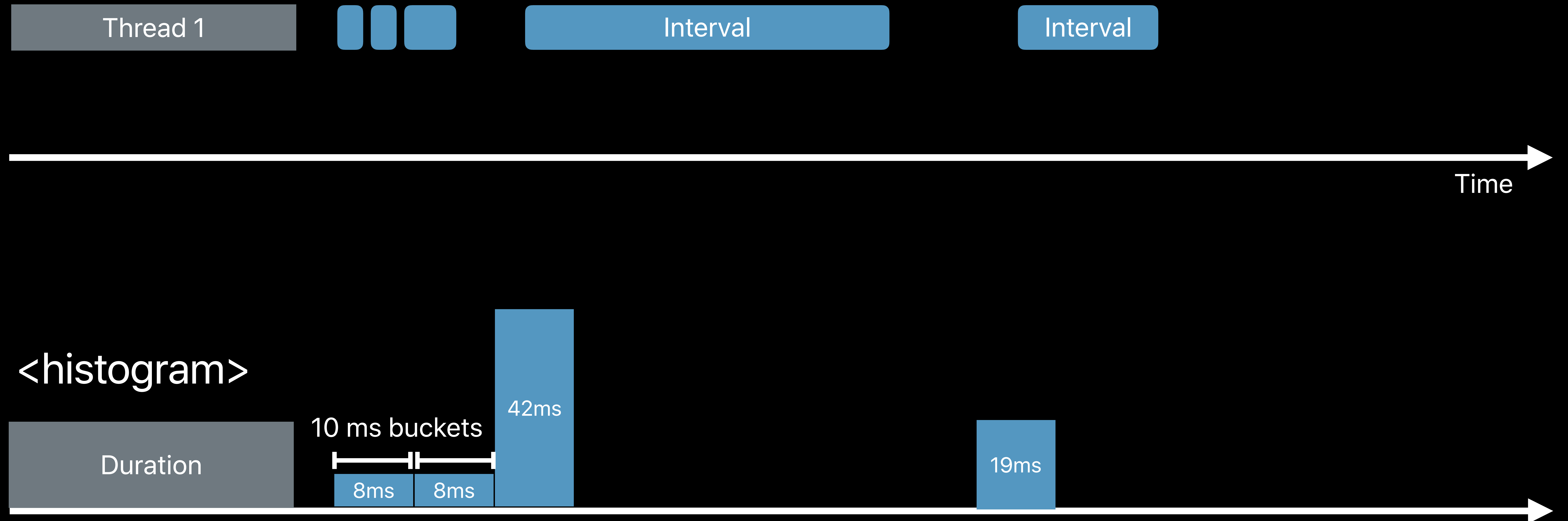
- <engineering-type-track>, <augmentation>
- <hierarchy>, <add-graph>



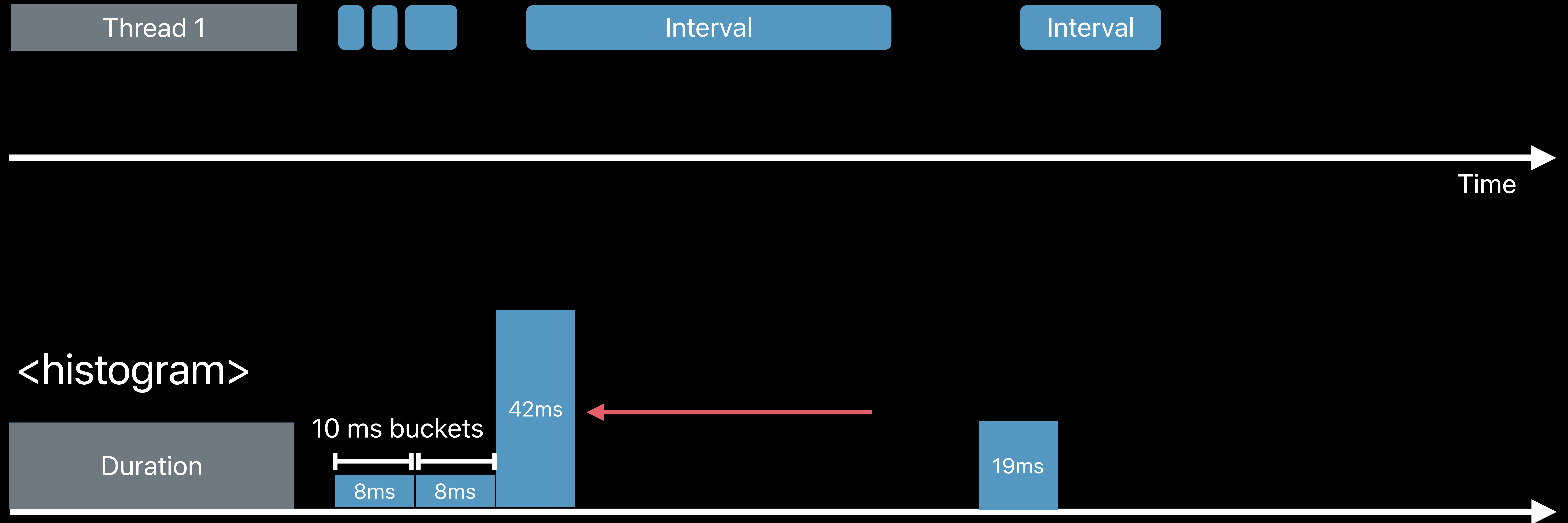
Summarizing Intervals



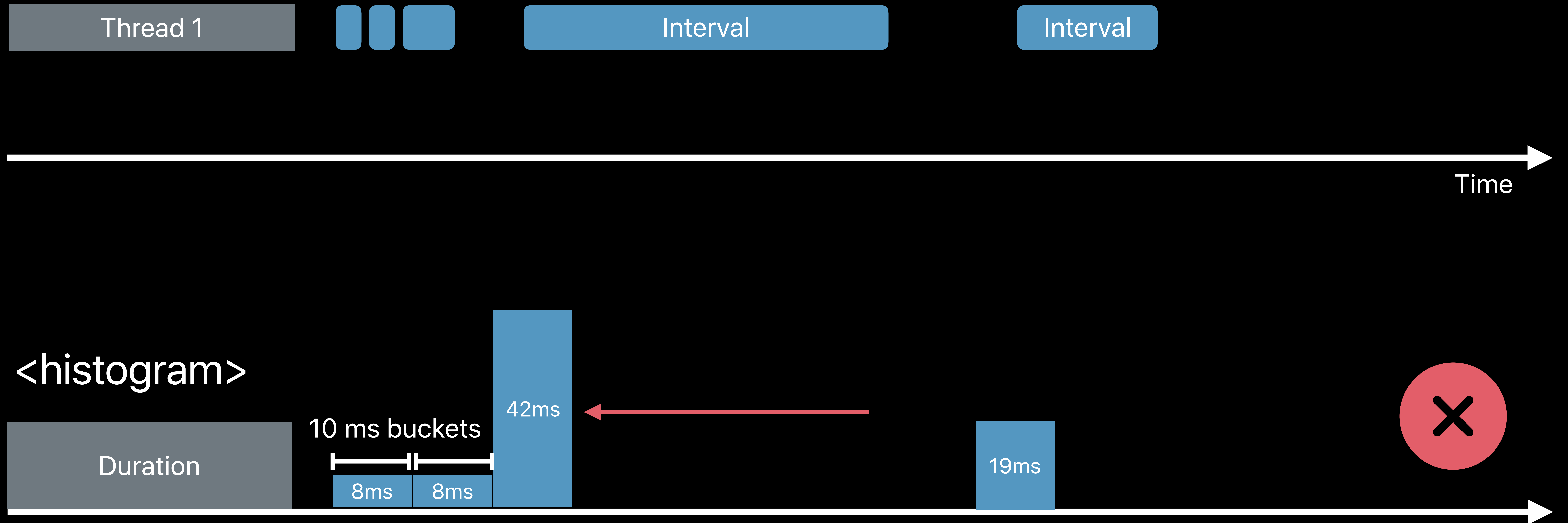
Summarizing Intervals



Summarizing Intervals

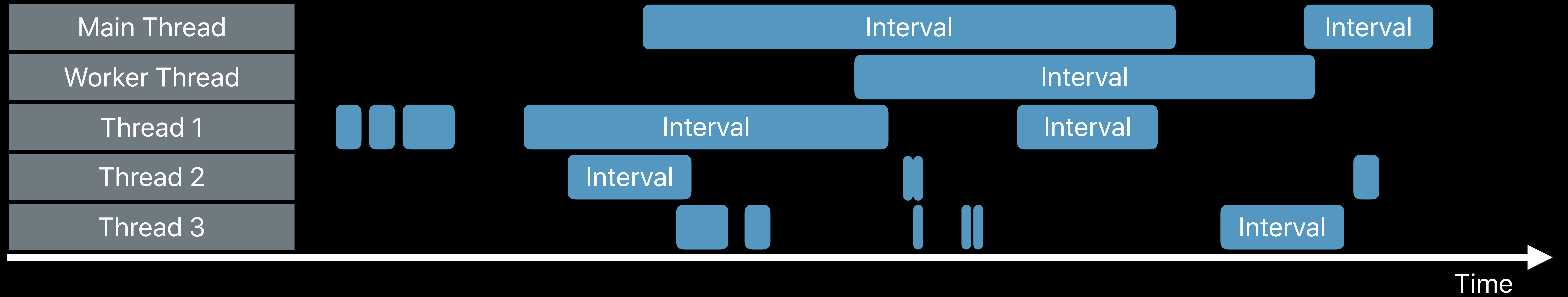


Summarizing Intervals

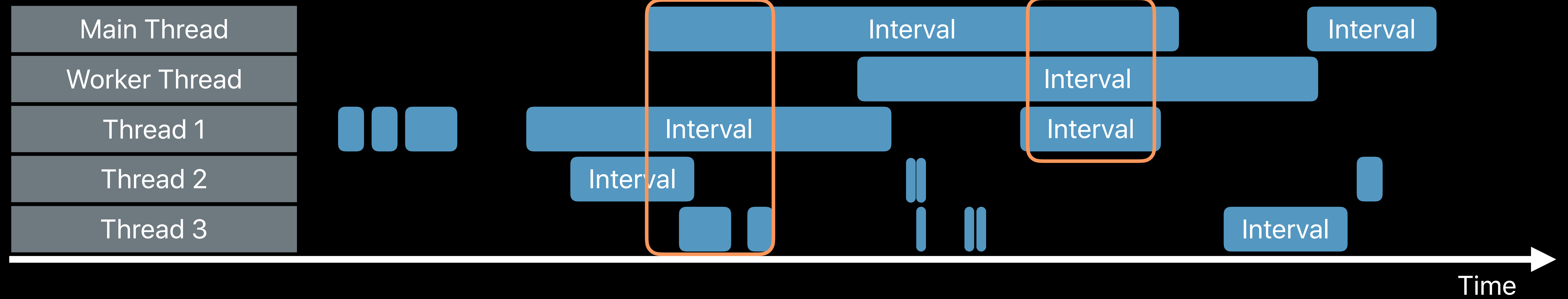


Don't graph time/duration on the Y-axis

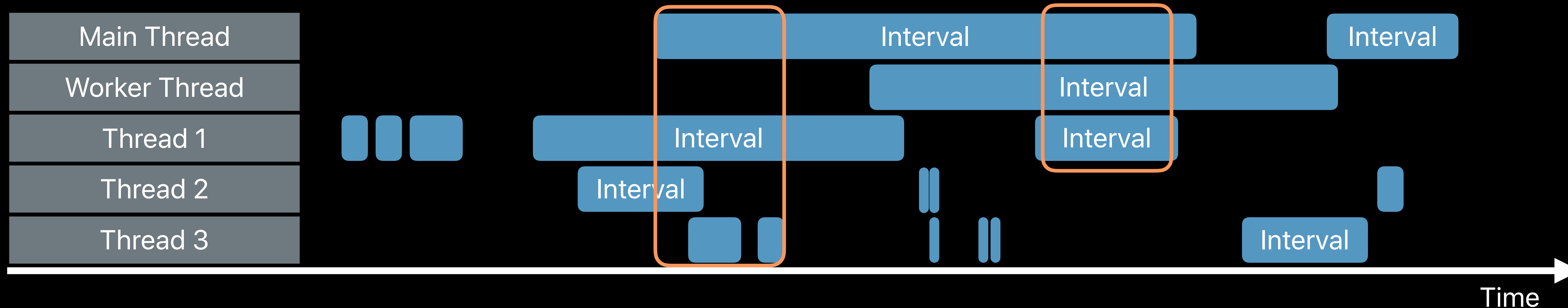
Summarizing Intervals



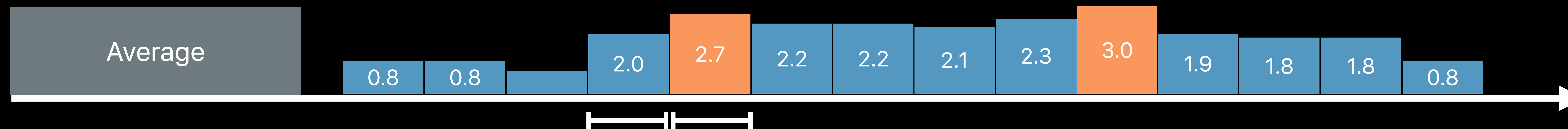
Summarizing Intervals



Summarizing Intervals

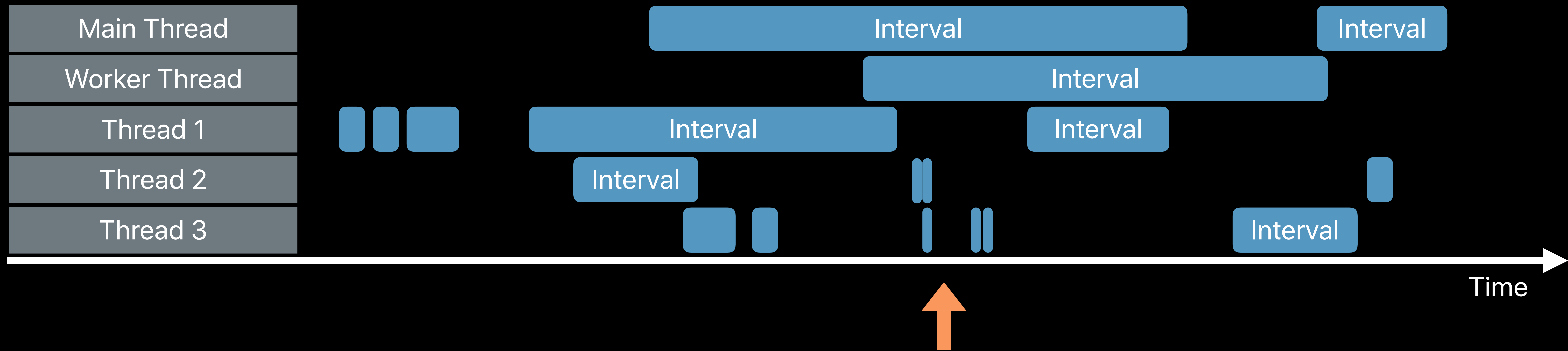


Quantized Utilization

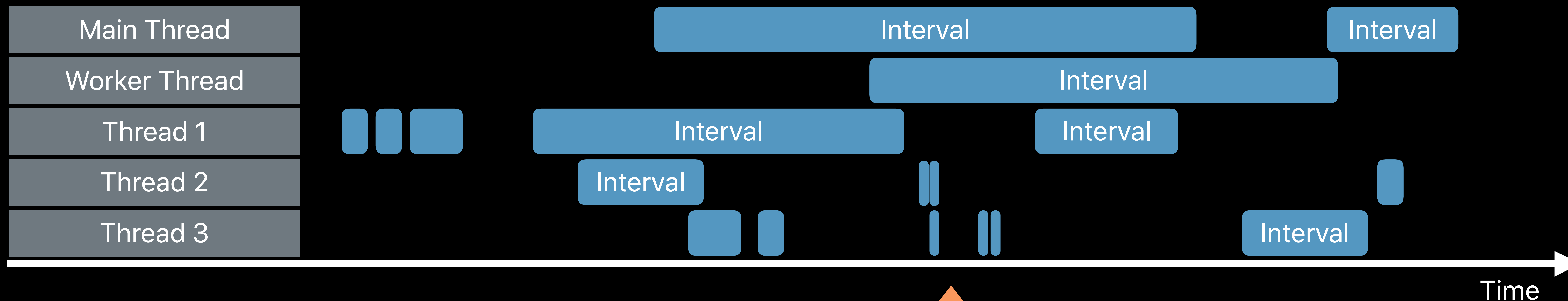


start	duration	utilization	severity
0:00:030.000	10ms	2.0	Low
0:00:040.000	10ms	2.7	Moderate

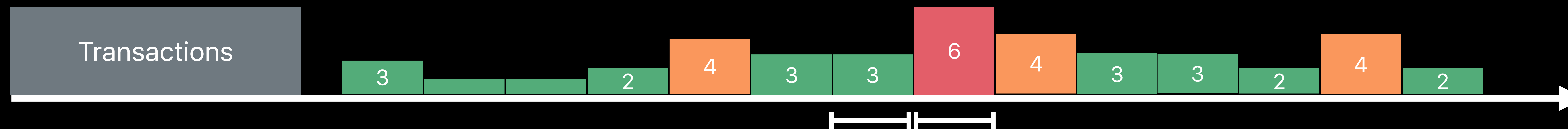
Summarizing Intervals



Summarizing Intervals

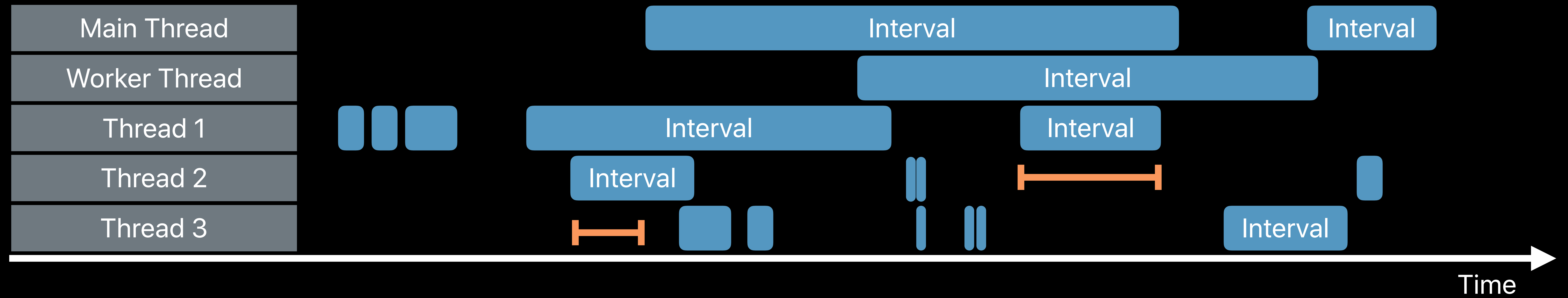


Quantized Activity

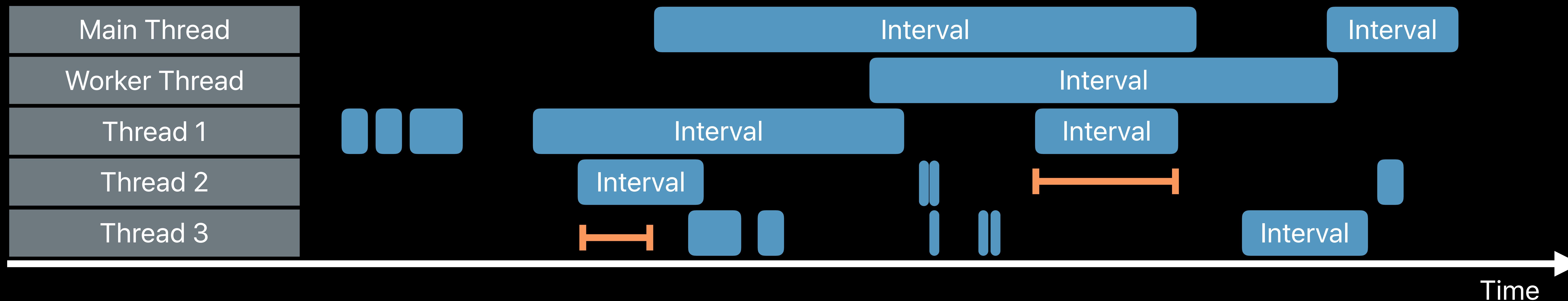


start	duration	unique-intervals	severity
0:00:060.000	10ms	3	Low
0:00:070.000	10ms	6	High

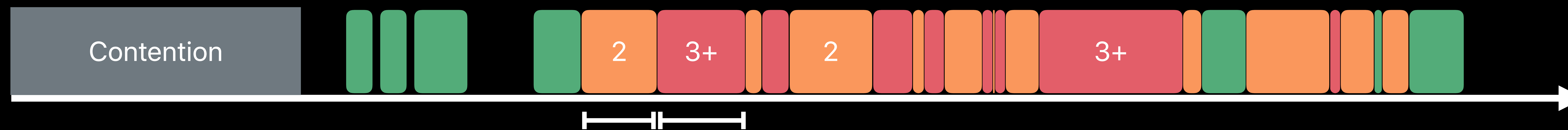
Summarizing Intervals



Summarizing Intervals

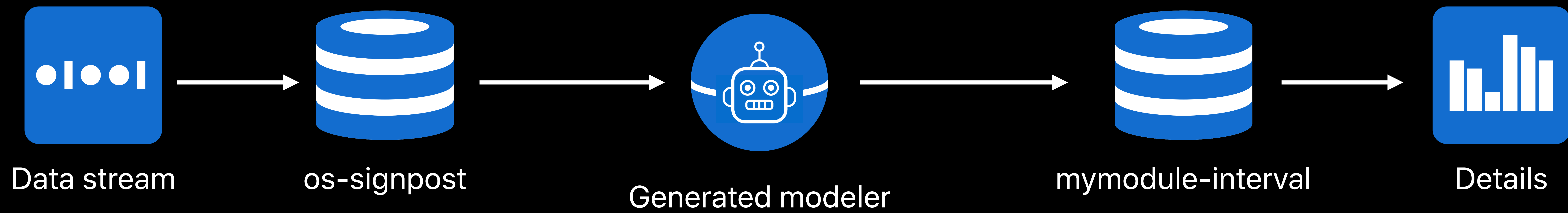


Overlap Plot

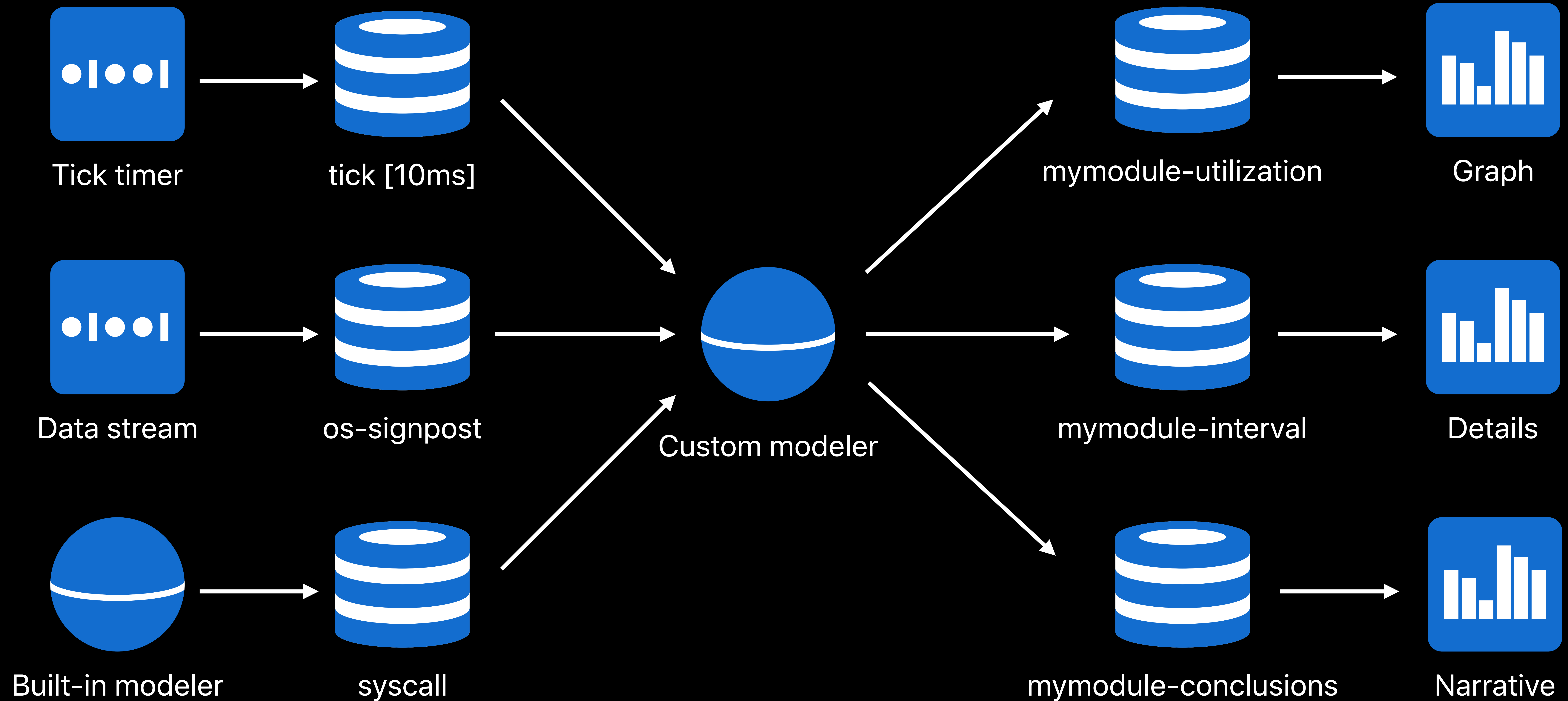


start	duration	description	severity
0:00:031.401	9.32ms	2	Moderate
0:00:040.721	11.41ms	3+	High

Modeler Outputs



Modeler Outputs



Demo

Crafting your story

Kacper Harasim, Software Engineer

Complete Profiling Experience

Users start with a template

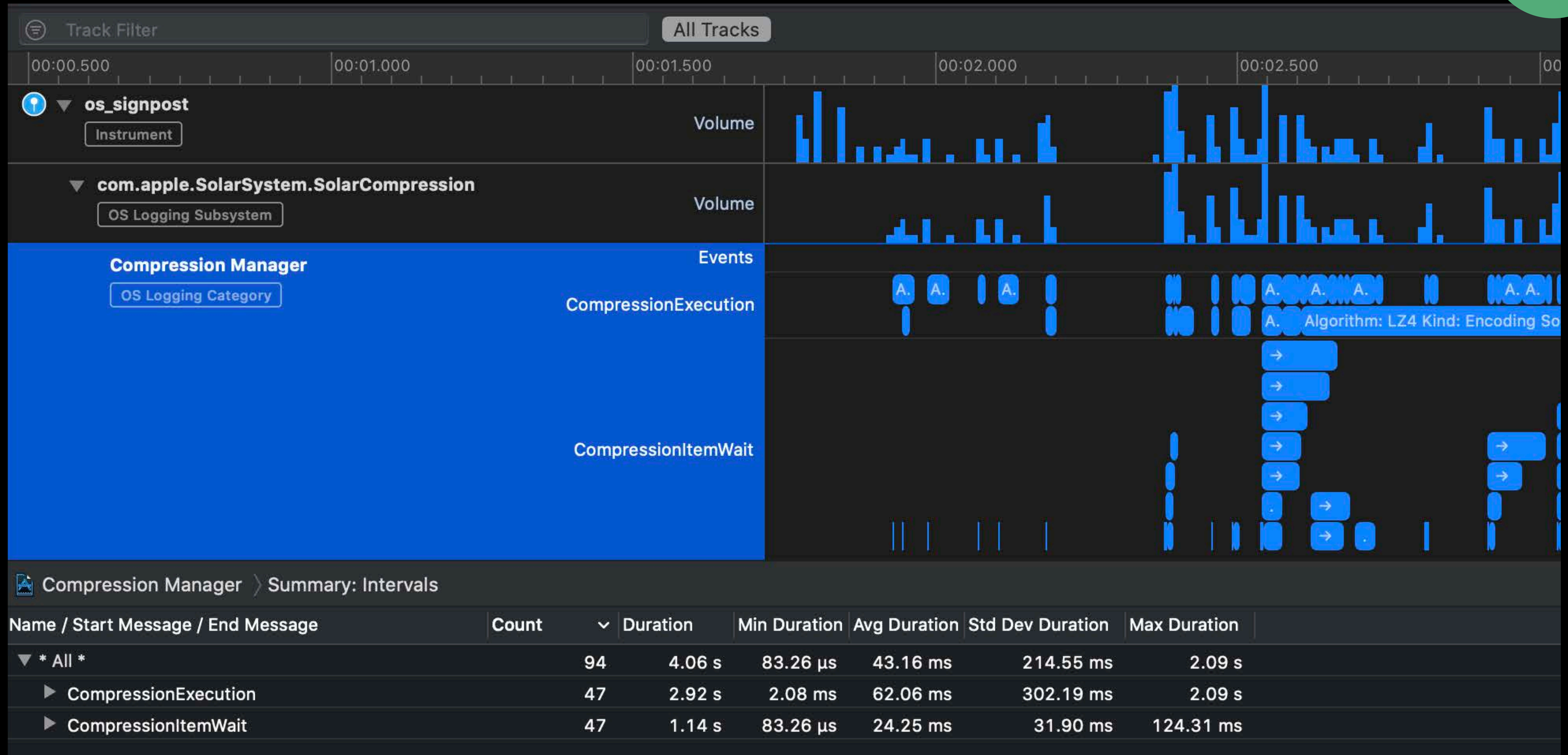
Utilize tools bundled with Instruments

Presented graphs should quickly draw users to problems

Detail views should lead user to root cause

Instruments 11 — Hierarchies

NEW



Instruments 11 — Custom Track Scopes

NEW

The screenshot displays the Instruments 11 SystemTrace interface. At the top, the application being traced is 'Solar System Mac.app' on 'Kacper's MacBook Pro'. The current run is 'Run 1 of 1' and has lasted '00:00:05'. The filter bar shows 'ANY' for all categories, with 'Compression System Calls' and 'VM Impact' selected. The main view is divided into several tracks:

- System Call Trace:** Shows system call activity as a red bar chart.
- os_signpost:** Shows volume of signposts as a blue bar chart.
- com.apple.SolarSystemMac.Compression:** Shows volume of compression events as a blue bar chart.
- Compression Manager:** Shows compression events as blue boxes with details like 'Algorithm: LZ4 Kind: Encoding SourcePath: /Users/kac...'.
- Solar System Mac (589) Main Thread:** Shows thread state transitions, with several instances of 'Blocked'.

The bottom panel shows a detailed view of a system call: 'System Call Trace > By System Call > fstat64'. It contains a table of call events and a stack trace.

Start Time	Duration	Process	Thread	Signature
00:02.766.501	4.16 μs	Solar System Mac (589)	__thread_selfid 0x19b6	fstat64()
00:02.766.509	2.59 μs	Solar System Mac (589)	__thread_selfid 0x1986	fstat64()
00:02.767.082	4.32 μs	Solar System Mac (589)	__thread_selfid 0x19b6	fstat64()
00:02.767.136	2.21 μs	Solar System Mac (589)	__thread_selfid 0x1986	fstat64()
00:02.767.539	4.18 μs	Solar System Mac (589)	__thread_selfid 0x1986	fstat64()
00:02.767.571	2.09 μs	Solar System Mac (589)	__thread_selfid 0x19b6	fstat64()
00:02.768.104	4.14 μs	Solar System Mac (589)	thread_selfid 0x19b6	fstat64()

The stack trace for the selected event is:

- 0 fstat\$INODE64
- 1 -[NSConcreteFileHandle readDataOfLength:]
- 2 static Compression.streamingCompression(operatio..
- 3 CompressionManager.startCompression(of:)
- 4 CompressionManager.executeWorkItem(_:onQueue:)
- 5 closure #2 in CompressionManager.tryExecuteWorkIt.
- 6 think for @escaping @callee_guaranteed () -> ()
- 7

Instruments 11 — Custom Track Scopes

NEW

The screenshot displays the Instruments 11 SystemTrace interface. At the top, the application being traced is 'Solar System Mac.app' on 'Kacper's MacBook Pro'. The current run is 'Run 1 of 1' and has lasted '00:00:05'. The filter bar shows 'ANY' selected for the main filter, and 'Compression System Calls' and 'VM Impact' are selected for the track filters. The track list includes:

- System Call Trace** (Instrument): Shows a red histogram of system call activity.
- os_signpost** (Instrument): Shows a blue histogram of signpost volume.
- com.apple.SolarSystemMac.Compression** (OS Logging Subsystem): Shows a blue histogram of compression volume.
- Compression Manager** (OS Logging Category): Shows event details for compression, including algorithm names like 'Algorithm: LZ4 Kind: Encoding SourcePath: /Users/kac...'.
- Solar System Mac (589) Main Thread** (Thread 0x193d): Shows the thread state as 'Blocked' across the time period.

The bottom panel shows a detailed view of a system call: 'System Call Trace > By System Call > fstat64'. It contains a table of call events and a stack trace.

Start Time	Duration	Process	Thread	Signature	Stack
00:02.766.501	4.16 μs	Solar System Mac (589)	__thread_selfid 0x19b6	fstat64()	0 fstat\$INODE64
00:02.766.509	2.59 μs	Solar System Mac (589)	__thread_selfid 0x1986	fstat64()	1 -[NSConcreteFileHandle readDataOfLength:]
00:02.767.082	4.32 μs	Solar System Mac (589)	__thread_selfid 0x19b6	fstat64()	2 static Compression.streamingCompression(operatio..
00:02.767.136	2.21 μs	Solar System Mac (589)	__thread_selfid 0x1986	fstat64()	3 CompressionManager.startCompression(of:)
00:02.767.539	4.18 μs	Solar System Mac (589)	__thread_selfid 0x1986	fstat64()	4 CompressionManager.executeWorkItem(_:onQueue:)
00:02.767.571	2.09 μs	Solar System Mac (589)	__thread_selfid 0x19b6	fstat64()	5 closure #2 in CompressionManager.tryExecuteWorkIt.
00:02.768.104	4.14 μs	Solar System Mac (589)	thread_selfid 0x19b6	fstat64()	6 think for @escaping @callee_guaranteed () -> ()

Instruments 11 — Custom Track Scopes

NEW

The screenshot displays the SystemTrace application interface. At the top, the title bar reads "SystemTrace" and the status bar shows "Run 1 of 1 | 00:00:05". The main toolbar includes a filter menu set to "ANY", a process filter for "Solar System", and a thread filter for "Virtual Memory". A "VM Impact" track is highlighted in the filter menu. The main display area shows a timeline from 00:02.300 to 00:02.900. The tracks include:

- Virtual Memory Trace**: Shows purple bars representing memory activity.
- Solar System Mac**: Shows blue bars representing process activity.
- 0x19b8**: Shows thread state transitions.
- __thread_selfid**: Shows system calls (red bars) and VM faults (blue bars).
- Thread State**: Shows thread states like "Blocked" (B.) and "loc...".

At the bottom, a narrative view for the selected thread shows a list of events:

Timestamp	Narrative
00:02.768.188	Virtual memory Zero Fill took 1.37 μ s
00:02.768.191	Virtual memory Zero Fill took 964 ns
00:02.768.194	Virtual memory Zero Fill took 1.26 μ s
00:02.768.196	Virtual memory Zero Fill took 1.62 μ s
00:02.768.654	Virtual memory Zero Fill took 4.11 μ s
00:02.768.660	Virtual memory Zero Fill took 806 ns
00:02.768.663	Virtual memory Zero Fill took 877 ns

To the right of the narrative is a backtrace view showing the following stack:

- 0 read
- 1 _NSReadFromFileDescriptorWithProgress
- 2 -[NSConcreteFileHandle readDataOfLength:]
- 3 static Compression.streamingCompression(operatio..
- 4 CompressionManager.startCompression(of:)
- 5 CompressionManager.executeWorkItem(_:onQueue:)
- 6 closure #2 in CompressionManager.tryExecuteWorkIt.
- 7 thread for CompressionManager.startCompression(operatio..

Summary

Opportunity to tell your story, educate, and catch easy mistakes

When something goes wrong, tools provide an answer

Increase confidence and trust in your library

More Information

developer.apple.com/wwdc19/414

Modeling in Custom Instruments

Friday, 3:20

Creating Custom Instruments

WWDC18

Measuring Performance Using Logging

WWDC18

