

Exploiting USB Devices with Arduino



USA + 2011
EMBEDDING SECURITY

THE LIFE OF GREG



WHY AM I HERE?

“PROTECT THE PRIVACY OF YOUR
COMPUTER MONITOR”!!!!11

“SAFE, SECURE, AUTOMATIC”



WHY ARE YOU HERE?

- » Crypto, forensics, SSL, or mobile phones not interesting?
- » Learn how to approach assessing USB devices
- » Learn about some protocol level / implementation issues
- » See devices get exploited
- » Finally trying to justify buying an Arduino

A USB PRIMER

- » A well established protocol (no oscilloscope required!)
- » With protocols (classes)
 - Inside of protocols
 - We can go deeper
- » Great reference:
<http://www.beyondlogic.org/usbnutshell/usb1.shtml>
- » Tools exist to parse these protocols (even some free ones!)
- » What we are interested in is the application protocol

GO WITH WHAT YOU KNOW

- » No different than a web app
- » Break it down into familiar steps
 - Threat Modeling
 - Use Case Analysis
 - Stimulus / Response Testing
 - Exploitation

THREAT MODELING

- » Identify the components of the underlying architecture
- » Identify security relevant use cases
- » Identify explicit and implicit trust boundaries

USE CASE ANALYSIS

- » Identify the inputs and outputs of the enumerated use cases
- » Identify the protocol and methods for these inputs
- » Identify how security relevant use cases are executed


STIMULUS / RESPONSE TESTING

- » Produce instrumentation to execute the identified use cases
- » Perform testing of the identified use cases with unexpected input to yield unexpected outputs

EXPLOITATION

- » Instrumentation of any identified vulnerabilities
- » Automation of this exploitation
- » Pwnin suckaz

THIS IS ALL REALLY BORING, WHERE IS
THE ARDUINO



... pwnin suckaz

THREAT MODELING THE SCREEN KEEPER

» Components

- Wireless token
- USB dongle
- Host software



TYPICAL INSTALLATION AND USAGE

» Installation (software & hardware)

» Screen Locking

- Walk out of range
- Turn wireless token off

» Screen Unlocking

- Walk back in range
- Turn on token
- Enter override password

USE CASES AND TRUST BOUNDARIES

- » Pretty limited security relevant use cases
 - Device installation and registration
 - Host screen lock
 - Host screen unlock via token
 - Host screen unlock via password
- » Assumed trust boundaries
 - Host to USB receiver
 - USB receiver to wireless token
- » Assumed compromised components
 - Physical host computer
 - USB receiver

USE CASE ANALYSIS

- » How do I go about really testing and seeing what is going on?
- » You wouldn't assess a web app without an HTTP proxy, so we need the equivalent tools setup
- » USB traffic analyzer
 - Hardware
 - Software
 - Virtual Host

CONFIGURATION FOR VIRTUAL USB ANALYZER

» Set some VMWare configuration options:

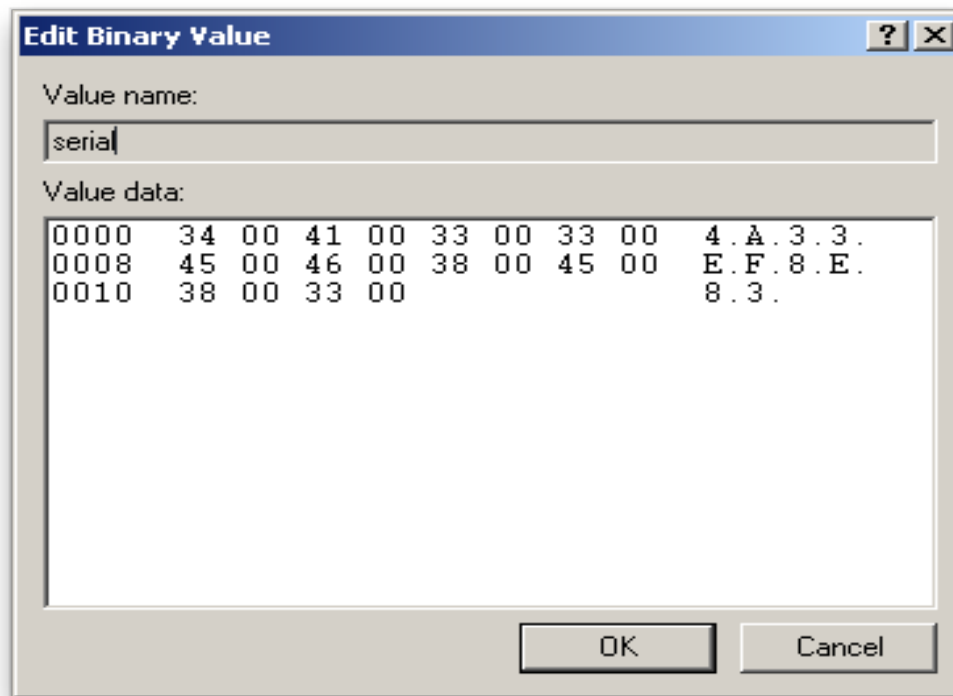
- monitor = "debug"
- usb.analyzer.enable = TRUE
- usb.analyzer.maxLine = 8192
- mouse.vusb.enable = FALSE

» Get USB traffic:

```
May 15 14:59:57.911: vmx| USBIO: GetDescriptor(string, 2, langId=0x0409)
May 15 14:59:57.911: vmx| USBIO: Down dev=1 endpt=0 datalen=255 numPackets=0 status=390052272 1a54dbb0
May 15 14:59:57.911: vmx| USBIO: 000: 80 06 02 03 09 04 ff 00 .....
May 15 14:59:57.912: vmx| USBIO: Up dev=1 endpt=0 datalen=38 numPackets=0 status=0 0
May 15 14:59:57.912: vmx| USBIO: 000: 80 06 02 03 09 04 ff 00 .....
May 15 14:59:57.912: vmx| USBIO: 000: 26 03 73 00 63 00 72 00 65 00 65 00 6e 00 20 00 &.s.c.r.e.e.n. .
May 15 14:59:57.912: vmx| USBIO: 010: 6b 00 65 00 65 00 70 00 65 00 72 00 20 00 31 00 k.e.e.p.e.r. .1.
May 15 14:59:57.912: vmx| USBIO: 020: 2e 00 30 00 41 00 ..0.A.
```


ANSWERING IMPORTANT QUESTIONS: DEVICE INSTALLATION / REGISTRATION

- » Can a USB receiver be swapped out from a locked screen and replaced with another USB receiver and in-range token?
 - Nope, each wireless token seems registered or linked per USB dongle
- » How is a USB receiver registered with the host computer?
 - A per-device identifier is stored within the Windows registry:



ANSWERING IMPORTANT QUESTIONS: DEVICE INSTALLATION / REGISTRATION

» What information is sent from the USB receiver when inserted into the host computer?

Field	Value	Meaning
bLength	18	Valid Length
bDescriptorType	1	DEVICE
bcdUSB	0x0200	Spec Version
bMaxPacketSize0	32	Max EP0 Packet Size
idVendor	0x1915	Nordic Semiconductor ASA
idProject	0x001F	Unknown
bcdDevice	0x0100	Device Release Number
iManufacturer	1	Index to Manufacturer String (Not known)
iProduct	2	Index to Product String “screen keeper 1.0A”
iSerialNumber	3	Index to Serial Number String “4A33EF8E83”
bNumConfigurations	1	Number of Possible Configurations

ANSWERING IMPORTANT QUESTIONS: HOST SCREEN LOCK

- » What USB traffic is sent when the wireless device is out of range or turned off to indicate that the screen should be locked?
 - None, lack of traffic == lock screen
- » Does the host remain locked when the physical USB device is removed?
 - Yes, oh well, would have been a lolz finding
- » Can the host be unlocked after the physical USB receiver has been removed and reinserted?
 - Yes, this means that an attack can compromise the USB receiver and the software will still allow the receiver to unlock the host

ANSWERING IMPORTANT QUESTIONS: HOST SCREEN UNLOCK VIA TOKEN

» What USB traffic is sent when the wireless device is in range?

#413212...413214
17.545,904 s

FS	Interrupt Transfer	Addr	Endp	Data (24 bytes)	Status
←	HID Report In	0x02	0x1	34 00 41 00 33 00 33 00...	OK

#595629...595631
19.570,298 s

FS	Interrupt Transfer	Addr	Endp	Data (24 bytes)	Status
←	HID Report In	0x02	0x1	34 00 41 00 33 00 33 00...	OK

#775290...775292
21.562,685 s

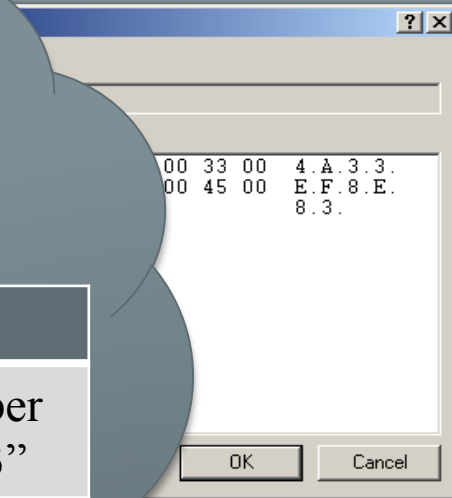
FS	Interrupt Transfer	Addr	Endp	Data (24 bytes)	Status
←	HID Report In	0x02	0x1	34 00 41 00 33 00 33 00...	OK

#955715...955717
23.563,074 s

FS	Interrupt Transfer	Addr	Endp	Data (24 bytes)	Status
←	HID Report In	0x02	0x1	34 00 41 00 33 00 33 00...	OK

ANSWERING IMPORTANT HOST

»



Field	Value	Meaning
iSerialNumber	3	Index to Serial Number String "4A33EF8E83"

Code						
4	A	3	3	E	F	8
E	8	3	0	1		

ANSWERING IMPORTANT QUESTIONS: HOST SCREEN UNLOCK VIA TOKEN

» Wait... what was the secret sauce used to unlock the host?

The serial number...

from...

the USB descriptor.

IN SUMMARY

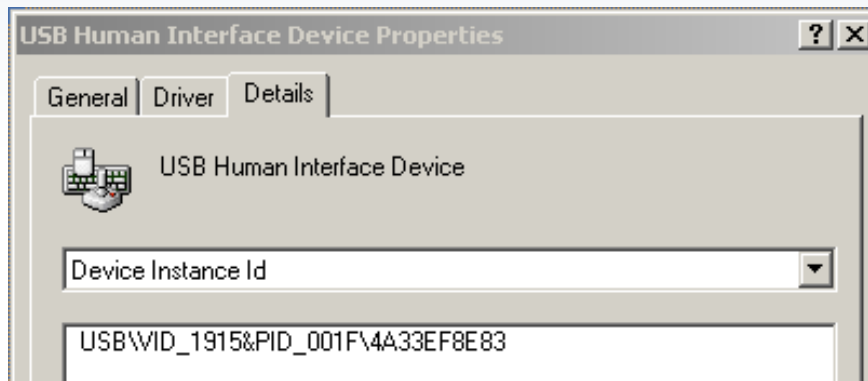
- » Host does not care if USB receiver has been removed or replaced
- » Host decides to lock based on lack of USB traffic
- » Host decides to unlock based on USB traffic sent by receiver
- » Host authenticates and unlocks host based on USB serial number

STIMULUS / RESPONSE TESTING

- » We know what we want to do:
 - unplug victim USB token
 - read USB serial number from it
 - play unlock message containing this serial
 - profit
- » How do we go about doing this?

STIMULUS / RESPONSE TESTING

» Reading serial number




- ```
$ system_profiler SPUSBDataType | grep -
A 10 keeper | grep Serial | cut -f 2 -d
' : '
- 4A33EF8E83
```
- We are real USB hackers now...

# SETTING UP TEST ENVIRONMENT

- » Arduino Uno
- » ATmega8U2
- » Can use firmware developed using the open source LUFA (Lightweight USB Framework for AVR) library
- » Firmware can be built using and AVR GNU compiler suite
- » Firmware can be flashed using dfu-programmer after super secret Arduino handshake







# CREATING A CUSTOM FIRMWARE

- » Start with Arduino distributed source
- » Descriptors.c
  - Defines the device descriptors used when enumerating the device
  - We will modify these to enumerate to the values of the Screen Keeper device
- » Arduino-usbserial.c
  - The actual main() loop of the firmware
  - This will need to send the device serial ID to the host

# EVIL DESCRIPTORS.C

- » Since we are a HID device, base off of provided LUFA HID device demo
- » Setup descriptors to match device
- » Modify HID Report to match (24-bytes)
- » Extend descriptor table to include the serial number

- Table 

| Field         | Value | Meaning                                    |
|---------------|-------|--------------------------------------------|
| iSerialNumber | 3     | Index to Serial Number String "4A33EF8E83" |

 use for this
- It's a
- Add it to the enumeration function - `CALLBACK_USB_GetDescriptor`

# EVIL ARDUINO-SCREENKEEPER.C

- Modify main function to remove all unnecessary code
- Modify the main loop to send the HID Report message to the host

```
for (;;) {
 Endpoint_Write_PStream_LE(
 SERIAL_NUMBER+"01",
 SERIAL_NUMBER_LEN+4,
 NO_STREAM_CALLBACK
);
 ...
}
```

DEMO

# A NEW VERSION APPEARS





# NEW DEVICE DESCRIPTOR

| Field              | Value  | Meaning                                      |
|--------------------|--------|----------------------------------------------|
| bLength            | 18     | Valid Length                                 |
| bDescriptorType    | 1      | DEVICE                                       |
| bcdUSB             | 0x0200 | Spec Version                                 |
| bMaxPacketSize0    | 32     | Max EP0 Packet Size                          |
| idVendor           | 0x1915 | Nordic Semiconductor ASA                     |
| idProject          | 0x001F | Unknown                                      |
| bcdDevice          | 0x0100 | Device Release Number                        |
| iManufacturer      | 1      | Index to Manufacturer String “SEMI-LINK”     |
| iProduct           | 2      | Index to Product String “screen keeper 1.1A” |
| iSerialNumber      | 3      | Index to Serial Number String “Screen Lock”  |
| bNumConfigurations | 1      | Number of Possible Configurations            |

# SO WHAT'S THE DIFFERENCE REALLY?

- » How is the device now registered?
  - Still uses a serial number
  - Registered after first message received (from HID report), not from device descriptor
  - Registration locked until reset within the software
- » Serial number is no longer sent unless the USB dongle unless token is in range
- » Other ways can we get this?

# MITIGATED?

- » Well how can we get the key now?
  - Wait for someone to leave their computer
  - Grab their USB dongle
  - Go to a meeting with them
  - Record serial number sent in HID report
  - Leave meeting early
  - See earlier slides
- » That's all too “Mission Impossible” for me
- » Please give me a real vulnerability
- » Brute force? (kind of real I guess...)

# BRUTE FORCE ANALYSIS

- » Looking at Key Space
- » Possible keys = Number of possible symbols <sup>^</sup> Length

| Interpretation           | Possible Symbols | Length | Possible Keys                   |
|--------------------------|------------------|--------|---------------------------------|
| Full HID Report          | 255              | 24     | Huge                            |
| Printable Unicode String | 94               | 12     | Huge                            |
| Hex String               | 16               | 12     | Maybe possible for brute force? |

# ENTROPY ANALYSIS

- » We have  $16^{12}$  possible keys, but are all 12 actually unpredictable?
- » Some sample keys (limited sample size)

|   |   |   |   |   |   |   |   |   |   |   |   |
|---|---|---|---|---|---|---|---|---|---|---|---|
| 4 | A | 3 | 8 | D | B | E | E | D | 5 | 0 | 1 |
| 4 | A | 3 | 3 | E | F | 8 | E | 8 | 3 | 0 | 1 |
| 4 | B | 3 | 7 | A | 8 | E | C | 1 | 1 | 0 | 1 |
| 4 | B | 0 | 4 | A | 3 | 6 | 1 | F | 4 | 0 | 1 |


- » Now only  $16^7$

# BRUTE FORCE CONCLUSION

- » We can whittle down to 7 hex digits
- »  $16^7 = 268,435,456 = 268$  million
- » On average we would have to search ~134 million keys
- » Rate
  - HID report was sent every 0.032 seconds
- » Conclusion
  - We can send 31.25 messages / second
  - $134M / 31.25 = 4,288,000$  seconds
  - 49.6 days

# MITIGATED!?!

» Cracked open the USB dongle



# CHIPSET

- » Nordic Semi nRF24LU1+ chip
  - <http://www.nordicsemi.com/eng/Products/2.4GHz-RF/nRF24LU1P-OTP>
- » Uses OTP memory, programmable over SPI
- » OTP memory also contains a 5-byte pseudo random Chip ID
- » We could maybe read from SPI if the SPI readback hasn't been disabled (RDISMB)



# SO WHAT COULD BE DONE BETTER?

- » Boils down to an issue with trust boundaries and the storage of the secret
- » The secret needs to be only on the token and host software, only components not considered compromised
- » Both the token and the host need to authenticate to each other

# A BETTER IMPLEMENTATION?

- » Took a look at another device in the previous few weeks
  - Same idea, but with a generic wireless receiver
  - Multiple tokens to the same receiver
    - Sounds like a better solution, generic USB device
    - Secret sauce must be on wireless token!
- » How do we identify what this secret sauce is?

# THREAT MODELING

## » Components

- Generic receiver
- Wireless token

## » Installation

- User plugs in USB receiver
- User uses software to register tokens identified in range or enters token serial number printed on back
- Token is now associated with a system user account
- Can configure things like signal strength at which to lock the host

# USE CASES

- » Device registration
- » Unlock
- » Lock

# USE CASE ANALYSIS

- » Application protocol more complicated than before
- » Registers as a generic USB device, doesn't utilize the HID device class
- » No serial number-ish things in the initial registration of the USB dongle

# ANALYSIS OF PROTOCOL MESSAGES

## » Device lock

- When the device is locked, messages are sent
- Every 0.03 seconds heartbeat messages are sent with no data
- Every 2 seconds, a version string is also sent

|    |    |    |    |    |    |    |    |    |    |    |
|----|----|----|----|----|----|----|----|----|----|----|
| 2A | 56 | 65 | 72 | 20 | 4C | 53 | 32 | 2E | 30 | 36 |
| *  | V  | e  | r  |    | L  | S  | 2  | .  | 0  | 6  |



# ANALYSIS OF PROTOCOL MESSAGES

## » Device unlock

- Like the Screen Keeper, the transmission of new USB messages signal that the token is in range
- So what do these look like?

| Time   | M[0] | M[1]   | M[2] | M[3] | M[4] | M[5]   | M[6] | M[7] | M[8] | M[9] |
|--------|------|--------|------|------|------|--------|------|------|------|------|
| 116.45 | 32   | 28     | 00   | FD   | FA   | 40     | 00   | 04   | F8   | CF   |
| 116.46 | 32   | 29     | 00   | FD   | FA   | 41     | 00   | 04   | F8   | CF   |
| 117.44 | 32   | 2A     | 00   | FE   | FC   | 42     | 00   | 04   | F8   | CF   |
| 117.44 | 32   | 2B     | 00   | FE   | FB   | 43     | 00   | 04   | F8   | CF   |
| 118.43 | 32   | 2C     | 00   | FE   | FB   | 44     | 00   | 04   | F8   | CF   |
| 118.43 | 32   | 2D     | 00   | FE   | FB   | 45     | 00   | 04   | F8   | CF   |
| 119.42 | 32   | 2E     | 00   | FE   | FC   | 46     | 00   | 04   | F8   | CF   |
|        | 32   | M[1]+1 | 00   | ??   | ??   | M[5]+1 | 00   | 04   | F8   | CF   |

# ANALYSIS OF PROTOCOL MESSAGES

## » Message Fields

- M[0] = Message Type
  - 32 – Token in range
  - F2 – No token in range, just keeps heartbeat
- M[1] = USB Counter
  - Increments +1 every message
  - Rolls over to 00 at FF
  - Starts at 00 when USB receiver re-plugged

# MESSAGE ANALYSIS

- $M[2] = 00$
- $M[3 - 4] ???$
- $M[5] = \text{Token Counter}$ 
  - Per token
  - Counts from 40 – 4F
  - Rolls over to 40
  - Different values when on/off token events occur
- $M[6] = 00$

# MESSAGE ANALYSIS – M[7-9]

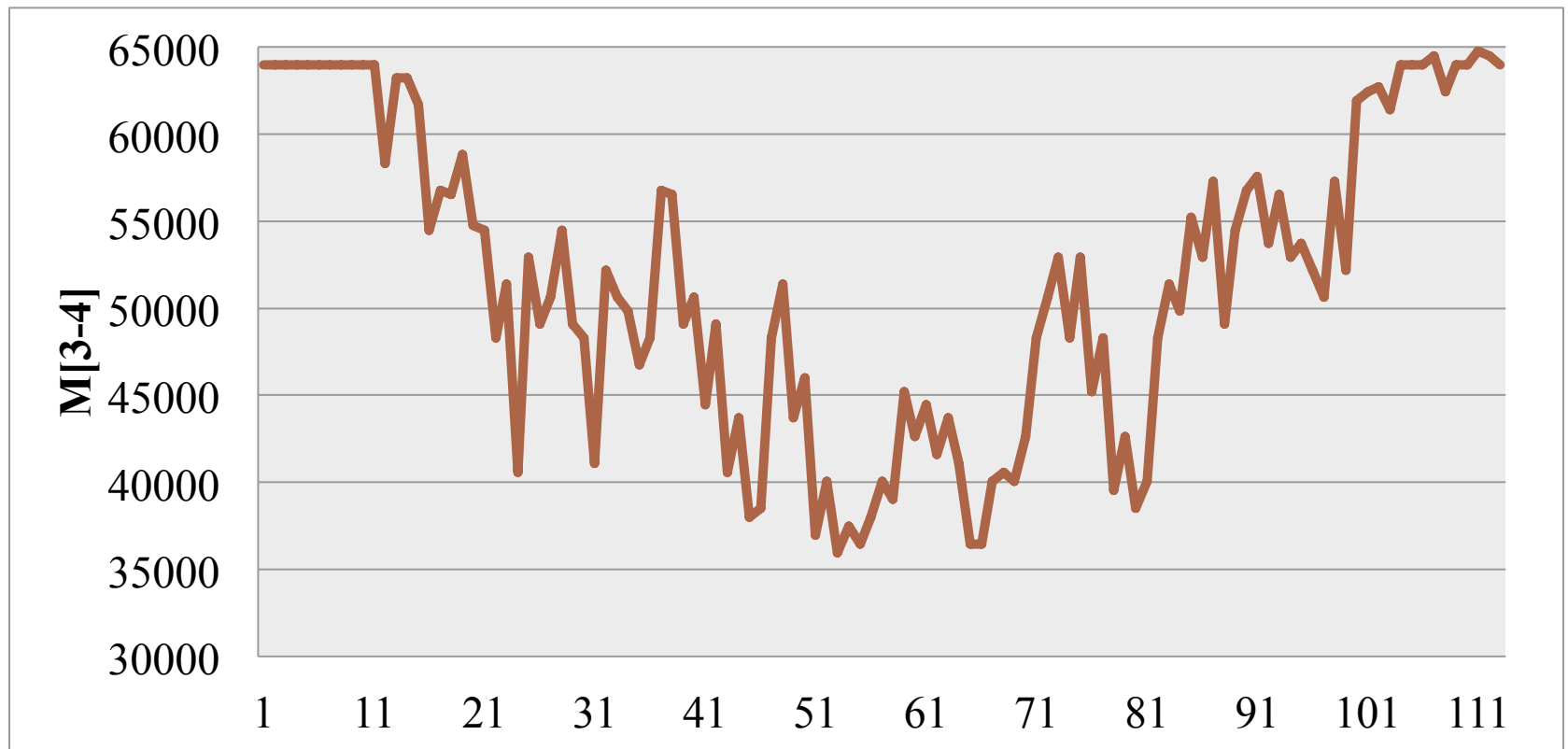
- 3-byte identifier
- Unique and static per token
- From Serial Number on token / seen in configuration UI:

| Token ID | M[7] | M[8] | M[9] |
|----------|------|------|------|
| 325626   | 04   | F7   | FA   |
| 325839   | 04   | F8   | CF   |
| 331431   | 05   | 0E   | A7   |

- Hrmmmmm
- Well this could be bad, but we still have 2 unknown bytes M[3-4]

# MESSAGE ANALYSIS – M[3-4]

- Seems to vary randomly in each message
- But remember we can view the token signal strength in the UI!
- What happens to this value when I walk away and back to my desk?



# MESSAGE ANALYSIS SUMMARY

- To unlock a machine, the only secret information is the M[7-9] (token ID)
- Is this really secret?
  - Its printed on the back of the token
  - Prior to registration of a token, we could get a list of all tokens in range
- This secret is broadcast to anyone in range!

# A NEW PLAN OF ATTACK

- Sniff for tokens in range
- Wait for user to leave
- Plug in malicious device that replays USB registration (nothing unique) and replay messages with the last 3 bytes set as the sniffed ID
- Tested this in practice (not using Arduino, but USB traffic generator)



# SO WHAT SHOULD IT DO

- » Boils down to client-side control of the secret bits, disclosure of the password to anyone who cares
- » You must assume the USB device has been compromised
- » A secret needs to be established to authenticate between the host and the wireless token
- » This secret needs to be secret to everything else, including the USB device

# QUESTIONS? / CONTACT

- » Greg Ose
- » [greg@nullmethod.com](mailto:greg@nullmethod.com)
- » @gose1