

SUMMIT

**JBoss
WORLD**

PRESENTED BY RED HAT

**LEARN. NETWORK.
EXPERIENCE OPEN SOURCE.**

www.theredhatsummit.com

JBoss Operations Network

[JON]

Overview

Roadmap

Demo

Charles Crouch
Development Manager

Alan Santos
Product Manager

SUMMIT

**JBoss
WORLD**

PRESENTED BY RED HAT



system Management

Configuration

Performance

Inventory

Release

Fault

SUMMIT

**JBoss
WORLD**

PRESENTED BY RED HAT

What does JON do? 

Deploy
Configure

Monitor **JBoss** applications
and related infrastructure

SUMMIT

JBoss
WORLD

PRESENTED BY RED HAT


What does JON do? 

Consolidate deployment processes

Deploy & Rollback for logical/physical groups

Discover/Report deployed assets

Patch servers via Red Hat Portal



The **average** company will **spend** over **\$850,000** per year to create, maintain and support deployment scripts.*

SUMMIT

JBoss
WORLD

PRESENTED BY RED HAT

Deploy 

JBoss **Overview** Resources Groups Administration Help

Search: Resources resource search Search

Bundles JBoss EAP

Back to All Bundles

JBoss EAP

Description : Major release: Enterprise Application Platform 5.0
 Version Count : 2
 Destinations Count : 2

Tags: EAPv5.0, EAPv5.1, Production

Delete Deploy

Versions Destinations

Bundle Versions

ID	Version	Name	Description	File Count
10141	5.1	JBoss EAP	Incremental release: Enterprise Application Platform 5.x	1
10131	5.0	JBoss EAP	Major release: Enterprise Application Platform 5.0	1

Refresh Total: 2 (0 selected)

Welcome to RHQ | Messages | Bundle tags updated | Favorites | 8 recent alerts

SUMMIT

JBoss
WORLD

PRESENTED BY RED HAT

Provisioning 

- JMARQUES
 - CPU (2)
 - jmarques File System (local) C:\
 - jmarques IIS Server
 - JMARQUES RHQ Agent
 - jmarques RHQ Server, JBossAS 4**
 - Applications
 - JBoss AS JVM
 - JBoss Cache subsystem
 - Resources
 - RHQ Hibernate statistics
 - RHQ Server Alerts Engine Su
 - RHQ Server Communications
 - RHQ Server Content Source S
 - RHQ Server Group Definition
 - RHQ Server Measurement Su
 - Network Adapter (12)
 - Postgres [postgres]
 - Trapd (JMARQUES)

jmarques RHQ Server, JBossAS 4.2.1.GA default (0.0.0.0:2099)

Summary

Type: JBossAS Server (Server) **Description:** JBoss Application Server hosting the RHQ Server
Version: 4.2.1.GA **Parent:** Windows 'JMARQUES'
Version Name: Trinity **Start Date:** Thu Apr 16 23:44:21 EDT 2009
Build Date: July 13 2007

- SUMMARY
- MONITOR
- INVENTORY
- ALERT
- OPERATIONS
- EVENTS
- CONTENT**

- DEPLOYED
- NEW
- SUBSCRIPTIONS**
- HISTORY

Current Resource Subscriptions

<input type="checkbox"/>	Name	Description	Package Count	Created	Last Modified
<input type="checkbox"/>	Primary Channel		101	4/17/09, 12:20:25 AM, EDT	4/17/09, 12:20:38 AM, EDT

REMOVE SUBSCRIPTIONS

Total: 1

Available Channels

<input type="checkbox"/>	Name	Description	Package Count	Created	Last Modified
--------------------------	------	-------------	---------------	---------	---------------

ADD SUBSCRIPTIONS

Total: 0

SUMMIT

**JBoss
WORLD**

PRESENTED BY RED HAT

Patching 


Simplify large-scale configuration

Update group configuration

Audit change history & **Track** impact

Rollback to 'blessed' state

up to **60%** of downtime is due to configuration errors*




SUMMIT

JBoss
WORLD

PRESENTED BY RED HAT

Configure 

Resource Timeline



SUMMIT

JBoss
WORLD

PRESENTED BY RED HAT

Resource History



Identify bottlenecks, **Reduce** MTTR

Collect and store metrics

Alert on SLA violations

Track system events



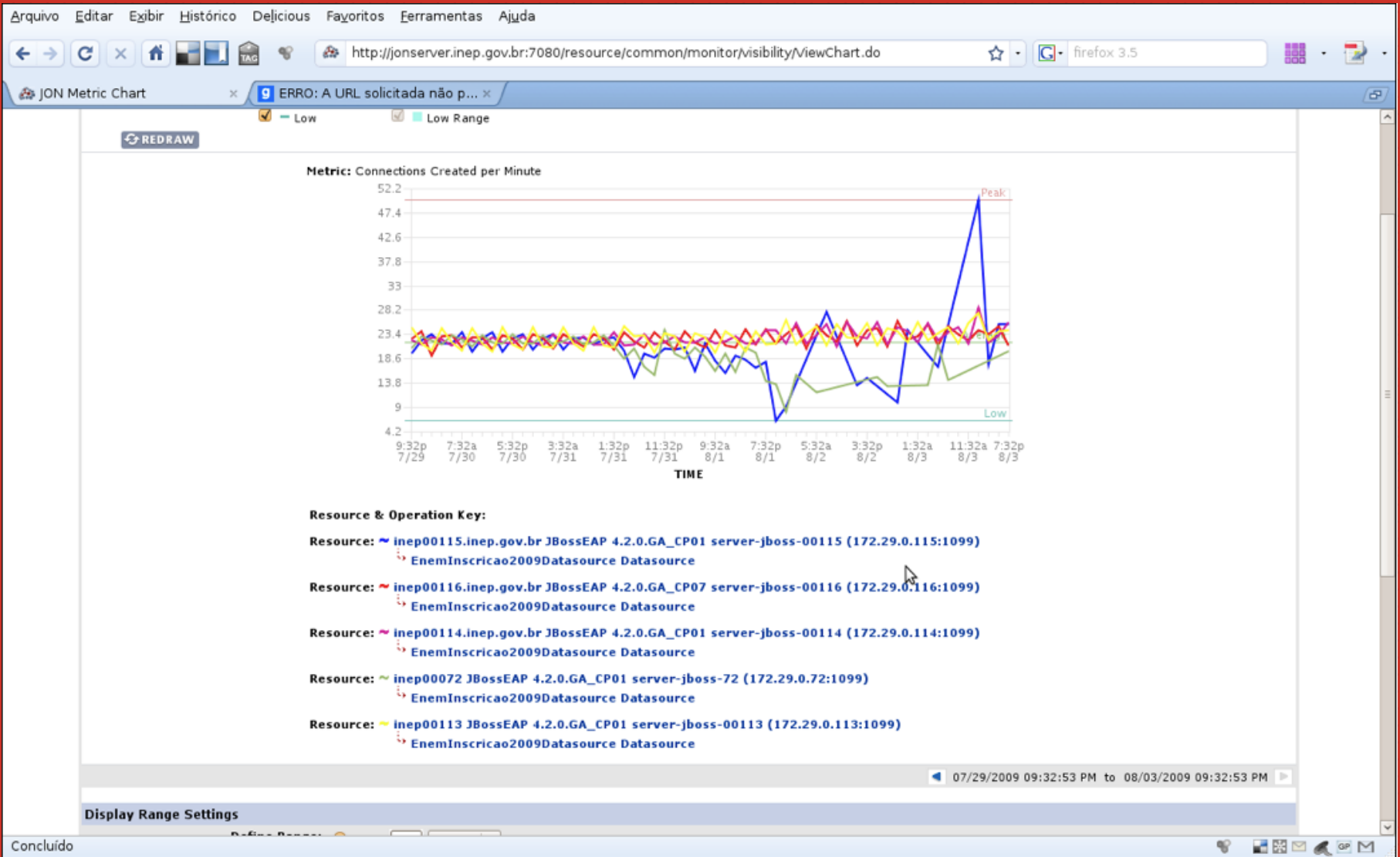
four of every **five dollars** for an
applications TCO is **spent finding**
and fixing performance issues post-
deployment*

SUMMIT

JBoss
WORLD

PRESENTED BY RED HAT

Monitor 



SUMMIT

JBoss
WORLD

PRESENTED BY RED HAT

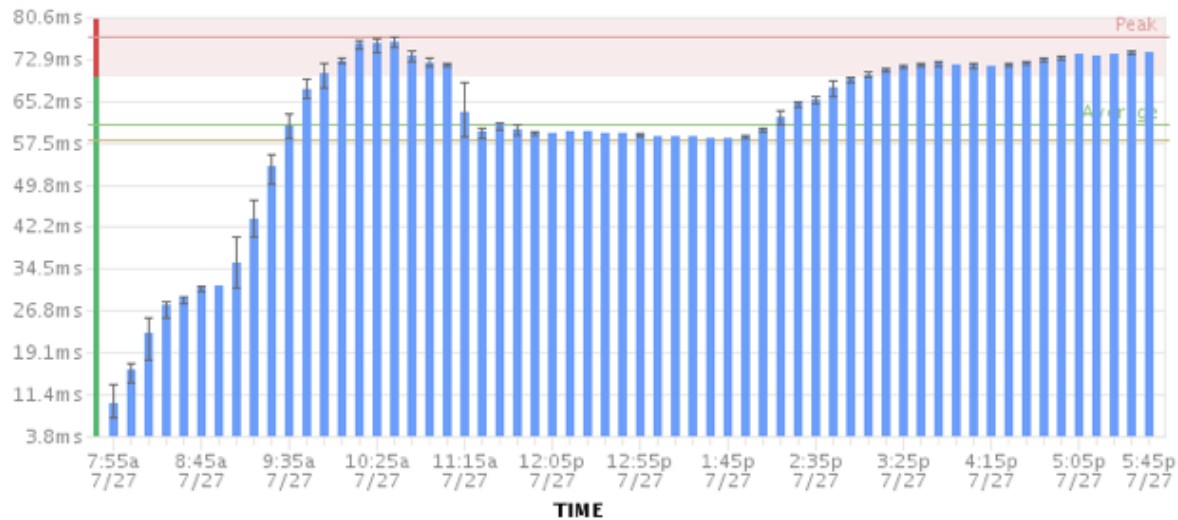
Historic Performance Data



Metric Chart

[Define New Alert](#)[Save Chart to Dashboard](#)[Back to Resource](#)[REDRAW](#)

Metric: Avg. Servlet Resp. Time



Resource & Operation Key:

Resource: [lbr001001-002 JBoss - tron03 \(8080\)](#)

[jtron_repositorio.war](#)

07/27/2009 07:55:20 AM to 07/27/2009 05:55:20 PM

SUMMIT

JBoss
WORLD

PRESENTED BY RED HAT

Baseline Deviation



Queries

Query	Execution Count	Execution Row Count	Execution Min Time	Execution Max Time	Execution Avg Time	Actions
SELECT a FROM Agent a	2	0	0	2	1	View
SELECT r.agent.id FROM Resource r WHERE r.id = :resourceId	5	5	0	0	0	View
SELECT count(ac.id) FROM AlertCondition AS ac JOIN ac.alertDefinition ad JOIN ad.resource res JOIN ac.measurementDefinition md, MeasurementSchedule ms JOIN ms.baseline mb WHERE (ad.recoveryId = 0 OR (ad.recoveryId <> 0 AND EXISTS (SELECT lad FROM AlertDefinition lad WHERE lad.id = ad.recoveryId AND lad.deleted = FALSE AND lad.enabled = FALSE))) AND (res.agent.id = :agentId OR :agentId IS NULL) AND ad.enabled = TRUE AND ad.deleted = FALSE AND ms.definition = md AND ms.resource = res AND mb IS NOT NULL AND ac.category = 'BASELINE'	3	3	0	39	23	View
SELECT new org.rhq.core.domain.operation.OperationDefinition (od.id, od.name, od.resourceVersionRange, od.description, od.timeout, od.displayName) FROM OperationDefinition AS od WHERE od.resourceTypeId = :resourceTypeId AND (od.name = :operationName or :operationName IS NULL) ORDER BY od.displayName	2	3	0	0	0	View
SELECT res FROM Resource res LEFT JOIN FETCH res.currentAvailability JOIN FETCH res.resourceType WHERE res.id = :resourceId	30	30	0	12	0	View
SELECT h FROM GroupOperationHistory h WHERE h.status = :status AND NOT EXISTS (SELECT roh.id FROM ResourceOperationHistory roh WHERE roh.groupOperationHistory.id = h.id)	1	0	0	1	1	View

SUMMIT

**JBoss
WORLD**

PRESENTED BY RED HAT

Hibernate Statistics

Reduce the operating and
maintenance **costs** of JBoss
servers and applications

SUMMIT

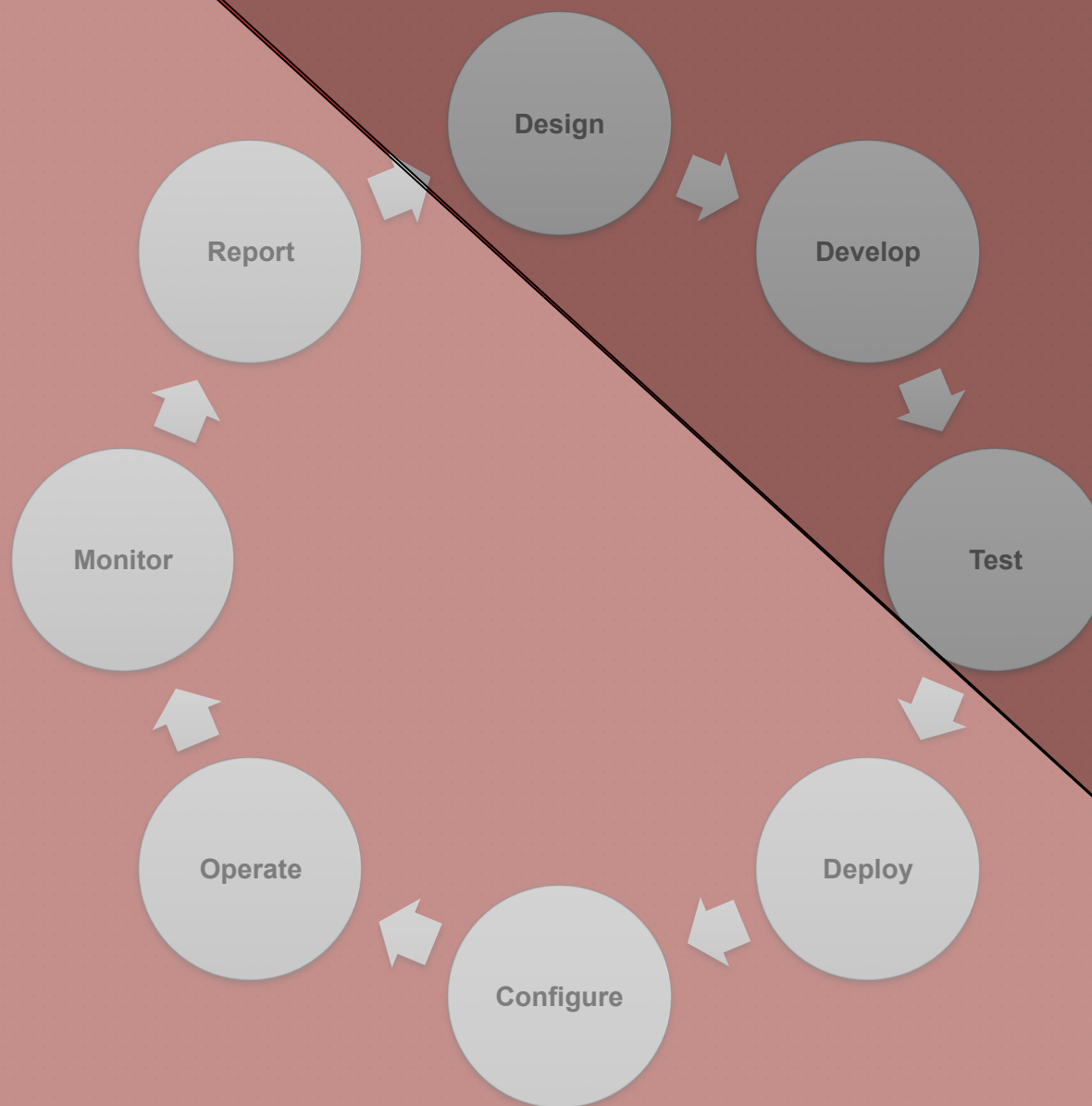
JBoss
WORLD

PRESENTED BY RED HAT

What does JON do? 

80-92% Cost
3-15 Years

8-20% Cost
1-3 Years



SUMMIT

JBoss
WORLD

PRESENTED BY RED HAT

Lifecycle Costs? 

The screenshot displays a complex Java monitoring environment. At the top, several terminal windows show error logs from the Apache Catalina server, indicating 'STDErr' (Standard Error) messages. A central window shows a 'JMX Attribute: ConnectionCreatedCount' graph with a sawtooth pattern. To the right, the 'Java Monitoring & Management Console' displays a 'Heap Memory Usage' chart and various performance metrics. Below these, the 'Java VisualVM' interface is visible, showing the 'Visual GC' tab for JBoss (pid 8266). This interface includes memory space graphs (Pen-Old, Eden, S0, S1) and GC statistics. On the far right, the 'JBoss JMX MBean View' shows details for a 'ManagedConnectionPool' MBean. A smaller window at the bottom right shows a 'JMX Attribute: cacheSize' graph.

SUMMIT

JBoss
WORLD

PRESENTED BY RED HAT

Without JON



Dashboard

Search Resources

Platforms



Saved Charts

No charts to display

Summary Counts

Platform Total	1
Server Total	22
Service Total	578
Compatible Group Total	1
Mixed Group Total	0
Group Definition Total	1
Average Metrics per Minute	194

Favorite Resources

Resource	Location	Alerts	Availability
Linux dsteigner241		0	

Auto-Discovery

No resources to display

[VIEW ALL ...](#)

Recently Added Resources

Resource	Date / Time
Linux dsteigner241	04/15/2011 11:40:52 AM
JBossAS Server dsteigne.csb:1199 eds_cluster2	04/15/2011 11:40:52 AM
JBossAS Server dsteigne.csb:1099 eds_cluster1	04/15/2011 11:40:52 AM
Apache HTTP Server 10.15.208.173:80	04/05/2011 01:09:45 PM
JBossAS Server (JBossAS5 plugin) dsteigne.csb:1099 default	03/31/2011 11:33:01 AM
Tomcat Server Tomcat (8090)	03/29/2011 11:27:00 AM
RHQ Agent	03/29/2011 11:27:00 AM
JBossAS Server dsteigne.csb:1299 default2	03/29/2011 11:27:00 AM
JBossAS Server dsteigne.csb:1199 default	03/29/2011 11:27:00 AM
JBossAS Server (JBossAS plugin) dsteigne.csb:1099 default	03/29/2011 11:27:00 AM

Recent Alerts

No recent alerts to display

Add content to this column:



SUMMIT

JBoss
WORLD


PRESENTED BY RED HAT

With JON

1 company

80-90 hours downtime

3,000,000 USD*



SUMMIT

JBoss
WORLD

PRESENTED BY RED HAT

Without JON 

83% of downtime loss recaptured

2x JBoss servers per admin

15 Minute average MTTR

634% ROI

6 month payback*

SUMMIT

JBoss
WORLD

PRESENTED BY RED HAT

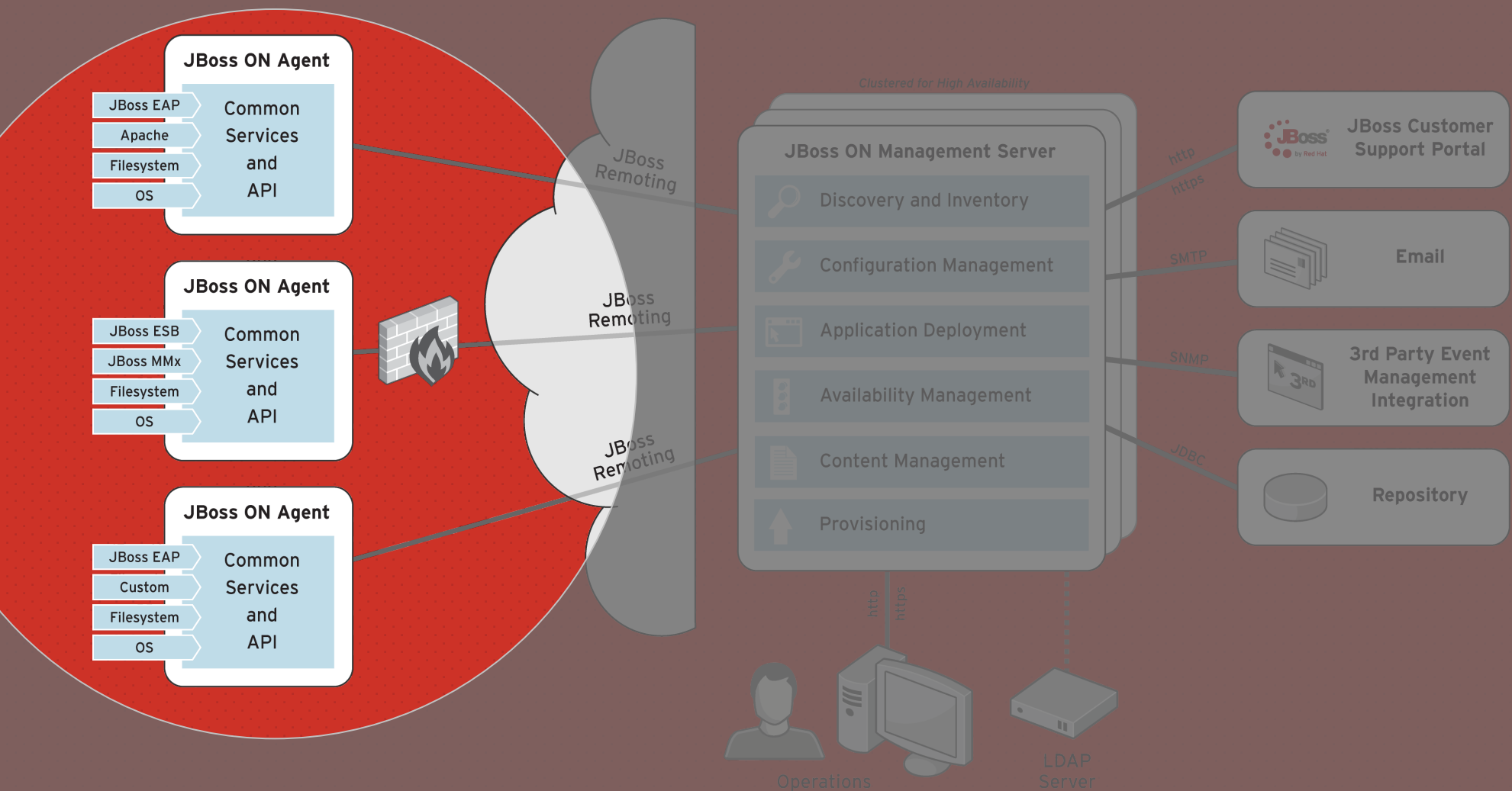
With JON 

Free Puppies!





**Big Vet Bills
Eats your shoes
2 Words: Pooper Scooper**

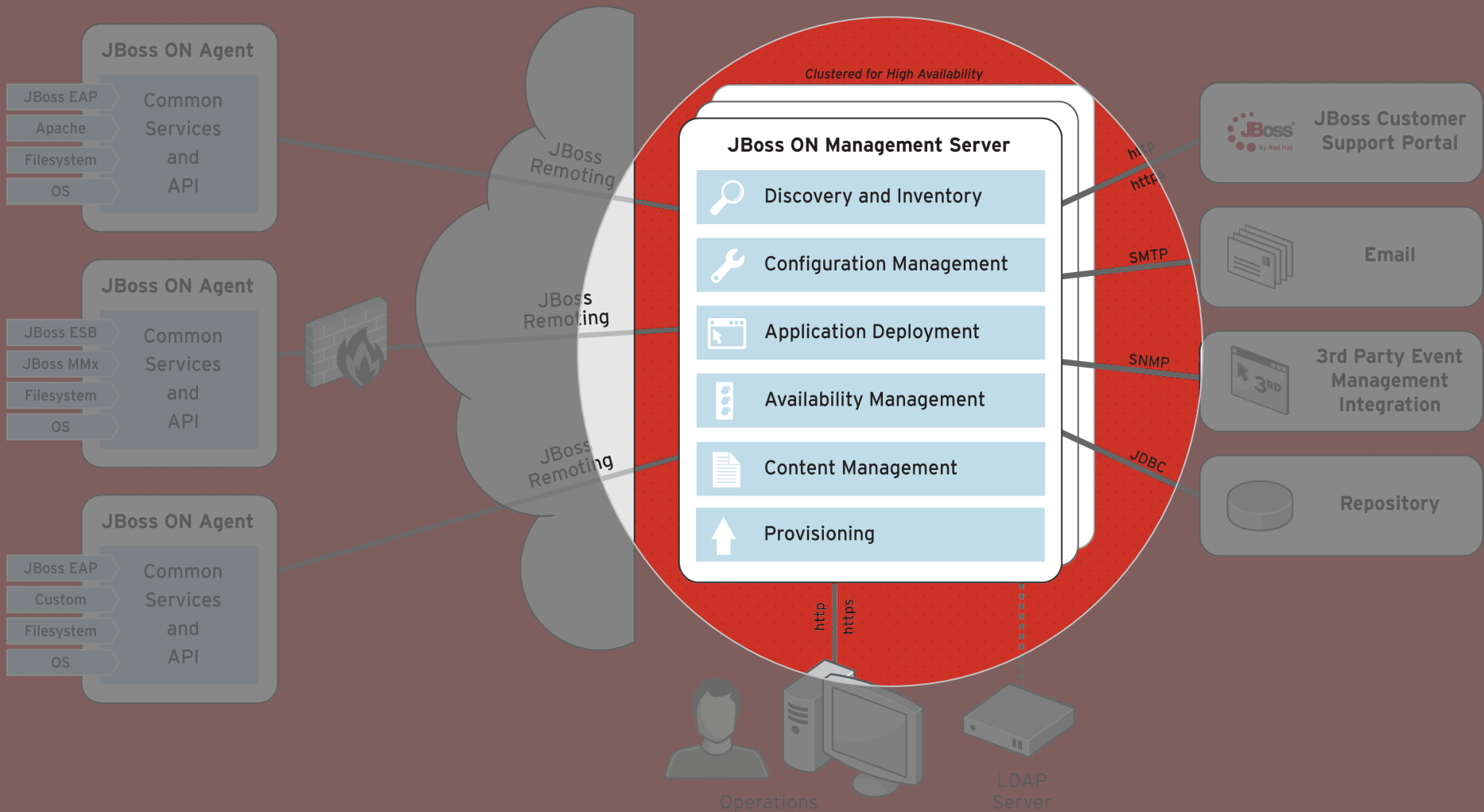


SUMMIT

JBoss
WORLD

PRESENTED BY RED HAT

How? 

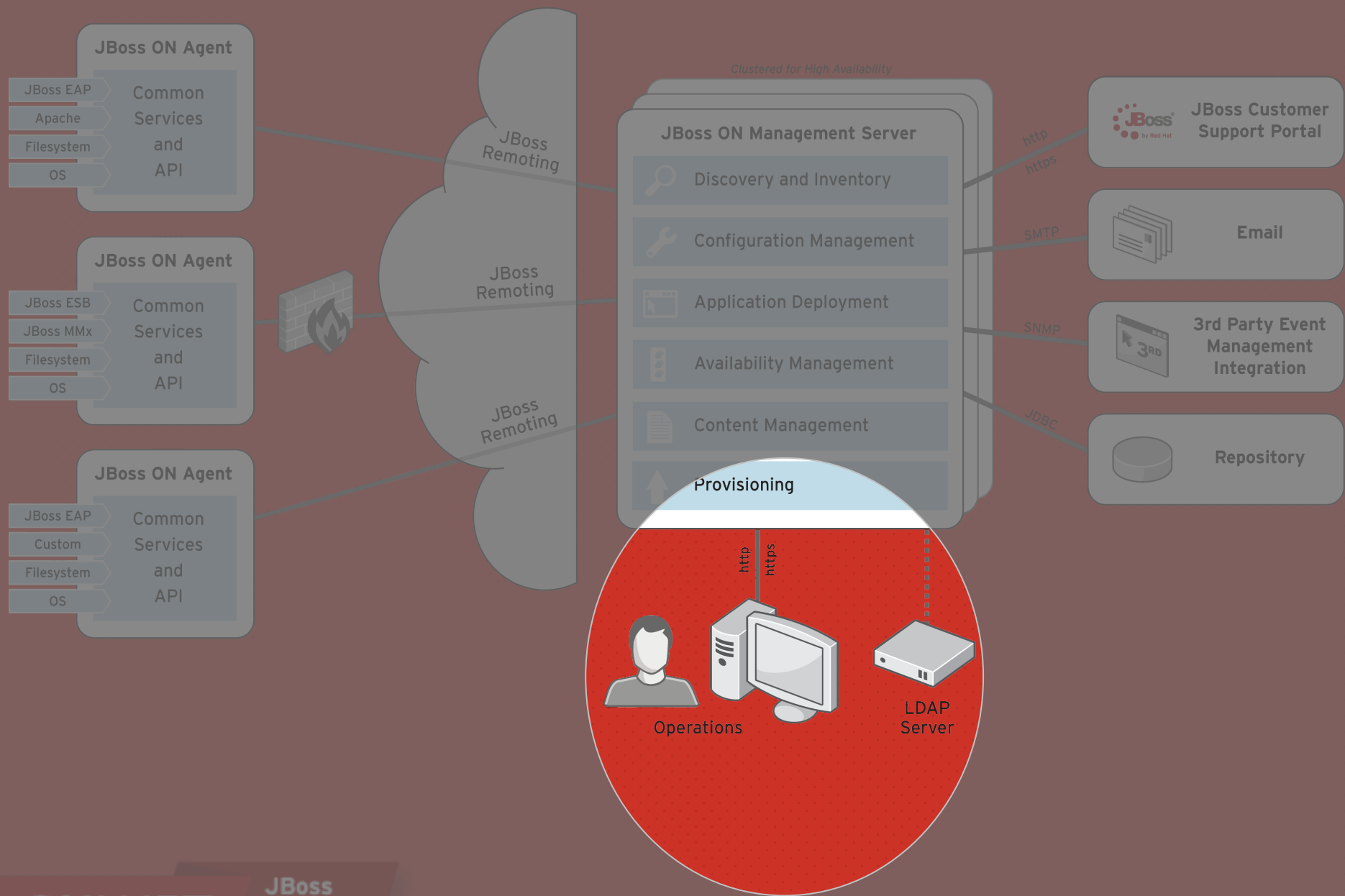


SUMMIT

JBoss
WORLD

PRESENTED BY RED HAT

How? 

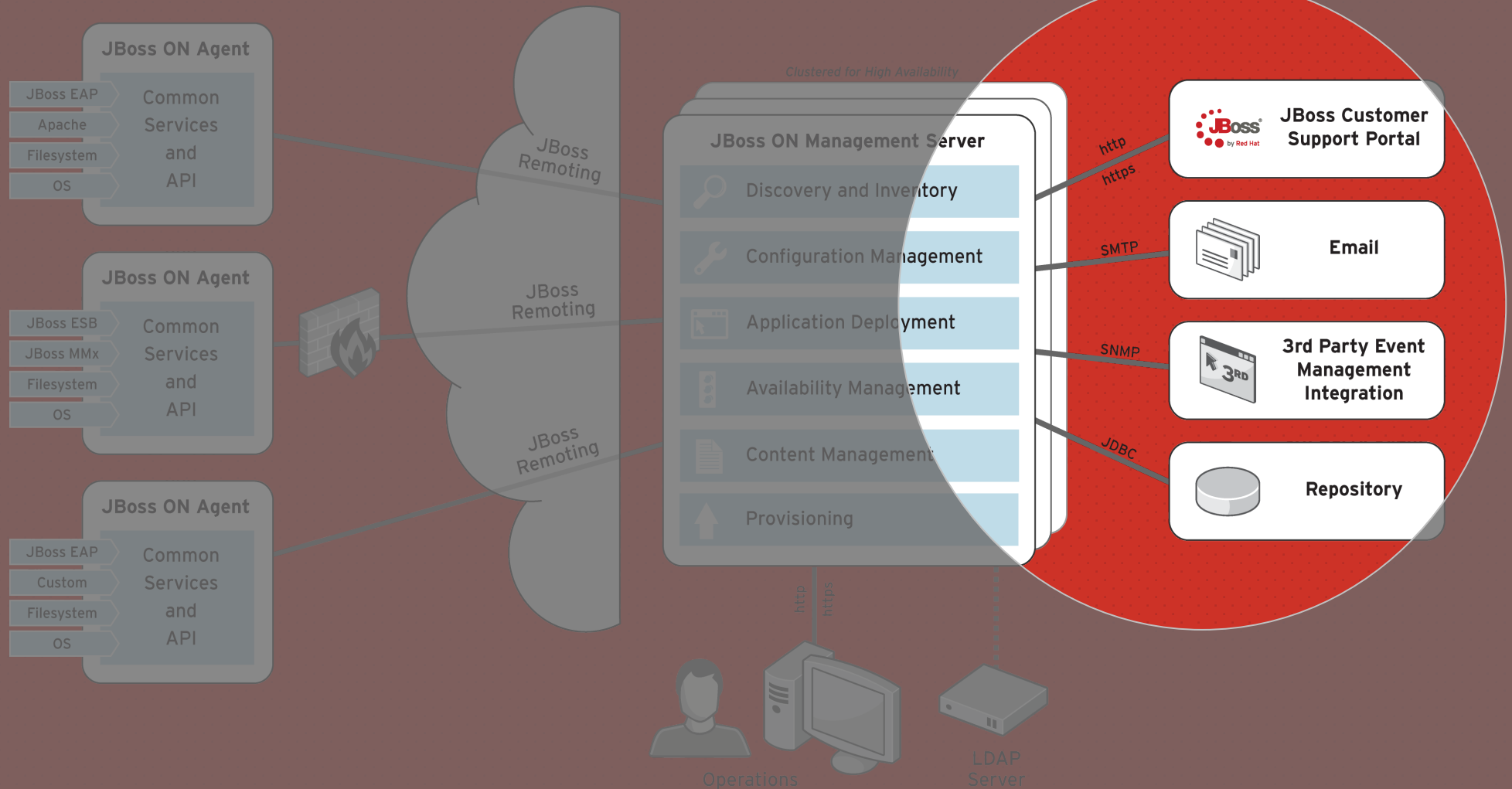


SUMMIT

JBoss
WORLD

PRESENTED BY RED HAT

How? 



SUMMIT

**JBoss
WORLD**

PRESENTED BY RED HAT

How? 

JBoss EAP, SOA-P, EDS

Apache

Tomcat

IIS

PostgreSQL

OS & JVM

MySQL

Oracle

Mobicents

Samba

Hudson

JIRA

Lsof

LibVirt

Twitter

MS-SQL

Over **40** different
manageable
resources in the
community

SUMMIT

JBoss
WORLD

PRESENTED BY RED HAT

Manage What? 



3.0
11/2011

Roadmap

Cloud Forms Integration

Launch
Configure
Monitor
Drop

Virtual Appliances

SUMMIT

JBoss
WORLD

PRESENTED BY RED HAT

Roadmap 

Configuration Drift Management

Lock Down

Monitor

Alert

Report

Revert

SUMMIT

JBoss
WORLD

PRESENTED BY RED HAT

Roadmap 

Responsive Provisioning & Configuration

Set Policy

Monitor

Take Action

SUMMIT

JBOS
WORLD

PRESENTED BY RED HAT

Roadmap 

EAP 6 Support

GWT Rewrite



Roadmap postin.de

Develop

<http://rhq-project.org>

#rhq on freenode

Support

<http://www.jboss.com/products/jbosson/>

<https://jboss.webex.com/jboss/lsr.php?>


[AT=pb&SP=EC&rID=35406382&rKey=d729bcf7714da9e5](https://jboss.webex.com/jboss/lsr.php?AT=pb&SP=EC&rID=35406382&rKey=d729bcf7714da9e5)

Customize

http://www.redhat.com/f/pdf/jbw/hrupp_320_extending_jopr.pdf

http://www.redhat.com/promo/summit/2010/presentations/jbossworld/optimize-secure-manage/wed/sgiovann-1020-jboss-on/sgiovannetti_1020_creating_custom.pdf

Nice URLs Red Hat web team!



SUMMIT

**JBoss
WORLD**

PRESENTED BY RED HAT

More Information 

LIKE US ON FACEBOOK

www.facebook.com/redhatinc

FOLLOW US ON TWITTER

www.twitter.com/redhatsummit

TWEET ABOUT IT

#redhat

READ THE BLOG

summitblog.redhat.com

GIVE US FEEDBACK

www.redhat.com/summit/survey

SUMMIT

JBoss
WORLD

PRESENTED BY RED HAT

