



# The new Odoo Warehouse Management System

Michael Vercruyssen, Odoo Consulting Team

" I am the storekeeper of Odoo, responsible for the goods, from their reception to their expedition between the different stock locations.

Michael Vercruyssen, Marketing manager at Odesign

"

- The warehouse global operations view.
- Incoming and outgoing policies.
- Removal and put away strategies.

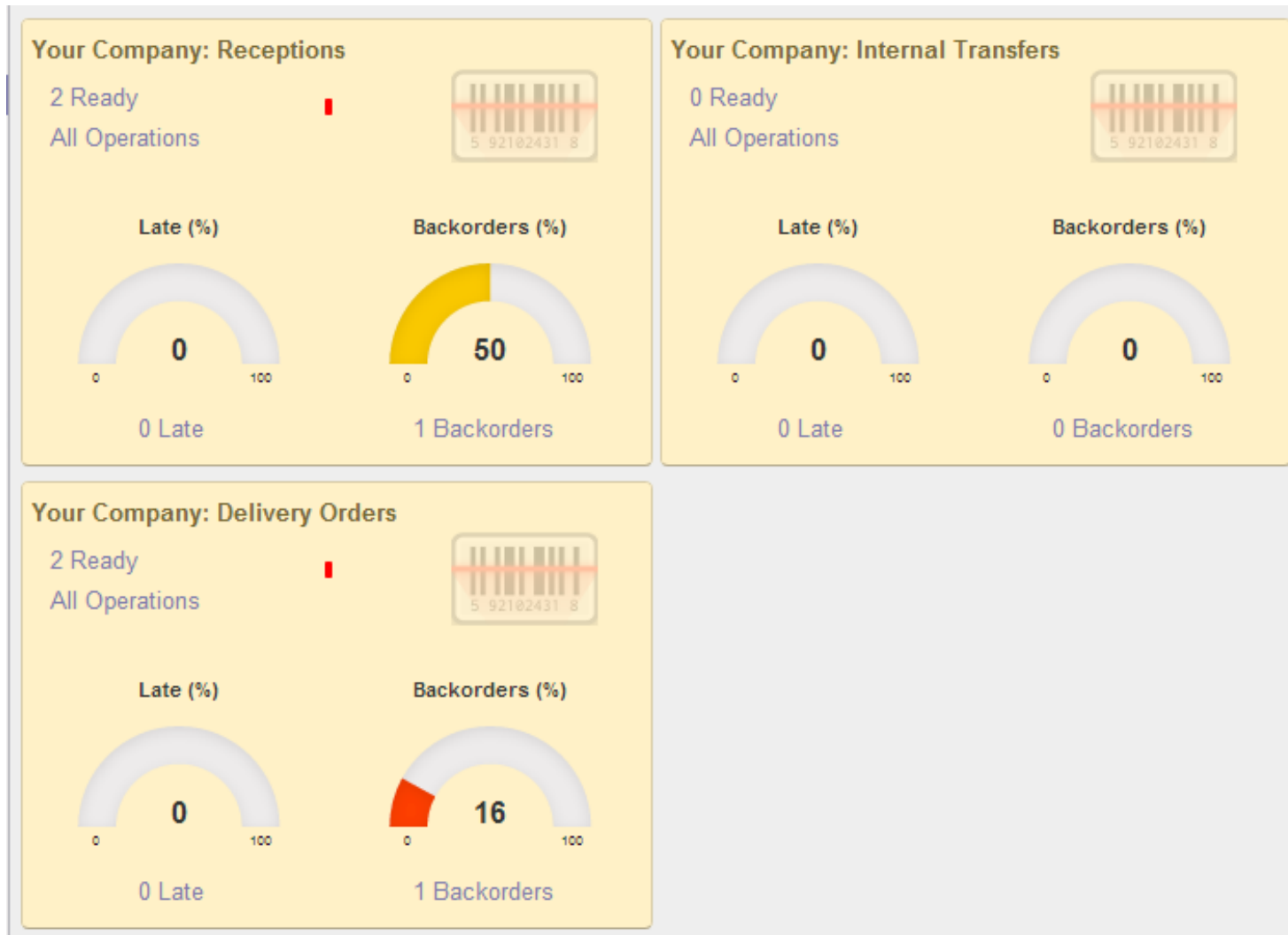


# The warehouse global operations view



# The warehouse global operations view

Easy management of operations to be done



## ➤ Barcode interface

- Easy validation by barecode scanner

Menu

< Previous

Next >

WH/IN/00002

Create backorder

Print

Operations ToDo

▼

Filter by location...

x

Process

Product	Scanned	Todo	From	To
Apple	<div>-</div> <div>5</div> <div>+</div>	10 Unit(s)	Partner Locations/Suppliers	<div>WH/Stock</div> <div>⚙️ ▼</div> <div> <div>Change source location</div> <div>Change destination location</div> </div>

# Routes

A Route is a collection of procurement rules and push rules. Routes can be applied on:

- \* Product
- \* Product Category
- \* Warehouse
- \* Sale Order Line

- Deliver directly from supplier to customer

## Additional Features

- ☐ Allow claim on deliveries
- ☒ Manage dropshipping

## Pull Rules

Name	Action	Picking Type
Supplier → Customer	Buy	Your Company: Dropship



DS00001

Create backorder

Print

Operations ToDo ▼

Filter by location...

x

Process

Product	Scanned	Todo	From	To
Apple	<div> <div>-</div> <div>0</div> <div>+</div> </div>	7 Unit(s)	Partner Locations/Suppliers	Partner Locations/Customers





Incoming and outgoing policies.

Warehouse Name



**Your Company**

Short Name

WH

Address



Warehouse Configuration

**Incoming Shipments**

**Outgoing Shippings**

- ☒ Receive goods directly in stock (1 step)
- ☐ Unload in input location then go to stock (2 steps)
- ☐ Unload in input location, go through a quality control before being admitted in stock (3 steps)
- ☐ Ship directly from stock (Ship only)
- ☒ Bring goods to output location before shipping (Pick + Ship)
- ☐ Make packages into a dedicated location, then bring them to the output location for shipping (Pick + Pack + Ship)

Purchase to resupply this warehouse



Default Resupply Warehouse

Resupply Warehouses



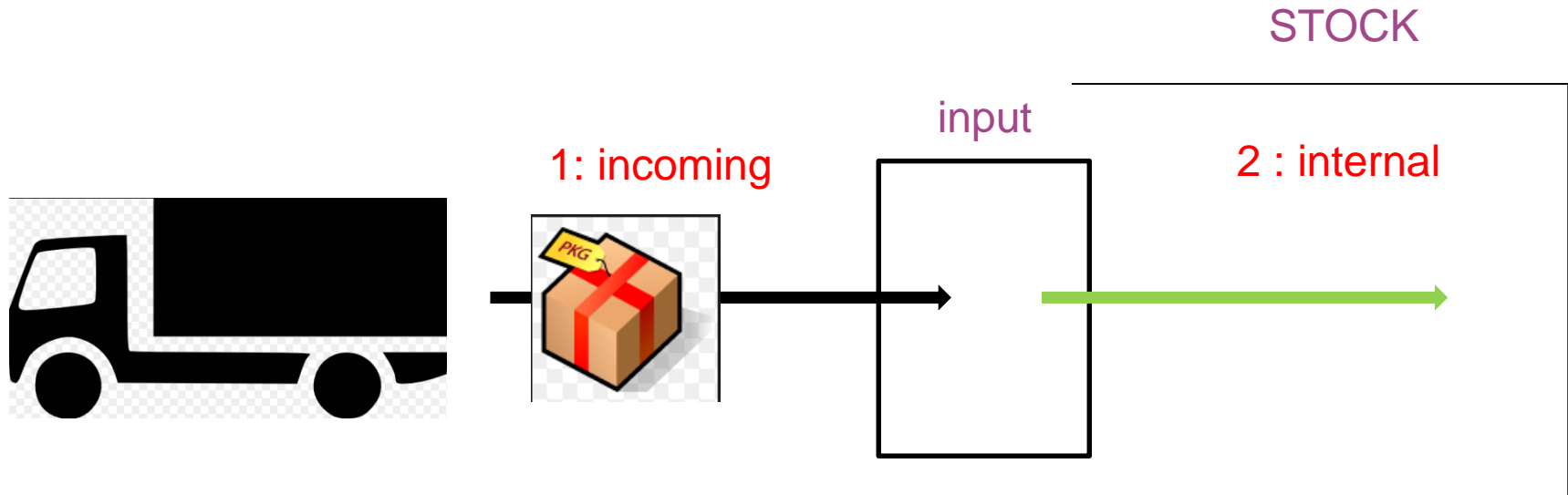
Receive goods directly in stock : 1 step

STOCK

1 : incoming

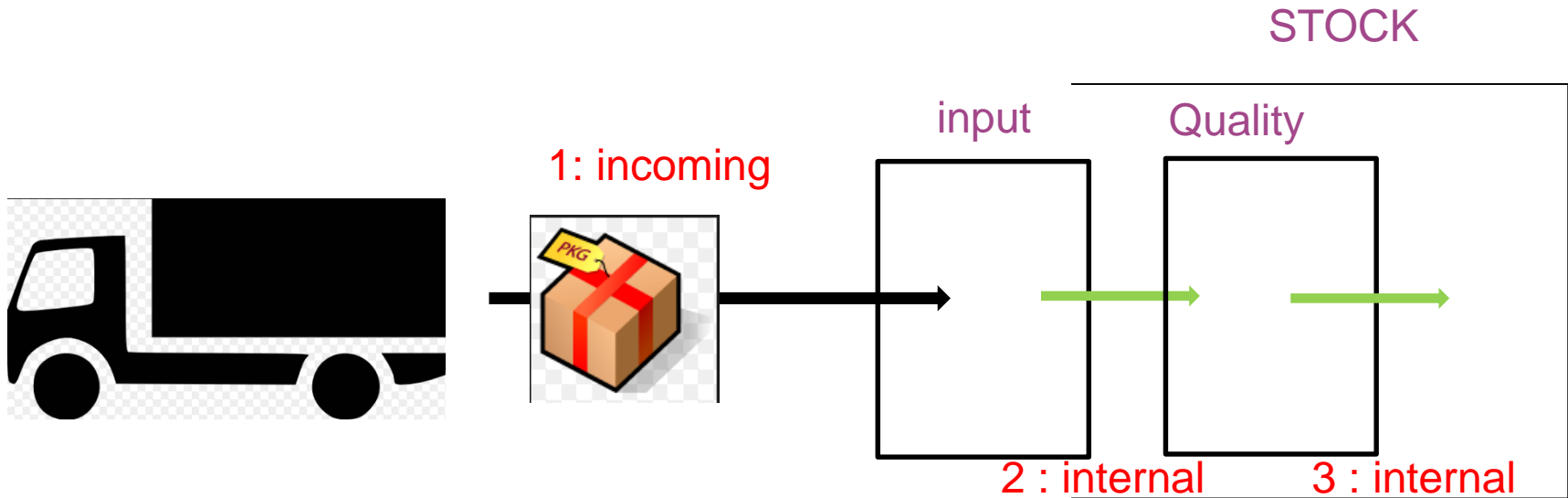


Unload in input location then go to stock : 2 steps



# Incoming Shipments

Unload in input location, go through quality control then go to stock : 3 steps



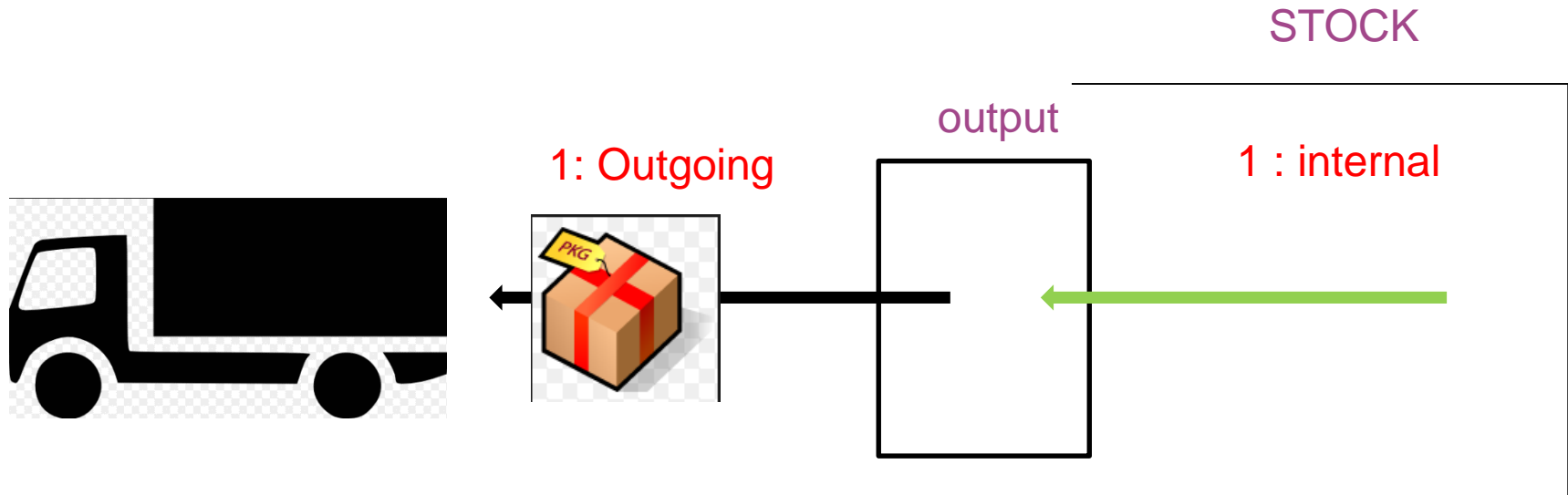
Ship directly from stock: 1 step

STOCK

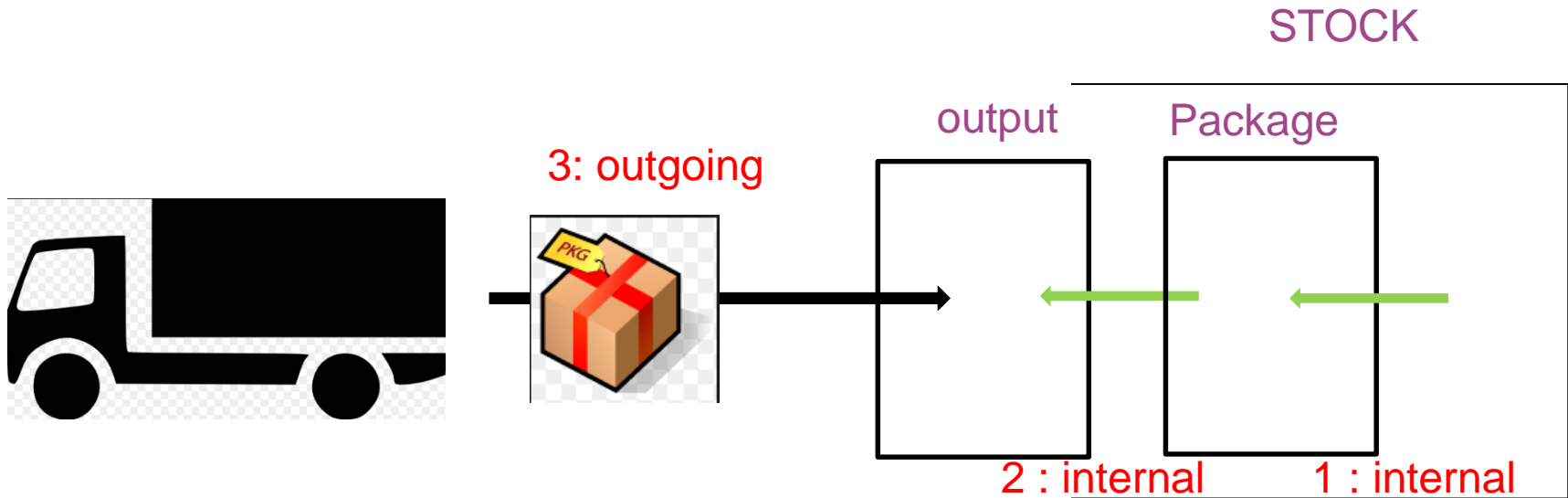
1 : Outgoing



Bring goods to output location before shipping: 2 steps : (Pick – Ship)



Make packages into a dedicated location then bring them to output location for shipping : (Pick-Pack-Ship)





# Logistic strategies on locations.

Real price costing method

Fifo

Lifo

## Settings

**Modules**

Modules

**Configuration**

Sales

**Purchases**

Warehouse

Accounting

General Settings

**Companies**

Companies

**Users**

### Purchase Order

**Supplier Features**

- ☐ Manage pricelist per supplier
- ☐ Alerts by products or supplier

**Purchase Order**

- ☐ Manage different units of measure for products
- ☒ Use 'Real Price' or 'Average' costing methods.
- ☐ Force two levels of approvals
- ☐ Manage calls for bids
- ☐ Use multiple analytic accounts on purchase orders
- ☐ Analytic accounting for purchases



Information	Procurements	Inventory
Cost Price	0.00	
Costing Method	Real Price	

## Removal and Put away strategies

### Stock

WH

#### Additional Information

Location Type	Internal Location
Owner	
Is a Scrap Location?	<input type="checkbox"/>
Active	<input checked="" type="checkbox"/>

#### Localization

Corridor (X)	0
Shelves (Y)	0
Height (Z)	0
Location Barcode	

### Logistics

Removal Strategy	First In First Out (FIFO)
Put Away Strategy	Stock to others stocks

## ➤ Removal strategy:

- FIFO : First In First Out. -> Based on move dates
- LIFO : Last In First Out. -> Based on move dates
- FEFO : First Expiry First Out. -> Based on Expiry dates of Lots.

## ➤ Put away strategies:

Name	Stock to others stocks
Method	Fixed Location

### Fixed Locations Per Categories

Product Category	Location
All / Pipes	WH/Stock/Pipes
All / Fruits	WH/Stock/Stock of Fruits



WH/IN/00014

Create backorder

Print

Operations ToDo ▼

Filter by location...

x

Process

Product	Scanned	Todo	From	To	
Apple	<div> <div>-</div> <div>0</div> <div>+</div> </div>	1 Unit(s)	Partner Locations/Suppliers	WH/Stock/Stock of Fruits	⚙️



Advanced talk on WMS (06/06 at 12:00)

# Advanced use of new warehouse management system

Josse Colpaert - Technical Coordinator