

PVFS2 Roll: Users Guide



Version 5.1 Edition



PVFS2 Roll: Users Guide :

Version 5.1 Edition

Published Dec 2008

Copyright © 2008 University of California

This document is subject to the Rocks License (see Appendix A: Rocks Copyright).

Table of Contents

Preface	v
1. Overview	1
2. Installing	3
2.1. On a New Server	3
2.2. On an Existing Server.....	3
2.3. Adding the Roll to Nodes.....	4
3. Configuring your PVFS2 Installation	5
3.1. Configuring a Metadata Server.....	5
3.2. Configuring an I/O Server	6
3.3. Configuring Client Nodes.....	8
3.4. Applying the Configuration.....	9
4. Customizing your PVFS2 Installation	10
4.1. Changing the PVFS2 Mountpoint	10
4.2. Changing the Storage Partition Used by a PVFS2 Storage Server	10
5. Command Reference	12
5.1. dump.....	12
5.2. list	12
5.3. remove	13
5.4. report	13
5.5. set	13
5.6. sync.....	14
A. Rocks Copyright	15
B. Third Party Copyrights and Licenses	17
B.1. PVFS2.....	17

List of Tables

1-1. Summary..... 1
1-2. Roll Compatibility 1

Preface

The Rocks PVFS2 Roll contains packages, installation scripts and tools to help users deploy a PVFS2 instance on their cluster.

Chapter 1. Overview

Table 1-1. Summary

Name	pvfs2
Version	5.1
Maintained By	Rocks Group
Architecture	i386, x86_64
Compatible with Rocks™	5.1

Table 1-2. Roll Compatibility

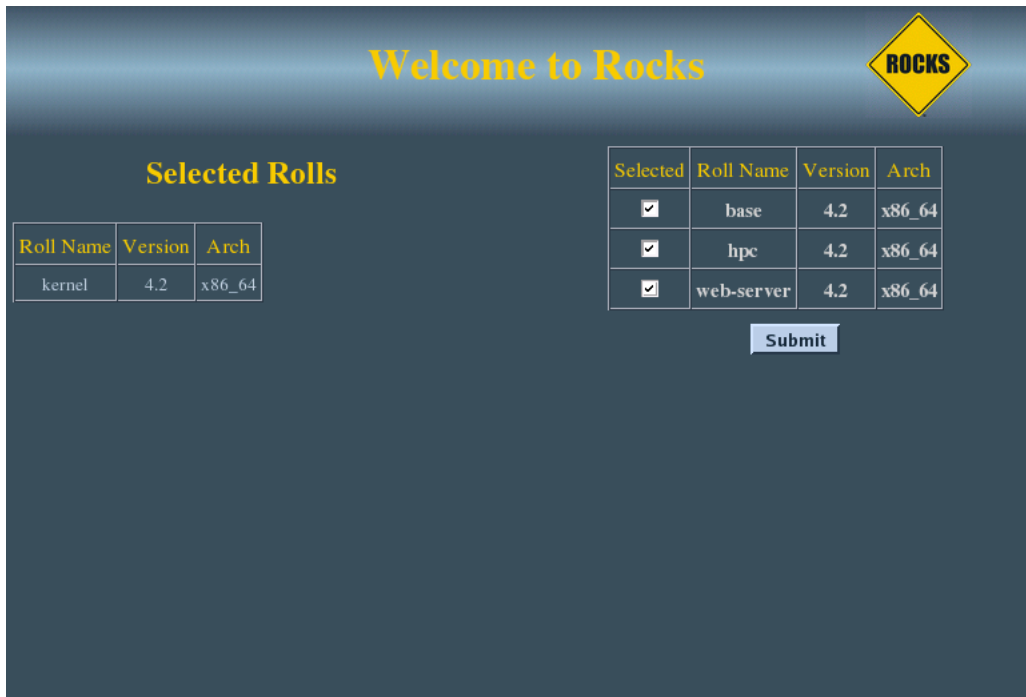
Roll	Requires ^a	Optional ^b	Conflicts
alpha		X	
area51		X	
base	X		
bio		X	
condor		X	
ganglia		X	
grid		X	
hpc		X	
java		X	
kernel	X		
os (disk 1)	X		
os (disk 2)	X		
os (disk 3)		X	
os (disk 4)		X	
os (disk 5)		X	
os (disk 6)		X	
os (disk 7)		X	
pbs		X	
service-pack		X	
sge		X	
viz		X	
web-server		X	
xen		X	

Roll	Requires ^a	Optional ^b	Conflicts
<p>Notes:</p> <ul style="list-style-type: none">a. You may also substitute your own OS CDs for the Rocks™ OS Roll CDs. In this case you must use all the CDs from your distribution and not use any of the Rocks™ OS Roll CDs.b. Only Rolls that have been verified as compatible with this Roll are listed. Other Rolls will likely work, but have not been tested by the maintainer of this Roll.			

Chapter 2. Installing

2.1. On a New Server

The pvfs2 Roll should be installed during the initial installation of your server (or cluster). This procedure is documented in section 1.2 of the Rocks™ usersguide. You should select the pvfs2 Roll from the list of available rolls when you see a screen that is similar to the one below.



2.2. On an Existing Server

The PVFS2 Roll can be installed on running frontend.

The following procedure will install the roll on the frontend. After the frontend reboots, the roll will be fully configured.

First download the PVFS2 Roll ISO from the Rocks web site. Then, as root, execute:

```
# rocks add roll pvfs2*iso
# rocks enable roll pvfs2
# cd /home/install
# rocks-dist dist
# kroll pvfs2 | bash
```


The PVFS2 requires more manual steps after the above completes. This step is necessary as it adds a table to database and that procedure requires the root password. To complete the installation, as root execute:

```
# mysql -u root -p cluster < /tmp/pvfs2.sql
```

Now you need to install the PVFS2 again:

```
# kroll pvfs2 | bash
```

Then reboot:

```
# init 6
```

2.3. Adding the Roll to Nodes

To add the the PVFS2 Roll to the nodes of your cluster, you'll need to reinstall the nodes.

To reinstall all your nodes, as root execute:

```
# rocks run host /boot/kickstart/cluster-kickstart
```

Chapter 3. Configuring your PVFS2 Installation

3.1. Configuring a Metadata Server

After you install PVFS2 on your frontend, you need to specify a PVFS2 Metadata Server. A PVFS2 Metadata Server holds all the information about the files stored in a PVFS2 file system (for example, creation time, owner, group, size, etc.).

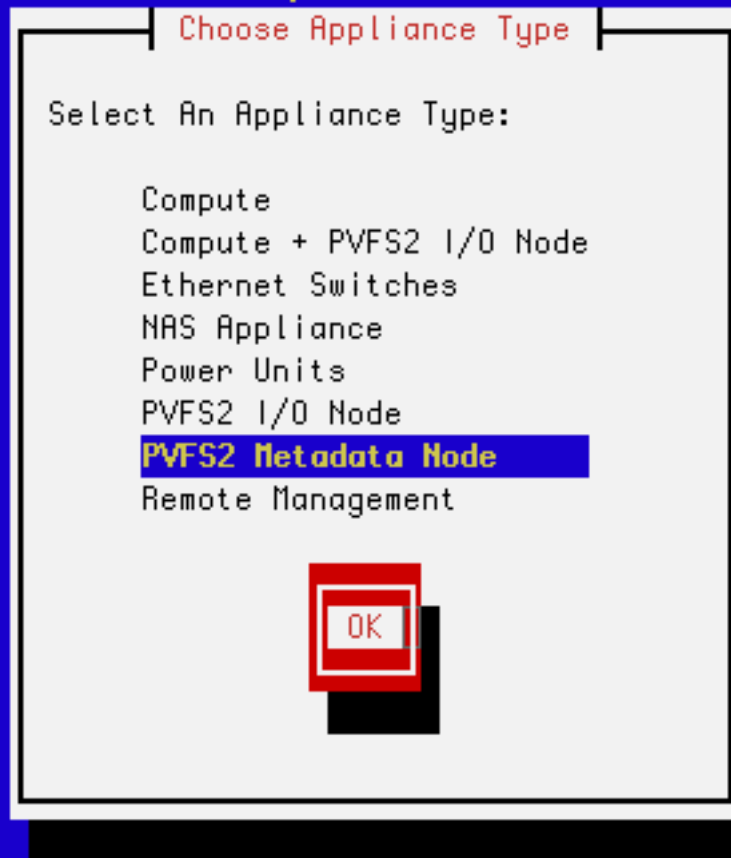


By default, the frontend is configured to be the PVFS2 Metadata Server.

Therefore, if you don't want to specify a different node in your cluster to be the PVFS2 Metadata Server, then you can skip this step.

If you wish to make one of the nodes in your cluster the PVFS2 Metadata Server, then you'll need to run `insert-ethers` and select *PVFS2 Metadata Node*.

```
Insert Ethernet Addresses -- version 4.2.1
Opened kickstart access to 10.0.0.0/255.0.0.0 network
```



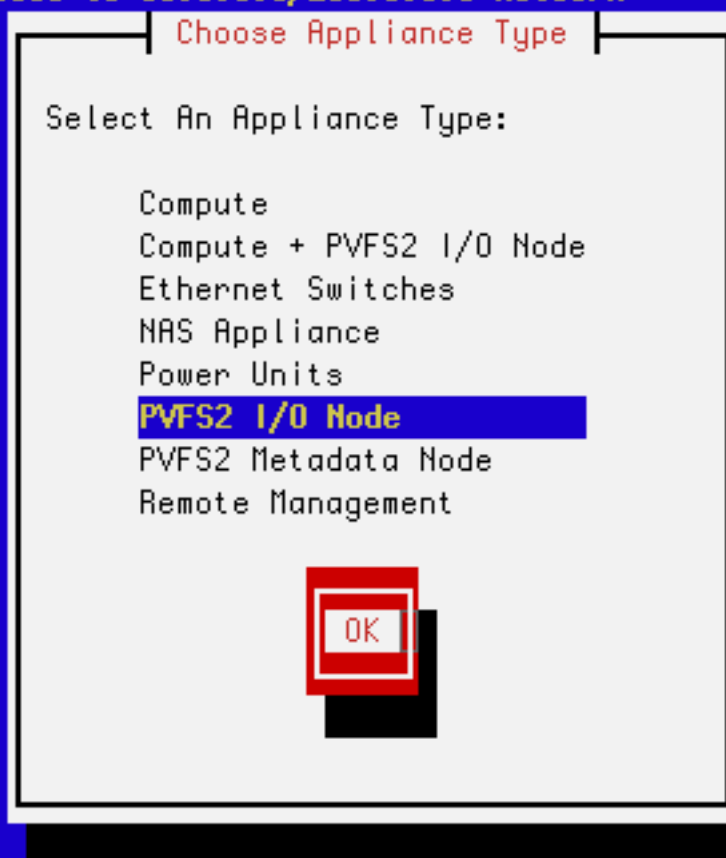
Then PXE boot the node you wish to be the PVFS2 Metadata Server (you can also boot the node with the Rocks Boot CD).

3.2. Configuring an I/O Server

After you install PVFS2 on your frontend, you need to specify at least one PVFS2 I/O Node. A PVFS2 I/O Node holds data blocks for PVFS2.

To make one of the nodes in your cluster a PVFS2 I/O Node, you'll need to run `insert-ethers` and select *PVFS2 I/O Node*.

```
Insert Ethernet Addresses -- version 4.2.1
Opened kickstart access to 10.0.0.0/255.0.0.0 network
```



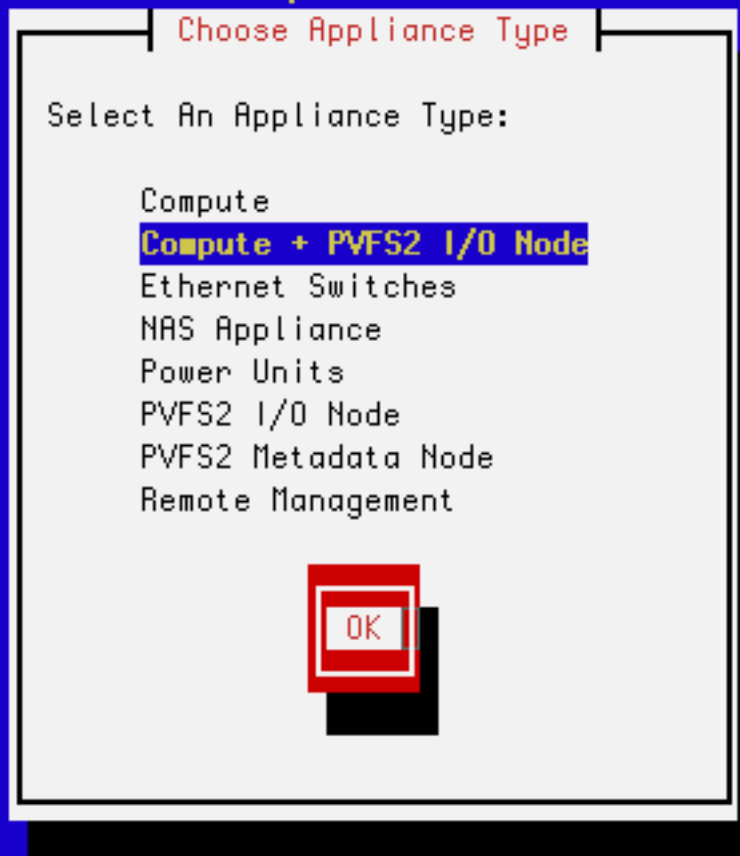
Then PXE boot the node you wish to be a PVFS2 I/O Node (you can also boot the node with the Rocks Boot CD).

3.2.1. Configuring a Hybrid I/O Server

You can also specify a *hybrid* node that will be configured as a PVFS2 I/O Node *and* a Compute Node. Nodes that are in this configuration will serve PVFS2 blocks as well as have user jobs scheduled on them (e.g., SGE or PBS will schedule jobs on this node).

To make one of the nodes in your cluster a Compute + PVFS2 I/O Node, you'll need to run `insert-ethers` and select *Compute + PVFS2 I/O Node*.

```
Insert Ethernet Addresses -- version 4.2.1
Opened kickstart access to 10.0.0.0/255.0.0.0 network
```



Installing *Compute + PVFS2 I/O Node* nodes is highly discouraged.

This is because user jobs will be scheduled on *Compute + PVFS2 I/O* nodes and user jobs have been known to crash nodes. When a *PVFS2 I/O Node* crashes, the entire *PVFS2* file system will be offline.

Then PXE boot the node you wish to be a *Compute + PVFS2 I/O Node* (you can also boot the node with the *Rocks Boot CD*).

3.3. Configuring Client Nodes

After you install your *PVFS2 I/O Nodes* and optionally a *PVFS2 Metadata Server*, you need to reinstall all your client nodes (e.g., your *compute nodes*). This will install the *PVFS2* client software on the nodes so each node can

mount the PVFS2 file system.

To reinstall your compute nodes, as root execute:

```
# rocks run host compute /boot/kickstart/cluster-kickstart
```

3.4. Applying the Configuration

After you install your PVFS2 I/O Nodes and optionally a PVFS2 Metadata Server and after you've reinstalled all your client nodes, you need to apply the new configuration to the cluster. To do this, execute:

```
# rocks sync pvfs
```

This responds with:

```
When you run this program, it will REMOVE the
previous PVFS2 installation. That is, all data
stored in the previous PVFS2 installation will
be LOST.
```

```
Are you sure you want to run this program?
Type YES to run this program:
```



If you answer *YES* and if you had a previous instance of PVFS2 running on your cluster, all data from the previous instance will be lost.

If you answer 'YES', then the following will occur:

- PVFS2 configuration files will be generated and sent to each PVFS2 I/O Node and the PVFS2 Metadata Server.
- The PVFS2 server process will be restarted on each PVFS2 I/O Node and the PVFS2 Metadata Server.
- The PVFS2 mount point name will be sent to all nodes in the cluster.
- All nodes in the cluster will mount the PVFS2 file system.

The default mountpoint is `/mnt/pvfs2`. So to test your installation, execute:

```
# ls /mnt/pvfs2
```

You can also run the above command on some client nodes to see if `/mnt/pvfs2` mounted.

Chapter 4. Customizing your PVFS2 Installation

4.1. Changing the PVFS2 Mountpoint

The default PVFS2 mountpoint is `/mnt/pvfs2`. To change it, edit the file `/opt/pvfs2/conf/variables`, and change the value:

```
PVFS2_MOUNTPOINT=/mnt/pvfs2
```

For example, to change the mountpoint to `/my/mount`, the line above should look like:

```
PVFS2_MOUNTPOINT=/my/mount
```

After you modify the file above, you must apply the change to the cluster -- see the section [Applying the Configuration](#) for details.

4.2. Changing the Storage Partition Used by a PVFS2 Storage Server

The default partition used by PVFS2 storage servers (PVFS2 I/O Nodes and the PVFS2 Metadata Server) is `/state/partition1`. To change it, you'll need to run Rocks command line programs.

To check which partition a node is using, run the command:

```
# rocks list host pvfs partition pvfs2-io-0-0
```

This will produce output like:

```
PVFS PARTITION  
/state/partition1
```

To change the partition to `/mydata`, execute the command:

```
# rocks set host pvfs partition pvfs2-io-0-0 part=/mydata
```

After you modify the PVFS2 partition info for a storage node, you must apply the change to the cluster -- see the section *Applying the Configuration* for details.

At this time, only one partition per storage node is supported.

Chapter 5. Command Reference

5.1. dump

5.1.1. dump host pvfs

rocks dump host pvfs [host...]

Dump host PVFS2 information as Rocks commands.

arguments

[host]

Zero, one or more host names. If no host names are supplied, information for all hosts will be listed.

examples

```
$ rocks dump host pvfs pvfs2-io-0-0
```

Dump PVFS2 info for pvfs2-io-0-0.

```
$ rocks dump host pvfs
```

Dump PVFS2 info for all configured PVFS2 servers.

5.2. list

5.2.1. list host pvfs partition

rocks list host pvfs partition {host...} [part=*string*]

List the partition that a PVFS2 server will use to store data blocks.

arguments

host

One or more host names.

parameters

[part=*string*]

The partition on the host that will be used to store PVFS2 data blocks.

5.3. remove

5.3.1. remove host pvfs partition

rocks remove host pvfs partition {host}

Remove the partition that is associated with a PVFS2 server. This partition is the location on the PVFS2 server that is used to store data blocks. This command simply removes the partition configuration from the frontend's database. It does not remove data on the PVFS2 server.

arguments

host

One host name.

examples

```
# rocks remove host pvfs partition pvfs2-io-0-0
```

Remove the partition entry in the database for pvfs2-io-0-0.

5.4. report

5.4.1. report pvfs

rocks report pvfs

Generates the file system configuration file for PVFS2.

examples

```
$ rocks report pvfs
```

5.5. set

5.5.1. set host pvfs partition

rocks set host pvfs partition {host...} [part=*string*]

Set the partition that a PVFS2 server will use to store data blocks.

arguments

host

One or more host names.

parameters

[part=*string*]

The partition on the host that will be used to store PVFS2 data blocks.

examples

```
# rocks set host pvfs partition pvfs2-io-0-0 part="/mydata"
```

Set the PVFS2 data directory on pvfs2-io-0-0 to /mydata.

5.6. sync

5.6.1. sync pvfs

rocks sync pvfs

Generates new PVFS2 configuration files for each PVFS2 storage server, then reconfigures the PVFS2 storage system. This command also remounts the PVFS2 file system on all clients.

examples

```
# rocks sync pvfs
```

Appendix A. Rocks Copyright

Rocks(r)
www.rocksclusters.org
version 5.1 (VI)

Copyright (c) 2000 - 2008 The Regents of the University of California.
All rights reserved.

Redistribution and use in source and binary forms, with or without modification, are permitted provided that the following conditions are met:

1. Redistributions of source code must retain the above copyright notice, this list of conditions and the following disclaimer.
2. Redistributions in binary form must reproduce the above copyright notice unmodified and in its entirety, this list of conditions and the following disclaimer in the documentation and/or other materials provided with the distribution.
3. All advertising and press materials, printed or electronic, mentioning features or use of this software must display the following acknowledgement:

"This product includes software developed by the Rocks(r)
Cluster Group at the San Diego Supercomputer Center at the
University of California, San Diego and its contributors."

4. Except as permitted for the purposes of acknowledgment in paragraph 3, neither the name or logo of this software nor the names of its authors may be used to endorse or promote products derived from this software without specific prior written permission. The name of the software includes the following terms, and any derivatives thereof: "Rocks", "Rocks Clusters", and "Avalanche Installer". For licensing of the associated name, interested parties should contact Technology Transfer & Intellectual Property Services, University of California, San Diego, 9500 Gilman Drive, Mail Code 0910, La Jolla, CA 92093-0910, Ph: (858) 534-5815, FAX: (858) 534-7345, E-MAIL:invent@ucsd.edu

THIS SOFTWARE IS PROVIDED BY THE REGENTS AND CONTRIBUTORS "AS IS AND ANY EXPRESS OR IMPLIED WARRANTIES, INCLUDING, BUT NOT LIMITED TO, THE IMPLIED WARRANTIES OF MERCHANTABILITY AND FITNESS FOR A PARTICULAR PURPOSE ARE DISCLAIMED. IN NO EVENT SHALL THE REGENTS OR CONTRIBUTORS BE LIABLE FOR ANY DIRECT, INDIRECT, INCIDENTAL, SPECIAL, EXEMPLARY, OR CONSEQUENTIAL DAMAGES (INCLUDING, BUT NOT LIMITED TO, PROCUREMENT OF SUBSTITUTE GOODS OR SERVICES; LOSS OF USE, DATA, OR PROFITS; OR BUSINESS INTERRUPTION) HOWEVER CAUSED AND ON ANY THEORY OF LIABILITY, WHETHER IN CONTRACT, STRICT LIABILITY, OR TORT (INCLUDING NEGLIGENCE OR OTHERWISE) ARISING IN ANY WAY OUT OF THE USE OF THIS SOFTWARE, EVEN IF ADVISED OF THE POSSIBILITY OF SUCH DAMAGE.

Appendix B. Third Party Copyrights and Licenses

This section enumerates the licenses from all the third party software components of this Roll. A "best effort" attempt has been made to insure the complete and current licenses are listed. In the case of errors or omissions please contact the maintainer of this Roll. For more information on the licenses of any components please consult with the original author(s) or see the Rocks CVS repository¹.

B.1. PVFS2

GNU LESSER GENERAL PUBLIC LICENSE
Version 2.1, February 1999

Copyright (C) 1991, 1999 Free Software Foundation, Inc.
59 Temple Place, Suite 330, Boston, MA 02111-1307 USA
Everyone is permitted to copy and distribute verbatim copies
of this license document, but changing it is not allowed.

[This is the first released version of the Lesser GPL. It also counts
as the successor of the GNU Library Public License, version 2, hence
the version number 2.1.]

Preamble

The licenses for most software are designed to take away your freedom to share and change it. By contrast, the GNU General Public Licenses are intended to guarantee your freedom to share and change free software--to make sure the software is free for all its users.

This license, the Lesser General Public License, applies to some specially designated software packages--typically libraries--of the Free Software Foundation and other authors who decide to use it. You can use it too, but we suggest you first think carefully about whether this license or the ordinary General Public License is the better strategy to use in any particular case, based on the explanations below.

When we speak of free software, we are referring to freedom of use, not price. Our General Public Licenses are designed to make sure that you have the freedom to distribute copies of free software (and charge for this service if you wish); that you receive source code or can get it if you want it; that you can change the software and use pieces of it in new free programs; and that you are informed that you can do these things.

To protect your rights, we need to make restrictions that forbid distributors to deny you these rights or to ask you to surrender these rights. These restrictions translate to certain responsibilities for you if you distribute copies of the library or if you modify it.

For example, if you distribute copies of the library, whether gratis or for a fee, you must give the recipients all the rights that we gave you. You must make sure that they, too, receive or can get the source code. If you link other code with the library, you must provide complete object files to the recipients, so that they can relink them with the library after making changes to the library and recompiling it. And you must show them these terms so they know their rights.

We protect your rights with a two-step method: (1) we copyright the library, and (2) we offer you this license, which gives you legal permission to copy, distribute and/or modify the library.

To protect each distributor, we want to make it very clear that there is no warranty for the free library. Also, if the library is modified by someone else and passed on, the recipients should know that what they have is not the original version, so that the original author's reputation will not be affected by problems that might be introduced by others.

Finally, software patents pose a constant threat to the existence of any free program. We wish to make sure that a company cannot effectively restrict the users of a free program by obtaining a restrictive license from a patent holder. Therefore, we insist that any patent license obtained for a version of the library must be consistent with the full freedom of use specified in this license.

Most GNU software, including some libraries, is covered by the ordinary GNU General Public License. This license, the GNU Lesser General Public License, applies to certain designated libraries, and is quite different from the ordinary General Public License. We use this license for certain libraries in order to permit linking those libraries into non-free programs.

When a program is linked with a library, whether statically or using a shared library, the combination of the two is legally speaking a combined work, a derivative of the original library. The ordinary General Public License therefore permits such linking only if the entire combination fits its criteria of freedom. The Lesser General Public License permits more lax criteria for linking other code with the library.

We call this license the "Lesser" General Public License because it does Less to protect the user's freedom than the ordinary General Public License. It also provides other free software developers Less of an advantage over competing non-free programs. These disadvantages are the reason we use the ordinary General Public License for many libraries. However, the Lesser license provides advantages in certain special circumstances.

For example, on rare occasions, there may be a special need to encourage the widest possible use of a certain library, so that it becomes a de-facto standard. To achieve this, non-free programs must be

allowed to use the library. A more frequent case is that a free library does the same job as widely used non-free libraries. In this case, there is little to gain by limiting the free library to free software only, so we use the Lesser General Public License.

In other cases, permission to use a particular library in non-free programs enables a greater number of people to use a large body of free software. For example, permission to use the GNU C Library in non-free programs enables many more people to use the whole GNU operating system, as well as its variant, the GNU/Linux operating system.

Although the Lesser General Public License is Less protective of the users' freedom, it does ensure that the user of a program that is linked with the Library has the freedom and the wherewithal to run that program using a modified version of the Library.

The precise terms and conditions for copying, distribution and modification follow. Pay close attention to the difference between a "work based on the library" and a "work that uses the library". The former contains code derived from the library, whereas the latter must be combined with the library in order to run.

GNU LESSER GENERAL PUBLIC LICENSE
TERMS AND CONDITIONS FOR COPYING, DISTRIBUTION AND MODIFICATION

0. This License Agreement applies to any software library or other program which contains a notice placed by the copyright holder or other authorized party saying it may be distributed under the terms of this Lesser General Public License (also called "this License"). Each licensee is addressed as "you".

A "library" means a collection of software functions and/or data prepared so as to be conveniently linked with application programs (which use some of those functions and data) to form executables.

The "Library", below, refers to any such software library or work which has been distributed under these terms. A "work based on the Library" means either the Library or any derivative work under copyright law: that is to say, a work containing the Library or a portion of it, either verbatim or with modifications and/or translated straightforwardly into another language. (Hereinafter, translation is included without limitation in the term "modification".)

"Source code" for a work means the preferred form of the work for making modifications to it. For a library, complete source code means all the source code for all modules it contains, plus any associated interface definition files, plus the scripts used to control compilation and installation of the library.

Activities other than copying, distribution and modification are not covered by this License; they are outside its scope. The act of running a program using the Library is not restricted, and output from

such a program is covered only if its contents constitute a work based on the Library (independent of the use of the Library in a tool for writing it). Whether that is true depends on what the Library does and what the program that uses the Library does.

1. You may copy and distribute verbatim copies of the Library's complete source code as you receive it, in any medium, provided that you conspicuously and appropriately publish on each copy an appropriate copyright notice and disclaimer of warranty; keep intact all the notices that refer to this License and to the absence of any warranty; and distribute a copy of this License along with the Library.

You may charge a fee for the physical act of transferring a copy, and you may at your option offer warranty protection in exchange for a fee.

2. You may modify your copy or copies of the Library or any portion of it, thus forming a work based on the Library, and copy and distribute such modifications or work under the terms of Section 1 above, provided that you also meet all of these conditions:

- a) The modified work must itself be a software library.
- b) You must cause the files modified to carry prominent notices stating that you changed the files and the date of any change.
- c) You must cause the whole of the work to be licensed at no charge to all third parties under the terms of this License.
- d) If a facility in the modified Library refers to a function or a table of data to be supplied by an application program that uses the facility, other than as an argument passed when the facility is invoked, then you must make a good faith effort to ensure that, in the event an application does not supply such function or table, the facility still operates, and performs whatever part of its purpose remains meaningful.

(For example, a function in a library to compute square roots has a purpose that is entirely well-defined independent of the application. Therefore, Subsection 2d requires that any application-supplied function or table used by this function must be optional: if the application does not supply it, the square root function must still compute square roots.)

These requirements apply to the modified work as a whole. If identifiable sections of that work are not derived from the Library, and can be reasonably considered independent and separate works in themselves, then this License, and its terms, do not apply to those sections when you distribute them as separate works. But when you distribute the same sections as part of a whole which is a work based on the Library, the distribution of the whole must be on the terms of this License, whose permissions for other licensees extend to the

entire whole, and thus to each and every part regardless of who wrote it.

Thus, it is not the intent of this section to claim rights or contest your rights to work written entirely by you; rather, the intent is to exercise the right to control the distribution of derivative or collective works based on the Library.

In addition, mere aggregation of another work not based on the Library with the Library (or with a work based on the Library) on a volume of a storage or distribution medium does not bring the other work under the scope of this License.

3. You may opt to apply the terms of the ordinary GNU General Public License instead of this License to a given copy of the Library. To do this, you must alter all the notices that refer to this License, so that they refer to the ordinary GNU General Public License, version 2, instead of to this License. (If a newer version than version 2 of the ordinary GNU General Public License has appeared, then you can specify that version instead if you wish.) Do not make any other change in these notices.

Once this change is made in a given copy, it is irreversible for that copy, so the ordinary GNU General Public License applies to all subsequent copies and derivative works made from that copy.

This option is useful when you wish to copy part of the code of the Library into a program that is not a library.

4. You may copy and distribute the Library (or a portion or derivative of it, under Section 2) in object code or executable form under the terms of Sections 1 and 2 above provided that you accompany it with the complete corresponding machine-readable source code, which must be distributed under the terms of Sections 1 and 2 above on a medium customarily used for software interchange.

If distribution of object code is made by offering access to copy from a designated place, then offering equivalent access to copy the source code from the same place satisfies the requirement to distribute the source code, even though third parties are not compelled to copy the source along with the object code.

5. A program that contains no derivative of any portion of the Library, but is designed to work with the Library by being compiled or linked with it, is called a "work that uses the Library". Such a work, in isolation, is not a derivative work of the Library, and therefore falls outside the scope of this License.

However, linking a "work that uses the Library" with the Library creates an executable that is a derivative of the Library (because it contains portions of the Library), rather than a "work that uses the library". The executable is therefore covered by this License. Section 6 states terms for distribution of such executables.

When a "work that uses the Library" uses material from a header file that is part of the Library, the object code for the work may be a derivative work of the Library even though the source code is not. Whether this is true is especially significant if the work can be linked without the Library, or if the work is itself a library. The threshold for this to be true is not precisely defined by law.

If such an object file uses only numerical parameters, data structure layouts and accessors, and small macros and small inline functions (ten lines or less in length), then the use of the object file is unrestricted, regardless of whether it is legally a derivative work. (Executables containing this object code plus portions of the Library will still fall under Section 6.)

Otherwise, if the work is a derivative of the Library, you may distribute the object code for the work under the terms of Section 6. Any executables containing that work also fall under Section 6, whether or not they are linked directly with the Library itself.

6. As an exception to the Sections above, you may also combine or link a "work that uses the Library" with the Library to produce a work containing portions of the Library, and distribute that work under terms of your choice, provided that the terms permit modification of the work for the customer's own use and reverse engineering for debugging such modifications.

You must give prominent notice with each copy of the work that the Library is used in it and that the Library and its use are covered by this License. You must supply a copy of this License. If the work during execution displays copyright notices, you must include the copyright notice for the Library among them, as well as a reference directing the user to the copy of this License. Also, you must do one of these things:

a) Accompany the work with the complete corresponding machine-readable source code for the Library including whatever changes were used in the work (which must be distributed under Sections 1 and 2 above); and, if the work is an executable linked with the Library, with the complete machine-readable "work that uses the Library", as object code and/or source code, so that the user can modify the Library and then relink to produce a modified executable containing the modified Library. (It is understood that the user who changes the contents of definitions files in the Library will not necessarily be able to recompile the application to use the modified definitions.)

b) Use a suitable shared library mechanism for linking with the Library. A suitable mechanism is one that (1) uses at run time a copy of the library already present on the user's computer system, rather than copying library functions into the executable, and (2) will operate properly with a modified version of the library, if the user installs one, as long as the modified version is

interface-compatible with the version that the work was made with.

c) Accompany the work with a written offer, valid for at least three years, to give the same user the materials specified in Subsection 6a, above, for a charge no more than the cost of performing this distribution.

d) If distribution of the work is made by offering access to copy from a designated place, offer equivalent access to copy the above specified materials from the same place.

e) Verify that the user has already received a copy of these materials or that you have already sent this user a copy.

For an executable, the required form of the "work that uses the Library" must include any data and utility programs needed for reproducing the executable from it. However, as a special exception, the materials to be distributed need not include anything that is normally distributed (in either source or binary form) with the major components (compiler, kernel, and so on) of the operating system on which the executable runs, unless that component itself accompanies the executable.

It may happen that this requirement contradicts the license restrictions of other proprietary libraries that do not normally accompany the operating system. Such a contradiction means you cannot use both them and the Library together in an executable that you distribute.

7. You may place library facilities that are a work based on the Library side-by-side in a single library together with other library facilities not covered by this License, and distribute such a combined library, provided that the separate distribution of the work based on the Library and of the other library facilities is otherwise permitted, and provided that you do these two things:

a) Accompany the combined library with a copy of the same work based on the Library, uncombined with any other library facilities. This must be distributed under the terms of the Sections above.

b) Give prominent notice with the combined library of the fact that part of it is a work based on the Library, and explaining where to find the accompanying uncombined form of the same work.

8. You may not copy, modify, sublicense, link with, or distribute the Library except as expressly provided under this License. Any attempt otherwise to copy, modify, sublicense, link with, or distribute the Library is void, and will automatically terminate your rights under this License. However, parties who have received copies, or rights, from you under this License will not have their licenses terminated so long as such parties remain in full compliance.

9. You are not required to accept this License, since you have not signed it. However, nothing else grants you permission to modify or distribute the Library or its derivative works. These actions are prohibited by law if you do not accept this License. Therefore, by modifying or distributing the Library (or any work based on the Library), you indicate your acceptance of this License to do so, and all its terms and conditions for copying, distributing or modifying the Library or works based on it.

10. Each time you redistribute the Library (or any work based on the Library), the recipient automatically receives a license from the original licensor to copy, distribute, link with or modify the Library subject to these terms and conditions. You may not impose any further restrictions on the recipients' exercise of the rights granted herein. You are not responsible for enforcing compliance by third parties with this License.

11. If, as a consequence of a court judgment or allegation of patent infringement or for any other reason (not limited to patent issues), conditions are imposed on you (whether by court order, agreement or otherwise) that contradict the conditions of this License, they do not excuse you from the conditions of this License. If you cannot distribute so as to satisfy simultaneously your obligations under this License and any other pertinent obligations, then as a consequence you may not distribute the Library at all. For example, if a patent license would not permit royalty-free redistribution of the Library by all those who receive copies directly or indirectly through you, then the only way you could satisfy both it and this License would be to refrain entirely from distribution of the Library.

If any portion of this section is held invalid or unenforceable under any particular circumstance, the balance of the section is intended to apply, and the section as a whole is intended to apply in other circumstances.

It is not the purpose of this section to induce you to infringe any patents or other property right claims or to contest validity of any such claims; this section has the sole purpose of protecting the integrity of the free software distribution system which is implemented by public license practices. Many people have made generous contributions to the wide range of software distributed through that system in reliance on consistent application of that system; it is up to the author/donor to decide if he or she is willing to distribute software through any other system and a licensee cannot impose that choice.

This section is intended to make thoroughly clear what is believed to be a consequence of the rest of this License.

12. If the distribution and/or use of the Library is restricted in certain countries either by patents or by copyrighted interfaces, the original copyright holder who places the Library under this License may add an explicit geographical distribution limitation excluding those countries, so that distribution is permitted only in or among countries not thus

excluded. In such case, this License incorporates the limitation as if written in the body of this License.

13. The Free Software Foundation may publish revised and/or new versions of the Lesser General Public License from time to time. Such new versions will be similar in spirit to the present version, but may differ in detail to address new problems or concerns.

Each version is given a distinguishing version number. If the Library specifies a version number of this License which applies to it and "any later version", you have the option of following the terms and conditions either of that version or of any later version published by the Free Software Foundation. If the Library does not specify a license version number, you may choose any version ever published by the Free Software Foundation.

14. If you wish to incorporate parts of the Library into other free programs whose distribution conditions are incompatible with these, write to the author to ask for permission. For software which is copyrighted by the Free Software Foundation, write to the Free Software Foundation; we sometimes make exceptions for this. Our decision will be guided by the two goals of preserving the free status of all derivatives of our free software and of promoting the sharing and reuse of software generally.

NO WARRANTY

15. BECAUSE THE LIBRARY IS LICENSED FREE OF CHARGE, THERE IS NO WARRANTY FOR THE LIBRARY, TO THE EXTENT PERMITTED BY APPLICABLE LAW. EXCEPT WHEN OTHERWISE STATED IN WRITING THE COPYRIGHT HOLDERS AND/OR OTHER PARTIES PROVIDE THE LIBRARY "AS IS" WITHOUT WARRANTY OF ANY KIND, EITHER EXPRESSED OR IMPLIED, INCLUDING, BUT NOT LIMITED TO, THE IMPLIED WARRANTIES OF MERCHANTABILITY AND FITNESS FOR A PARTICULAR PURPOSE. THE ENTIRE RISK AS TO THE QUALITY AND PERFORMANCE OF THE LIBRARY IS WITH YOU. SHOULD THE LIBRARY PROVE DEFECTIVE, YOU ASSUME THE COST OF ALL NECESSARY SERVICING, REPAIR OR CORRECTION.

16. IN NO EVENT UNLESS REQUIRED BY APPLICABLE LAW OR AGREED TO IN WRITING WILL ANY COPYRIGHT HOLDER, OR ANY OTHER PARTY WHO MAY MODIFY AND/OR REDISTRIBUTE THE LIBRARY AS PERMITTED ABOVE, BE LIABLE TO YOU FOR DAMAGES, INCLUDING ANY GENERAL, SPECIAL, INCIDENTAL OR CONSEQUENTIAL DAMAGES ARISING OUT OF THE USE OR INABILITY TO USE THE LIBRARY (INCLUDING BUT NOT LIMITED TO LOSS OF DATA OR DATA BEING RENDERED INACCURATE OR LOSSES SUSTAINED BY YOU OR THIRD PARTIES OR A FAILURE OF THE LIBRARY TO OPERATE WITH ANY OTHER SOFTWARE), EVEN IF SUCH HOLDER OR OTHER PARTY HAS BEEN ADVISED OF THE POSSIBILITY OF SUCH DAMAGES.

END OF TERMS AND CONDITIONS

How to Apply These Terms to Your New Libraries

If you develop a new library, and you want it to be of the greatest

possible use to the public, we recommend making it free software that everyone can redistribute and change. You can do so by permitting redistribution under these terms (or, alternatively, under the terms of the ordinary General Public License).

To apply these terms, attach the following notices to the library. It is safest to attach them to the start of each source file to most effectively convey the exclusion of warranty; and each file should have at least the "copyright" line and a pointer to where the full notice is found.

```
<one line to give the library's name and a brief idea of what it does>.
Copyright (C) <year> <name of author>
```

```
This library is free software; you can redistribute it and/or
modify it under the terms of the GNU Lesser General Public
License as published by the Free Software Foundation; either
version 2.1 of the License, or (at your option) any later version.
```

```
This library is distributed in the hope that it will be useful,
but WITHOUT ANY WARRANTY; without even the implied warranty of
MERCHANTABILITY or FITNESS FOR A PARTICULAR PURPOSE. See the GNU
Lesser General Public License for more details.
```

```
You should have received a copy of the GNU Lesser General Public
License along with this library; if not, write to the Free Software
Foundation, Inc., 59 Temple Place, Suite 330, Boston, MA 02111-1307 USA
```

Also add information on how to contact you by electronic and paper mail.

You should also get your employer (if you work as a programmer) or your school, if any, to sign a "copyright disclaimer" for the library, if necessary. Here is a sample; alter the names:

```
Yoyodyne, Inc., hereby disclaims all copyright interest in the
library 'Frob' (a library for tweaking knobs) written by James Random Hacker.
```

```
<signature of Ty Coon>, 1 April 1990
Ty Coon, President of Vice
```

That's all there is to it!

```
*****
NOTE: The pvfs2 kernel modules for 2.4.x and 2.6.x are released under
the terms of the GNU General Public License.
*****
```

Notes

1. <http://cvs.rocksclusters.org>